



WBSC

# Men's Softball World Championship



**CZECH REPUBLIC**  
13 – 23 JUNE 2019

## DAILY REPORT | REPORTE DIARIO

# FINAL

23<sup>TH</sup> JUNE/JUNIO 2019



NO. 1 NZL



NO. 2 CAN



NO. 3 JPN



NO. 4 AUS



NO. 5 ARG



NO. 6 USA



NO. 7 CZE



NO. 8 VEN



NO. 9 MEX



NO. 11 DEN



NO. 12 RSA



NO. 13 BOT



NO. 17 PHI



NO. 19 NED



NO. 22 SGP



NO. 24 CUB



## FINAL TEAMS' RANKING POSICIÓN FINAL DE LOS EQUIPOS








1		<b>ARGENTINA</b>
2		<b>JAPAN</b>
3		<b>CANADA</b>
4		<b>NEW ZEALAND</b>
5		<b>USA</b>
6		<b>VENEZUELA</b>
7		<b>AUSTRALIA</b>
8		<b>CZECH REPUBLIC</b>
9		<b>DENMARK</b>
10		<b>CUBA</b>
11		<b>MEXICO</b>
12		<b>SOUTH AFRICA</b>
13		<b>NETHERLANDS</b>
14		<b>BOTSWANA</b>
15		<b>SINGAPORE</b>
16		<b>PHILIPPINES</b>



## OFFICIALS – OFICIALES

### TECHNICAL COMMISSION - COMISIÓN TÉCNICA

**Technical Director – Director Técnico:**  **Kevin QUINN (CAN)**

 Lis CASTRO (DEN)	 Ray GUTIERREZ (USA)	 John Michael JENNINGS (GBR)
 Woutrinus ISBOUITS (NED)	 Roberto PEREZ (CAN)	 Giovanni SANNA (ITA)
 Brian van OS (CAN)		

### UMPIRES – ÁRBITROS

**Umpire Director – Director de Árbitros:**  **Robert STANTON (CAN)**

**Assistant Umpire Director – Asistente Director de Árbitros:**  **Santos VAZQUEZ (PUR)**

**Assistant Umpire Director – Asistente Director de Árbitros:**  **Wayne SAUNDERS (NZL)**

 Juan ARTEAGA (COL)	 Enrique CARBALLO (CUB)	 Maykel GARCÍA (CUB)
 Jiri DOSTAL (CZE)	 Andrew GALLANT (CAN)	 Darren GERRIOR (CAN)
 Jonathan HAND (USA)	 Jan HORA (CZE)	 Jens JAKOBSEN (DEN)
 Anthony KAIARUNA (NZL)	 Mitsunori KUSAMOTO (JPN)	 Thomas LOHNERT (GER)
 Abel MATABOGE (BOT)	 Damien McCAULEY (AUS)	 Gregory POHL (USA)
 Mark PORTEOUS (NZL)	 Scott RINDFLEISH (AUS)	 Eliazim SALAZAR (MEX)
 David SELDEN II (USA)	 Manuel TOVAR (VEN)	

### OFFICIAL SCORERS – ANOTADORES OFICIALES

**Scorers Director – Director de Anotadores:**  **Oscar IZAGUIRRE (VEN)**

 Gabriel ALMARAZ (MEX)	 Greta CRAIG (USA)	 Michael CRAIG (USA)
 Radek GOLÁN (CZE)	 Tomás HÍRES (SVK)	 Stefano PIERI (ITA)
 Lenka RICHTEROVÁ (CZE)	 Susana SANTOS (SPA)	 Alois SECKÁR (CZE)
 Stefan SLINGER (NED)	 Marco STOOVELAAR (NED)	 Stephanie WINKLER (GER)



## ROSTER



# ARGENTINA

# ARG

#	LAST NAME	FIRST NAME	POS	DOB	B	T	WT	HT
4	MATA CARABAJAL	Huemul Ezequiel	P	1995-01-15	R	R	92	180
6	ZARA	Juan Cruz	IF	1993-05-26	R	R	80	179
8	OLHEISER	Federico	OF	1993-03-23	R	R	96	187
9	MIGLIAVACCA SKLADNY	Teo	OF	1997-01-11	L	L	77	180
11	EDER	Federico Alejandro	OF	1988-09-05	R	R	83	172
13	CARRIL	Santiago Nicolas	OF	1990-06-28	R	R	98	186
17	MONTERO	Mariano Alberto	OF	1985-06-03	R	R	80	175
19	OJEDA	Gonzalo Augusto	IF	1992-01-10	R	R	86	175
24	MALARCZUK	Juan Ladislao	IF	1994-09-13	L	R	70	176
27	GODOY	Manuel Ignacio	IF	1987-09-25	L	L	97	180
28	MOTRONI	Bruno	C	1985-12-16	R	R	89	170
34	POTOLICCHIO	Juan Adolfo	P	1982-06-23	R	R	90	188
42	SCIALACOMO	Gian Marcos Enrique	IF	1999-02-08	L	R	66	172
59	PEKER	Alán Javier	OF	1998-03-09	L	R	74	174
70	GODOY HERBEL	Roman Alejandro	P	1995-10-22	R	R	93	185
77	MIGLIAVACCA SKLADNY	Pablo	P	1993-12-11	R	R	88	187
82	GODOY	Gustavo Oscar	IF	1981-10-25	R	R	84	175
	GAMARCI	Julio Ismael						Manager / Head Coach
	GUERRINIERI	Gustavo German						Coach
	GUERRINIERI	José Alberto						Pitching Coach
	BENEDETTI	Luciano Emanuel						Doctor
	BOLZAN	Kevin Hernan						Trainer
	MARTINEZ	Vicente Javier						Delegation Leader



## ROSTER



# AUSTRALIA

# AUS

#	LAST NAME	FIRST NAME	POS	DOB	B	T	WT	HT
3	REID	Layton James	P	2001-02-17	R	R	105	188
4	WHITE	Joshua Xavier	IF	1996-12-22	R	R	105	188
7	O'BYRNE	Brendon Thomas	IF	1987-08-20	R	R	81	178
12	BEASHEL	Callum Paul	OF	1996-08-18	R	R	68	173
13	FOLKARD	Adam Peter	P	1986-08-04	R	R	99	191
14	MATHEWS	Hayden Andrew	OF	1996-04-20	R	R	100	185
16	NORTON	Nicholas Luck	C	1986-09-26	R	R	100	183
19	PATTERSON	Scott Antony	OF	1989-03-19	R	R	75	178
21	MCGOVERN	Joshua Francis	C	1997-06-12	R	R	90	183
22	WRIGHT	Jett Kelsay	IF	2000-02-02	L	R	87	183
23	KIRKPATRICK	Andrew Thomas	P	1984-05-06	L	L	110	203
27	SHAILES	Nicholas Paul	IF	1985-04-26	R	R	87	183
35	O'LEARY	Liam Haukana Patrick	OF	1993-05-15	L	R	84	183
65	SINCLAIR	Ryan Walter	OF	1993-04-28	R	R	80	178
66	PURCELL	James Daniel	C	1997-03-07	R	R	83	183
89	PETERS	Harrison Lindsey	P	1992-09-17	R	R	95	183
99	TODHUNTER	James Cameron	IF	1992-07-21	R	R	86	183
	JOHANSON	Kere	Manager / Head Coach					
	COULTAS	Geoffrey Donald	Coach					
	RINDFLEISH	Adam Dean	Coach					
	MACKIE	Anthony John	Staff					
	SIMAI	Bernard Emery	Staff					
	TRENGOVE	Christopher David	Staff					
	TITHERADGE	Michael Raymond	Delegation Leader					



## ROSTER



# BOTSWANA

# BOT

#	LAST NAME	FIRST NAME	POS	DOB	B	T	WT	HT
1	KETSHOGILE	Ofentse	SS	1997-08-18	R	R	64	170
2	PUAKAA	Gideon	P	1998-08-28	R	R	81	170
3	MOALOSI	Morulaganyi N.	C	1985-11-23	R	R	79	181
5	GUDU	Unaswi Pako	C	1992-07-25	R	R	73	173
6	SAMUEL	Kunyalala	P	1997-08-23	R	R	101	192
8	MATLHO	Kabo Tshepang	IF	1983-09-20	R	R	74	178
9	DEKOKER	Brian Thabang	IF	1994-04-10	R	R	84	170
10	RADITHOBANE	Thabiso	C	1988-03-03	R	R	92	185
11	MAZULUGWA	Tiro	1B	1989-04-16	L	L	83	180
12	DITIRO	Tshepho	CF	1997-07-04	R	R	98	190
13	TSHELAMETSE	Romeo	P	1979-01-03	R	R	105	189
14	MADZULUGWA	Pamidzani	P	1999-08-13	R	R	55	178
15	SIMWANZA	Eric	OF	1989-06-04	R	R	96	180
16	MOTSHOLATHEBE	Karabo	P	1992-07-27	R	R	93	176
17	DHLODHLO	Thabo	CF	1990-06-19	R	R	109	188
18	MANAKA	Jurry	IF	1982-04-04	R	R	79	172
19	MOGALE	Kagiso Johannes	P	1990-12-23	R	R	84	180
	MAFORAGA	Gabriel Pako						Manager / Head Coach
	MOREMEDI	Tapologo James						Coach
	MOYO	Tony Chris Madla						Pitching Coach
	KGOSIETSILE	Puso						Staff
	MOITLHOBOGI	Tsholofelo						Staff
	SEITEI	Kelebogile						Delegation Leader



# ROSTER



## CANADA

## CAN

#	LAST NAME	FIRST NAME	POS	DOB	B	T	WT	HT
2	WALUSHKA	Kristopher Edward	IF	1983-12-20	R	R	79	175
6	PAULI	Tyler	IF	1995-06-30	L	R	75	178
7	HUNTER	Blake Everett	UTL	1987-05-19	R	R	95	180
10	HILL	Jason John	UTL	1984-09-12	L	R	88	183
12	MCCULLOUGH	Devon Jordan	P	1990-09-28	R	R	88	175
13	ABREY	Bryan Michael	C	1987-04-30	R	R	95	183
14	BURNS	Patrick James	P	1990-06-01	R	R	102	193
15	ROY	Mathieu	OF	1988-12-21	L	R	86	178
19	ELLSWORTH	Jeffery	OF	1977-11-08	L	R	91	180
20	LIEPH	Scott Alexander	P	1989-08-11	R	R	95	185
22	EZEKIEL	Bradley Joseph	OF	1987-03-21	R	R	86	175
29	MAYSON	Derek Ross	IF	1984-04-16	L	R	95	188
33	MULLALEY	Stephen Arthur	IF	1983-11-30	R	L	91	185
44	CLEARY	Sean	P	1984-11-30	R	R	95	183
51	BOLAND	Ryan David	C	1987-10-05	L	R	95	180
91	BOLAND	Shane James	IF	1991-02-22	R	R	82	175
93	EZEKIEL	Kyle Michael	UTL	1989-08-24	R	R	86	175
11	STUART	John Steven	Manager / Head Coach					
3	ALLIN	Douglas	Coach					
16	HILL	John Robert	Coach					
39	HOWEY	John Leslie	Coach					
	DAVIES	Adam Kurt	Trainer					
	KOVITCH	Kalen Robert	Staff					
	BRANCHAUD	Michael	Delegation Leader					



## ROSTER



# CUBA

# CUB

#	LAST NAME	FIRST NAME	POS	DOB	B	T	WT	HT
1	RODRIGUEZ VINENT	Yesander	2B	1983-06-01	R	R	81	168
2	PEREZ PEREZ	Oswaldo	IF	1987-03-01	R	R	84	177
4	ROMAN GONZALEZ	Alain	P	1978-06-13	R	R	86	184
6	ROSETE TABRAUE	Roger Jesus	OF	1989-09-30	L	L	91	180
8	RODRIGUEZ ROSALES	Juan Carlos	OF	1983-10-12	L	R	75	167
13	RAMOS SUAREZ	Yurisandre	C	1984-02-27	L	R	87	176
14	VERA MESA	Reinier	C	1986-07-26	R	R	70	183
15	RIOS FABARS R.	Juan Yasmani	1B	1987-04-04	R	R	76	181
17	LAMOTE PRADES	Reynaldo	OF	1984-05-03	R	R	85	180
18	PLUTIN QUINTERO	Guber	P	1975-01-26	L	L	82	174
19	DOMINGUEZ ROBLES	Luis Raul	SS	1993-02-11	R	R	75	171
20	SANCHEZ ROSALES	Wilfredo	IF	1985-08-10	R	R	77	175
21	LOPEZ MARTINEZ	Alain	P	1983-10-19	R	R	88	184
22	CASTELLANOS	Yuri Daniel	2B	1991-06-26	L	R	71	170
23	CASTILLO BLAIR	Hector Luis	OF	1991-11-03	R	L	70	178
53	REYNA LOPEZ	Andres	OF	1985-12-22	R	R	96	169
77	HERNANDEZ MORENO	Alberto Vicente	P	1988-11-26	R	R	85	180
	CARDENAS PERERA	Leonardo Jose						Manager / Head Coach
	ALVAN ALVAREZ	Miguel						Coach
	MOYA RENGIFO	Miguel						Coach
	IBARGUEN SCHUEG	Maykel Pedro						Staff
	PEDRAJA VIERA	Yisel						Doctor
	PEREZ PARDO	Juan Reinaldo						Delegation Leader





## ROSTER



# CZECH REPUBLIC

# CZE

#	LAST NAME	FIRST NAME	POS	DOB	B	T	WT	HT
2	PETR	Tomáš	SS	1988-07-26	R	R	80	196
4	MERTL	David	C	1983-04-09	R	R	85	180
6	FIALA	Lukáš	C	1984-07-25	R	R	75	180
8	JOSKA	Marek	P	1996-01-15	L	R	100	201
11	KORČÁK	Jiří	IF	1994-04-27	L	R	70	170
18	MALÝ	Marek	OF	1995-04-20	L	R	86	180
22	VÁCHA	Petr	OF	1981-06-04	R	R	77	171
23	BRENÍK	Jaroslav	P	1984-11-23	L	R	130	185
28	KOLKUS	Patrik	IF	1977-04-12	L	R	111	191
30	MACH	Jonáš	P	1984-06-20	R	R	72	179
32	KOLŮCH	Michal	OF	1994-03-17	R	R	85	177
48	HOLOBRÁDEK	Michal	P	1997-08-05	L	R	100	191
56	KASAL	Matouš	IF	1994-08-29	L	R	90	186
77	KOPEČNÝ	Patrik	OF	1995-03-25	L	R	92	187
78	NEZBEDA	Jiří	3B	1987-12-23	R	R	72	164
96	KLAS	Mikuláš	IF	1993-12-17	R	R	87	186
99	SVOBODA	Václav	SS	1985-12-20	R	R	90	192
26	KUSÝ	Tomáš	Manager / Head Coach					
7	HAVEL	Stanislav	Pitching Coach					
27	KORČÁK	Jaroslav	Coach					
13	PŘIBYL	Jan	Coach					
91	KLEIN	Ivan	Trainer					
64	KOUT	Miroslav	Doctor					
	ZAKOUŘIL	Martin	Staff					
90	KOPŘIVA	Jakub	Delegation Leader					



## ROSTER



# DENMARK

# DEN

#	LAST NAME	FIRST NAME	POS	DOB	B	T	WT	HT
3	LARSEN	Anton Schulze	OF	2000-03-29	R	R	72	192
5	LOHMANN	Lukas Nibe	P	1997-07-10	R	R	82	187
9	SVANE	Anders Bendix	C	1983-05-02	R	R	86	179
11	HANSEN	Kim Lunderød	P	1986-03-23	R	R	87	194
13	BERGER	Jacob	2B	1973-01-13	R	R	85	182
20	SIMONSEN	Martin Munk	OF	1992-04-10	R	R	87	193
21	BROWN	Anton Schioetz	OF	1996-03-09	L	L	90	192
23	ISASI	Alejandro Wong	OF	1976-10-01	R	R	85	183
25	JULENON	Daniel Jean Ferrigini	DH	1985-11-07	L	L	90	187
33	HOLMELUND	Tobias Skak	IF	1997-02-15	R	R	95	195
50	TERKELSEN	Frederik Frode Brask	OF	1987-04-01	L	L	90	194
51	ANDERSEN	Mikkel Pensdorf	1B	1992-12-15	L	L	80	187
60	TERKELSEN	Jens Valdemar Brask	P	1990-09-29	L	L	81	181
65	MILNE	Duncan Svane	SS	1998-12-25	L	R	80	194
66	ANDERSEN	Oscar Trøjgård	OF	2000-11-17	R	R	75	180
93	GORLEN	Benjamin Fromberg	UTL	1993-04-14	R	R	73	175
95	JØRGENSEN	Anders Munk Birkhøj	C	1984-11-26	R	R	95	201
8	ELDRIGE	Rashad Gabriel	Manager / Head Coach					
44	TERKELSEN	Jens	Coach					
	ANDERSEN	Natasha Rindom	Staff					
	ANDERSEN	Noah Oliver Rindom	Staff					
	ELDRIDGE	Christina Veggerby	Staff					
	TERKELSEN	Susanne Brask	Staff					



## ROSTER



# JAPAN

# JPN

#	LAST NAME	FIRST NAME	POS	DOB	B	T	WT	HT
6	INOUE	Tomonori	IF	1994-06-20	R	R	78	177
7	TSUTSUI	Takuto	IF	1986-05-26	L	R	83	173
8	YASUMI	Kotaro	IF	1996-09-28	L	R	74	175
9	URAMOTO	Daishi	IF	1985-07-25	L	L	85	177
10	TAKAHASHI	Hayami	P	1987-09-15	R	R	77	179
11	YAMAWAKI	Yuya	P	1992-05-17	L	R	73	172
12	OISHI	Tsukasa	C	1996-09-27	R	R	82	180
14	KATAOKA	Taiyo	C	1988-10-25	L	R	78	176
16	IKEDA	Hiroki	P	1995-06-15	R	R	96	190
17	KOYAMA	Reo	P	1998-05-09	R	R	80	179
18	TERABARU	Mizuki	P	1996-11-22	R	R	83	183
19	MORITA	Yusuke	OF	1988-11-25	L	R	70	176
20	MATSUDA	Hikaru	P	1986-12-17	R	R	82	177
21	IKEDA	Hiroto	OF	1993-04-10	L	R	85	175
23	KUROIWA	Seii	OF	1995-08-12	R	R	76	176
24	UNE	Ryoyu	IF	1996-03-31	L	R	77	179
26	MIYAJI	Mitsuru	OF	1992-07-17	L	R	73	167
30	OKAMOTO	Tomoaki	Manager / Head Coach					
32	TERUI	Kengo	Coach					
31	YOSHIMURA	Hiroshi	Coach					
	ARAI	Kazuhiro	Staff					
	MIMURA	Nayumi	Staff					
	NOGA	Takuya	Staff					
	TAOKA	Koichi	Trainer					
	HIGASHIYAMA	Naomi	Delegation Leader					



WBSB  
Men's Softball  
World Championship

 CZECH REPUBLIC  
JUNE 13, 2019 - JUNE 23, 2019

## ROSTER



# MEXICO

# MEX

#	LAST NAME	FIRST NAME	POS	DOB	B	T	WT	HT
2	SALGADO CARRILLO	Alan	OF	1989-07-26	L	R	94	176
3	GONZALEZ RUBIO	Marco Antonio	OF	1989-11-12	R	R	88	180
8	MUÑOZ LEON	Jonathan Misael	P	1995-12-05	R	R	95	190
9	LOPEZ DELGADO	Edgar Daniel	OF	1993-10-03	L	R	103	188
12	DELGADILLO HERNANDEZ	Ruben	OF	1986-07-12	L	R	115	180
13	DURAZO DURAZO	Daniel Eduadro	1B	1995-08-12	R	R	98	183
16	ORDAZ LOPEZ	Carlos Miguel	P	1986-06-01	R	R	89	189
17	VILLALVAZO PEÑA	Lenny Josue	UTL	1998-10-12	R	R	74	172
18	MARQUEZ SANTANA	Carlos Alberto	1B	1995-07-18	L	L	98	172
20	HERNANDEZ CUETO	Jose Ricardo	P	1992-11-28	R	R	78	188
22	GARCIA VILLALOBOS	Ivan Alejandro	C	1987-09-22	R	R	85	170
24	DUEÑAS LEDEZMA	Adan Alberto	P	1994-09-24	R	R	90	189
25	PEÑA OSUNA	Ismael	3B	1992-07-01	R	R	78	172
26	CARDONA BUSTAMANTE	Jesus Rene	SS	1991-04-10	R	R	80	179
29	SANCHEZ LOPEZ	Ernesto Alonso	C	1993-04-14	R	R	84	181
31	RODRIGUEZ PEÑA	Julio Cesar	CF	1994-08-31	L	R	82	175
34	OSUNA PERAZA	Alan De Jesus	RF	1993-06-01	L	R	85	185
10	LERMA MARTINEZ	Jesus Alfredo	Manager / Head Coach					
13	GUERRERO OCEJO	Rolando	Coach					
32	JORGE ALEJANDRO	Rivera Marquez	Coach					
6	PEREZ LEON	Mario Humberto	Coach					
16	GUERRERO CASTILLA	JULIO CESAR	Trainer					
34	OLVERA	JESUS	Staff					
	PEREZ RAMOS	Roman Enrique	Staff					
	SIERRA GARCIA	Roberto	Staff					
	GUERRERO CASTILLA	Cruz Rolando	Delegation Leader					



## ROSTER



# NETHERLANDS

# NED

#	LAST NAME	FIRST NAME	POS	DOB	B	T	WT	HT
1	JONES	Nigel Quintin	OF	1996-05-08	R	R	75	180
4	JUAQUIN	Dyron David	UTL	1992-03-21	R	R	65	175
5	DIX	Ronald	UTL	1969-05-14	R	R	82	187
8	RAAP	Idelgardo Olivo Herangelo	OF	1980-04-10	R	R	89	180
9	DELFINA	Jefferson Prince	OF	1987-08-17	L	L	77	173
12	BLONK	Wesley	P	1980-09-02	R	R	89	185
16	LOURENS	Emeron Eldon	UTL	1986-06-09	R	R	86	177
19	POLONIUS	Glennsig Rogelio	IF	1974-11-19	S	R	80	179
23	VISSER	Jeffry	P	1982-07-12	R	R	95	195
25	FRANCISCA	Siegmond Merced	IF	1981-09-24	R	R	96	178
27	ROMBLEY	Danny Reginald	OF	1979-11-26	R	R	95	183
28	JAVIER	Enrique Dejesus	1B	1972-09-25	R	R	110	183
30	KWAS	Enio Rinaldi Vincenzo	P	1967-07-07	R	R	91	185
36	BEAUMONT	Anthony Carlos Gerrit	C	1983-01-03	R	R	99	183
37	BROOKS	Revin Vincent	OF	1985-10-03	R	R	110	194
46	MULDER	Jeroen	P	1985-04-17	R	R	128	205
50	DIJKHOFF	Eldrick Gabriel	IF	1986-03-13	R	R	100	178
44	TEN PAS	Bernardus Martinus	Manager / Head Coach					
2	COMENENCIA	Marlon Alberto	Coach					
33	HOSÉ	Anthony Gregory	Coach					
	HANEDOES	Emely Elisabeth	Pitching Coach					
	BENNEKER	Marcel Bernardus	Staff					
	GRAAFSTAL E/V RIJKER	Kristina Nelly	Staff					
	GUILLOT	Dene	Trainer					
	VOS	Sven	Staff					



## ROSTER



# NEW ZEALAND

# NZL

#	LAST NAME	FIRST NAME	POS	DOB	B	T	WT	HT
3	EVANS	Joel James	IF	1991-03-13	R	R	96	175
5	PETTETT	Joshua Aaron	P	1993-04-04	R	R	116	193
6	RAEMAKI	Jerome Devon	IF	1994-05-21	L	R	113	183
10	CHAPMAN	Daniel William	P	1997-05-14	R	R	86	187
12	NUKUNUKU	Nathan Walter	IF	1980-05-08	L	R	85	175
17	COMPAIN	Kallan Hugh	C	1990-01-04	R	R	103	193
18	HAYES	Nikki Jasper	P	1989-06-02	R	R	109	190
20	ENOKA	Thomas David	OF	1991-02-20	R	R	91	176
24	WATT	Jackson Rowland	OF	1998-03-05	R	L	113	187
28	ENOKA	Campbell Duncan	OF	1994-01-02	R	R	83	180
29	LAULU	Wayne	OF	1981-01-07	R	L	118	185
46	BARTORILLO	Tyron Jai	IF	1984-06-28	L	R	85	186
47	EVANS	Cole Stuart	IF	1998-04-30	R	R	88	190
68	HARBROW	Joshua George	IF	1991-07-25	R	R	100	188
73	VAN LIESHOUT	Zane Antoni	C	1992-10-16	R	R	88	181
89	ENOKA	Benjamin Richard	OF	1989-08-11	R	L	90	183
99	MAKEA	Reilly Jazz Arika	OF	1999-09-15	R	R	102	184
2	SORENSEN	Mark James	Manager / Head Coach					
14	MARINO	Darryl Eruera	Coach					
34	WANA	James Wairata	Pitching Coach					
77	AITU	Paul Graeme	Doctor					
23	BAIN	Conrad John	Staff					
7	REA	Darren James	Staff					
	ALLEN	Lawrence Jackson	Staff					
	DITFORT	Ian Joseph	Staff					
42	EDEN	Casey Dylan	Delegation Leader					



## ROSTER



# PHILIPPINES

# PHI

#	LAST NAME	FIRST NAME	POS	DOB	B	T	WT	HT
4	BATHAN	Denmark	CF	1989-07-15	R	R	68	172
6	RIPARIP	Gino	IF	1998-11-06	R	R	87	165
7	DE LEON	Christian Paul	LF	1988-03-02	R	R	79	168
8	PARCO	Reagan	P	1994-03-30	R	R	90	175
11	BARREDO	Leo	P	1987-02-01	L	L	87	170
12	MARAVILLES	Ben	2B	1974-05-16	R	R	74	168
15	ABELLO	Isidro	C	1979-05-15	R	R	88	168
16	BINARAO	Ernesto	1B	1978-08-16	L	L	90	172
23	DEL SOCORRO	Earl Ryan	IF	1990-01-23	R	R	84	164
24	VISAYA	Julius Cesar	IF	1981-07-24	R	R	86	170
27	RIPARIP	Gerone	IF	1992-11-29	R	R	79	165
29	OMANDAC	Saxon	1B	1981-11-29	L	L	70	167
32	DEL SOCORRO	Edmer	C	1981-08-20	R	R	78	164
33	PAGKALIWAGAN	Michael	3B	1988-10-11	R	R	70	168
73	BACARISAS	Jerome	SS	1989-06-17	R	R	84	167
92	PAGKALIWAGAN	Marlon	P	1987-07-01	R	R	104	165
98	MARQUEZ	Gregorio	P	1979-04-24	R	R	71	170
	DELA CRUZ	Eufracio	Manager / Head Coach					
	BUMAGAT	Romeo	Coach					
	ESTIPULAR	Alejandro	Coach					
	STA. MARIA	Marciano Jr.	Pitching Coach					
	ACAYLAR	Ralf Romulo	Trainer					
	ROMERO	Marlon	Staff					



## ROSTER



# SINGAPORE

# SGP

#	LAST NAME	FIRST NAME	POS	DOB	B	T	WT	HT
1	SEAH	Schuyler Jia Le	OF	1996-12-20	R	R	74	175
3	CHIA	Audric Shaw Han	2B	2002-10-21	R	R	65	175
4	TAN	Ding Quan, Ivan	UTL	1996-01-01	R	R	75	172
5	AMIRUDIN	Muhammad Farhan	1B	1989-05-03	R	R	72	175
8	ONG	Jun Heng Aloysius	P	2001-04-16	R	R	78	187
11	NG	Ee Han, Ivan	C	1988-02-22	R	R	80	175
15	TAN	Andrew Wei-Kang	OF	1997-04-23	R	R	65	176
17	TAN	Tai Jin, Jeron	P	1999-10-01	R	R	87	180
18	NGIAM	Jun Jie, Gerann	P	1992-07-05	R	R	90	172
20	TAN	Jun Kai, Watson	P	1992-10-18	R	R	100	185
21	CHEW	Marcus Shi Phng	P	1996-03-29	R	R	74	173
22	HAN	YuChou, Dominic	OF	1993-05-31	R	R	76	175
25	LOW	Zu Ray	1B	2002-05-06	L	L	68	170
28	OH	Ziglar	OF	1999-01-28	R	R	79	180
48	FOO	Say Kian	OF	1996-07-17	L	L	70	163
51	TAM	Joshua Jun Wen	C	1996-04-21	L	R	67	170
88	MOHAMMAD NOORHAM	Mohammad Huzaifah	SS	2001-06-17	R	R	65	170
	SO	Diamond Beng Seng	Manager / Head Coach					
	KOH	Ruoh Jie	Coach					
	MENDOZA	William Jess	Pitching Coach					
	CHIA	Lionel	Trainer					
23	SEOW	Chin Keong	Staff					





## ROSTER



# SOUTH AFRICA

# RSA

#	LAST NAME	FIRST NAME	POS	DOB	B	T	WT	HT
2	MOKOPANELE	Gosiame R.	C	1994-04-15	R	R	67	170
3	DE LANGE	Cornelius Francois	UTL	1987-10-09	R	R	93	187
4	MOLOKOANE	Sehlabi Calvin	UTL	1985-01-17	R	R	91	190
6	MASENGI	Pontsho Ashley	CF	1989-04-05	R	R	80	190
9	JACOBS	Luke Jonathan	LF	1991-10-16	R	R	90	183
10	MANAKA	Manhlane Peter	P	1993-10-01	R	R	79	181
11	THUPUDI	Mogau Macmillan	P	1992-09-14	R	R	95	180
12	PHALADI	Phomolo Matsobane	1B	1987-03-24	L	L	85	189
13	CHEPAPE	Isaiah Mankomoro	C	1992-08-29	R	R	101	181
14	FROST	Javier Dalian	SS	1993-11-09	R	R	83	181
15	THOMASON	William Edward	RF	1989-03-07	R	R	99	180
17	MOETI	Kagiso	3B	1989-12-28	R	R	75	172
18	KEKANA	Tidima Barnat	P	1986-04-30	R	R	94	189
20	HLANGA	Matsobane George	C	1992-03-07	R	R	69	173
41	BANN	Christopher Ryan	2B	1992-05-06	L	L	89	172
45	MATSWENYANE	Mandla Gideon	RF	1994-01-29	L	L	86	189
87	HATTINGH	Rian Johannes	LF	1998-06-13	R	R	88	187
77	DAU	Forthius Kholofelo	Manager / Head Coach					
66	KEKANA	Malose Seth	Coach					
1	MOHLAKE	Nakedi Frazer	Pitching Coach					
11	DITLHAKE	Letlhogonolo A.	Staff					
26	HUMA	Thabo Lucky	Staff					
27	LEDWABA	Tebogo Francois	Staff					
9	LEGODI	Moloko John	Staff					
22	LITHLAKANYANE	Victor Letsoejane	Doctor					
16	MAPHETO	Phokoane Elliot	Staff					
23	WILLIAMS	Michele Sheila	Staff					
	MAHAPA	Thikithana Derick	Delegation Leader					



# ROSTER



## USA

## USA

#	LAST NAME	FIRST NAME	POS	DOB	B	T	WT	HT
1	NOWACZYK	Jeffrey James	C	1985-02-23	R	R	90	185
2	DUDLEY	Tyler Isaiah DuPree	IF	1989-07-06	R	R	90	185
4	PALAZZO	Matt Joseph	IF	1982-08-17	R	R	86	180
7	MULLINS	Nicholas Ryan	UTL	1985-11-03	R	R	88	175
8	OCHOA	Erick	UTL	1993-08-12	R	R	95	175
11	MANCHA	Antonio Lopez	P	1978-10-09	R	R	97	185
12	COOLEY	Joel Eli	P	1985-11-11	R	R		180
13	CASTILLO	Kevin John-Paul	IF	1987-09-06	R	R	95	180
14	RATLIFF	Matthew Aaron	OF	1984-08-01	R	R	95	190
17	WEILER	Mervin Duane	P	1987-06-05	R	R	97	180
18	GWIZDALA	Jon Michael	P	1991-04-12	R	R	97	190
20	SCHILLER	Cameron John	IF	1989-11-30	L	R	95	182
21	TAN	Marcus John	UTL	1985-07-29	R	R	79	190
22	CHRISTIANSEN	Jenner Jess	UTL	1987-06-10	R	R	81	172
23	LYNCH	Jonathan Michael	IF	1994-02-12	L	L	79	172
28	DAVIS JR	Yusef Lateef	OF	1994-08-24	R	R	68	170
30	SAENZ	Gilbert Lee	UTL	1988-05-21	R	R	70	175

	LEATHER	Greg Albert	Manager / Head Coach
	HACKEATT	Ronald Lloyd	Coach
	HICKS	Greg Lee	Coach
	MC CURRY	Nickey Jaymax	Coach
35	BOULEY	Tyler James	Coach
	ALLEN	Matthew John	Staff
	GENTRY	Howard Collin	Trainer
	NYDICK	Gregory Streeper	Staff
	WILLIS	Katie Michelle	Staff
	SIDEL	Bruce Alan	Delegation Leader



## ROSTER



# VENEZUELA

# VEN

#	LAST NAME	FIRST NAME	POS	DOB	B	T	WT	HT
1	QUERALES CORONEL	Herwims Pastor	OF	1980-10-03	L	L	85	165
4	SOLORZANO ZAMBRANO	Jose Alberto	SS	1986-02-25	R	R	70	166
5	COLOMBO PEREZ	Luis Miguel	P	1996-01-15	R	R	80	178
6	CONTRERAS JIMENEZ	Manuel Alejandro	OF	1995-03-24	L	L	78	173
7	LIMA MENDOZA	Jorge Luis	2B	1984-09-22	R	R	80	167
8	PINTO ORLANDO	Luiger Orlando	C	1986-10-13	R	R	98	177
10	PEREZ	Angel Antonio	P	1980-04-21	R	R	85	165
11	HERRERA FALCON	Engelbert Ivanho	IF	1994-02-17	R	R	80	180
12	CARREÑO MENESES	Carlos Alberto	3B	1986-11-04	R	R	75	170
13	ROGERS PEREZ	Edward Eugenio	UTL	1985-09-17	R	R	78	175
14	SEQUERA RAMOS	Rogelio Enrique	IF	1990-03-06	R	R	85	170
15	URBANEJA	Erick Jose	P	1981-03-14	L	L	100	176
16	UCERO ARCIA	Carlos Roberto	P	1981-05-06	R	R	91	178
17	ZAMBRANO STORMES	John Franklin	1B	1982-04-02	L	L	115	182
18	OJEDA CORDERO	Carlos Eduardo	OF	1980-02-02	R	R	76	167
22	FLORES SANCHEZ	Rafael Angel	C	1983-03-26	R	R	120	176
34	PIMENTEL SIVIRA	Maiker Josue	P	1997-10-04	R	R	80	180
	PEREZ GUTIERREZ	Marlon Jose						Manager / Head Coach
	RODRIGUEZ TOVAR	Milton German						Coach
	RUSSO AGUILAR	Luis Gerardo						Coach
	MONTEROLA AZUAJE	Joel Jose						Trainer
	LIMA MENDOZA	Daniel Alberto						Staff
	GRATEROL NARANJO	Raiham						Staff
	PEREZ UZCATEGUI	Mikel Andoni						Delegation Leader



## OPENING ROUND – RONDA DE APERTURA

### STANDINGS – POSICIÓN DE EQUIPOS

GROUP A – GRUPO A						
RK	TEAM – EQUIPO	GP	W	L	AVG	GB
1	 JAPAN	7	7	0	<b>1.000</b>	-
2	 ARGENTINA	7	6	1	<b>.857</b>	1.0
3	 NEW ZEALAND	7	4	3	<b>.571</b>	3.0
4	 CZECH REPUBLIC	7	3	4	<b>.429</b>	4.0
5	 CUBA	7	3	4	<b>.429</b>	4.0
6	 MEXICO	7	3	4	<b>.429</b>	4.0
7	 BOTSWANA	7	2	5	<b>.286</b>	5.0
8	 PHILIPPINES	7	0	7	<b>.000</b>	7.0

GROUP B – GRUPO B						
RK	TEAM – EQUIPO	GP	W	L	AVG	GB
1	 CANADA	7	7	0	<b>1.000</b>	-
2	 AUSTRALIA	7	6	1	<b>.857</b>	1.0
3	 USA	7	5	2	<b>.714</b>	2.0
4	 VENEZUELA	7	4	3	<b>.571</b>	3.0
5	 DENMARK	7	3	4	<b>.429</b>	4.0
6	 SOUTH AFRICA	7	1	6	<b>.143</b>	6.0
7	 NETHERLANDS	7	1	6	<b>.143</b>	6.0
8	 SINGAPORE	7	1	6	<b>.143</b>	6.0

The teams are placed according the Tournament Regulations for the WBSC.

Los equipos son ordenados en atención a los Reglamentos Oficiales de la WBSC.



## OPENING ROUND – RONDA DE APERTURA

### SCHEDULE AND RESULTS – CALENDARIO Y RESULTADOS

GROUP A - GRUPO A	GROUP B - GRUPO B
NEW ZEALAND	CANADA
JAPAN	AUSTRALIA
ARGENTINA	USA
CZECH REPUBLIC	VENEZUELA
MEXICO	DENMARK
BOTSWANA	SOUTH AFRICA
PHILIPPINES	NETHERLANDS
CUBA	SINGAPORE

#### THURSDAY JUNE 13 – JUEVES 13 DE JUNIO, 2019

#	Hour Hora	Stadium Campo	Group Grupo	Away Team Equipo Visitante	Home Team Equipo Local	Score	Inn
	18:00	Svoboda Ballpark	WBS	OPENING CEREMONY – CEREMONIA INAUGURAL			
1	19:30	Svoboda Ballpark	A	NEW ZEALAND	CZECH REPUBLIC	9-0	

#### FRIDAY JUNE 14 – VIERNES 14 DE JUNIO, 2019

#	Hour Hora	Stadium Campo	Group Grupo	Away Team Equipo Visitante	Home Team Equipo Local	Score	Inn
2	10:30	Svoboda Ballpark	B	SOUTH AFRICA	VENEZUELA	0-1	
3	13:30	Svoboda Ballpark	B	DENMARK	CANADA	0-7	5
4	13:30	Hippos Arena	A	PHILIPPINES	CUBA	2-11	5
5	16:30	Svoboda Ballpark	B	SINGAPORE	AUSTRALIA	0-10	4
6	16:30	Hippos Arena	A	ARGENTINA	BOTSWANA	8-0	5
7	19:30	Svoboda Ballpark	B	NETHERLANDS	USA	3-5	
8	19:30	Hippos Arena	A	MEXICO	JAPAN	1-2	

Local time in Czech Republic. / Hora local en la República Checa.



## OPENING ROUND – RONDA DE APERTURA

### SCHEDULE AND RESULTS – CALENDARIO Y RESULTADOS

#### SATURDAY JUNE 15 – SÁBADO 15 DE JUNIO, 2019

#	Hour Hora	Stadium Campo	Group Grupo	Away Team Equipo Visitante	Home Team Equipo Local	Score	Inn
9	10:30	Svoboda Ballpark	A	BOTSWANA	PHILIPPINES	3-0	
10	10:30	Hippos Arena	B	SOUTH AFRICA	DENMARK	0-7	5
11	13:30	Svoboda Ballpark	A	JAPAN	ARGENTINA	8-4	
12	13:30	Hippos Arena	B	SINGAPORE	VENEZUELA	0-10	4
13	16:30	Svoboda Ballpark	A	CUBA	NEW ZEALAND	0-2	
14	16:30	Hippos Arena	B	CANADA	NETHERLANDS	12-0	5
15	19:30	Svoboda Ballpark	A	MEXICO	CZECH REPUBLIC	2-3	8
16	19:30	Hippos Arena	B	USA	AUSTRALIA	0-1	

#### SUNDAY JUNE 16 – DOMINGO 16 DE JUNIO, 2019

#	Hour Hora	Stadium Campo	Group Grupo	Away Team Equipo Visitante	Home Team Equipo Local	Score	Inn
17	10:30	Svoboda Ballpark	B	SINGAPORE	NETHERLANDS	0-13	4
18	10:30	Hippos Arena	A	CUBA	BOTSWANA	6-0	
20	13:00	Hippos Arena	A	ARGENTINA	PHILIPPINES	15-0	6
19	13:30	Svoboda Ballpark	B	VENEZUELA	DENMARK	1-0	8
22	16:00	Hippos Arena	A	NEW ZEALAND	MEXICO	4-5	8
21	16:30	Svoboda Ballpark	B	USA	SOUTH AFRICA	8-1	6
24	19:00	Hippos Arena	A	CZECH REPUBLIC	JAPAN	3-4	
23	19:30	Svoboda Ballpark	B	AUSTRALIA	CANADA	1-4	

Local time in Czech Republic. / Hora local en la República Checa.



## OPENING ROUND – RONDA DE APERTURA

### SCHEDULE AND RESULTS – CALENDARIO Y RESULTADOS

#### MONDAY JUNE 17 – LUNES 17 DE JUNIO, 2019

#	Hour Hora	Stadium Campo	Group Grupo	Away Team Equipo Visitante	Home Team Equipo Local	Score	Inn
25	10:30	Svoboda Ballpark	A	MEXICO	CUBA	2-7	
26	10:30	Hippos Arena	B	SOUTH AFRICA	SINGAPORE	3-4	
27	13:30	Svoboda Ballpark	A	BOTSWANA	NEW ZEALAND	0-7	5
28	13:30	Hippos Arena	B	NETHERLANDS	VENEZUELA	1-9	5
29	16:30	Svoboda Ballpark	A	PHILIPPINES	JAPAN	0-10	4
30	16:30	Hippos Arena	B	DENMARK	AUSTRALIA	3-5	
31	19:30	Svoboda Ballpark	A	CZECH REPUBLIC	ARGENTINA	3-6	
32	19:30	Hippos Arena	B	USA	CANADA	1-4	

#### TUESDAY JUNE 18 – MARTES 18 DE JUNIO, 2019

#	Hour Hora	Stadium Campo	Group Grupo	Away Team Equipo Visitante	Home Team Equipo Local	Score	Inn
33	10:30	Svoboda Ballpark	B	AUSTRALIA	SOUTH AFRICA	11-0	6
34	10:30	Hippos Arena	A	BOTSWANA	MEXICO	3-5	
35	13:30	Svoboda Ballpark	B	VENEZUELA	CANADA	1-2	
36	13:30	Hippos Arena	A	CUBA	ARGENTINA	2-3	
37	16:30	Svoboda Ballpark	B	SINGAPORE	USA	0-7	5
38	16:30	Hippos Arena	B	NEW ZEALAND	JAPAN	1-5	
39	19:30	Svoboda Ballpark	B	NETHERLANDS	DENMARK	1-8	5
40	19:30	Hippos Arena	A	CZECH REPUBLIC	PHILIPPINES	4-1	

Local time in Czech Republic. / Hora local en la República Checa.



## OPENING ROUND – RONDA DE APERTURA

### SCHEDULE AND RESULTS – CALENDARIO Y RESULTADOS

#### WEDNESDAY JUNE 19 – MIÉRCOLES 19 DE JUNIO, 2019

#	Hour Hora	Stadium Campo	Group Grupo	Away Team Equipo Visitante	Home Team Equipo Local	Score	Inn
41	10:30	Svoboda Ballpark	A	JAPAN	CUBA	2-0	
42	10:30	Hippos Arena	B	AUSTRALIA	VENEZUELA	5-3	
43	13:30	Svoboda Ballpark	A	PHILIPPINES	NEW ZEALAND	0-15	3
44	13:30	Hippos Arena	B	CANADA	SINGAPORE	8-0	6
45	16:30	Svoboda Ballpark	A	MEXICO	ARGENTINA	1-11	4
46	16:30	Hippos Arena	B	DENMARK	USA	4-12	5
47	19:30	Svoboda Ballpark	A	BOTSWANA	CZECH REPUBLIC	4-2	
48	19:30	Hippos Arena	B	SOUTH AFRICA	NETHERLANDS	7-0	6

#### THURSDAY JUNE 20 – JUEVES 20 DE JUNIO, 2019

#	Hour Hora	Stadium Campo	Group Grupo	Away Team Equipo Visitante	Home Team Equipo Local	Score	Inn
49	10:30	Svoboda Ballpark	B	VENEZUELA	USA	4-7	
50	10:30	Hippos Arena	A	PHILIPPINES	MEXICO	2-12	4
51	13:30	Svoboda Ballpark	B	DENMARK	SINGAPORE	5-3	
52	13:30	Hippos Arena	A	JAPAN	BOTSWANA	3-0	
53	16:30	Svoboda Ballpark	B	CANADA	SOUTH AFRICA	10-4	
54	16:30	Hippos Arena	A	ARGENTINA	NEW ZEALAND	6-4	
55	19:30	Svoboda Ballpark	B	NETHERLANDS	AUSTRALIA	3-7	5
56	19:30	Hippos Arena	A	CUBA	CZECH REPUBLIC	4-5	

Local time in Czech Republic. / Hora local en la República Checa.





## GAME SUMMARY - RESULTADO DEL JUEGO 01



# NEW ZEALAND - CZECH REPUBLIC



Jun 13, 2019 at Prague (CZE) (Svoboda Ballpark)

-----  
New Zealand.....020 103 3 - 9 10 0  
Czech Republic.....000 000 0 - 0 3 2  
-----

### New Zealand 9

PLAYER	AB	R	H	BI	2B	3B	HR	BB	SB	CS	HP	SH	SF	SO	IBB	KL	GDP	PO	A	E
ENOKA Benjamin Richa cf	5	1	2	2	0	0	1	0	0	0	0	0	0	0	0	0	0	0	0	0
EVANS Joel James 2b	3	0	0	0	0	0	0	0	0	0	0	0	0	2	0	1	0	1	1	0
WATT Jackson Rowland ph	0	0	0	0	0	0	0	1	0	1	0	0	0	0	0	0	0	0	0	0
NUKUNUKU Nathan Walt 1b	3	0	1	0	0	0	0	0	0	0	0	0	0	0	0	0	0	4	0	0
LAULU Wayne ph	1	1	1	0	0	0	0	0	0	0	0	0	0	0	0	0	0	0	0	0
RAEMAKI Jerome Devon dp	3	1	1	0	0	0	0	1	0	0	0	0	0	0	0	0	0	0	0	0
ENOKA Thomas David lf	3	1	1	0	0	1	0	0	0	0	0	0	0	0	0	0	0	0	0	0
HARBROW Joshua Georg ph	1	1	1	0	0	0	0	0	0	0	0	0	0	0	0	0	0	0	0	0
EVANS Cole Stuart ss	2	2	0	0	0	0	0	1	0	0	0	0	0	1	0	0	0	0	2	0
ENOKA Campbell Dunca ph	0	0	0	1	0	0	0	1	0	0	0	0	0	0	0	0	0	0	0	0
MAKEA Reilly Jazz Ar rf	1	1	0	0	0	0	0	0	0	0	1	1	0	0	0	0	0	0	0	0
COMPAIN Kallan Hugh ph	1	0	0	0	0	0	0	0	0	0	0	0	0	1	0	0	0	0	0	0
VAN LIESHOUT Zane An c	3	1	2	3	0	1	0	0	0	0	1	0	0	1	0	0	0	16	0	0
BARTORILLO Tyron Jai 3b	3	0	1	2	0	0	0	0	0	0	0	0	1	0	0	0	0	0	0	0
HAYES Nikki Jasper p	0	0	0	0	0	0	0	0	0	0	0	0	0	0	0	0	0	0	0	0
Totals	29	9	10	8	0	2	1	4	0	1	2	1	1	5	0	1	0	21	3	0

### Czech Republic 0

PLAYER	AB	R	H	BI	2B	3B	HR	BB	SB	CS	HP	SH	SF	SO	IBB	KL	GDP	PO	A	E
SVOBODA Vaclav dp	2	0	1	0	1	0	0	2	0	0	0	0	0	1	0	0	0	0	0	0
KOLKUS Patrik 2b	2	0	0	0	0	0	0	1	0	0	0	0	0	2	0	0	0	1	5	1
MERTL David c	3	0	0	0	0	0	0	0	0	0	0	0	0	2	0	1	0	7	1	0
KLAS Mikulas 1b	3	0	1	0	0	0	0	0	0	0	0	0	0	1	0	0	0	10	1	1
MALY Marek rf	3	0	1	0	0	0	0	0	0	0	0	0	0	1	0	1	0	0	0	0
KOPEŠNY Patrik cf	2	0	0	0	0	0	0	0	1	0	1	0	0	2	0	0	0	1	0	0
KOLSCH Michal lf	3	0	0	0	0	0	0	0	0	0	0	0	0	1	0	0	0	0	1	0
PETR Tomas ss	3	0	0	0	0	0	0	0	0	0	0	0	0	2	0	2	0	2	4	0
NEZBEDA JiSi 3b	3	0	0	0	0	0	0	0	0	0	0	0	0	3	0	0	0	0	3	0
HOLOBRADEK Michal p	0	0	0	0	0	0	0	0	0	0	0	0	0	0	0	0	0	0	0	0
JOSKA Marek p	0	0	0	0	0	0	0	0	0	0	0	0	0	0	0	0	0	0	1	0
BRENIK Jaroslav p	0	0	0	0	0	0	0	0	0	0	0	0	0	0	0	0	0	0	0	0
Totals	24	0	3	0	1	0	0	3	1	0	1	0	0	15	0	4	0	21	16	2

New Zealand	IP	H	R	ER	BB	SO	WP	HP	IP	IBB	SH	SF	2B	3B	HR	AB	BF	FO	GO	NP
HAYES Nikki Jasper W,1-0	7.0	3	0	0	3	15	1	1	0	0	0	0	1	0	0	24	28	2	4	127

Czech Republic	IP	H	R	ER	BB	SO	WP	HP	IP	IBB	SH	SF	2B	3B	HR	AB	BF	FO	GO	NP
HOLOBRADEK Michal L,0-1	4.0	4	3	2	1	4	0	1	0	0	1	0	0	2	0	16	19	1	7	65
JOSKA Marek	2.0	4	5	2	2	0	0	0	0	0	0	1	0	0	1	9	12	1	4	45
BRENIK Jaroslav	1.0	2	1	1	1	1	0	1	0	0	0	0	0	0	0	4	6	0	1	16

Umpires: HP-GALLANT Andrew (CAN), 1B-ARTEAGA Juan (COL),  
2B-MCCAULEY Damien (AUS), 3B-KUSAMOTO Mitsunori (JPN)  
TC: PEREZ Roberto (CAN), JENNINGS Michael (GBR)  
Scorers: SANTOS Susana (ESP), RICHTEROVÁ Lenka (CZE), PIERI Stefano (ITA)  
Start: 19:30 Time: 2:20 Attendance: 1755 Weather: Sunny, 28°C



## GAME SUMMARY - RESULTADO DEL JUEGO 02



# SOUTH AFRICA - VENEZUELA



Jun 14, 2019 at Prague (CZE) (Svoboda Ballpark)

```
-----
South Africa.....000 000 0 - 0 3 1
Venezuela.....001 000 X - 1 4 1
-----
```

### South Africa 0

PLAYER	AB	R	H	BI	2B	3B	HR	BB	SB	CS	HP	SH	SF	SO	IBB	KL	GDP	PO	A	E
PHALADI Phomolo Mats 1b	3	0	1	0	0	0	0	0	0	0	0	0	0	2	0	1	0	6	0	0
JACOBS Luke Jonathan lf	2	0	0	0	0	0	0	0	0	0	0	0	0	2	0	1	0	1	0	1
THOMASON William Edw lf	1	0	0	0	0	0	0	0	0	0	0	0	0	1	0	1	0	0	0	0
THUPUDI Mogau Macmil dp	3	0	0	0	0	0	0	0	0	0	0	0	0	0	0	0	0	0	0	0
FROST Javier Dalian ss	3	0	2	0	1	0	0	0	0	0	0	0	0	0	0	0	0	0	2	0
DE LANGE Cornelius F cf	2	0	0	0	0	0	0	1	0	0	0	0	0	0	0	0	0	2	0	0
BANN Christopher Rya 2b	1	0	0	0	0	0	0	1	0	0	0	1	0	1	0	0	0	0	0	0
MOETI Kagiso 3b	3	0	0	0	0	0	0	0	0	0	0	0	0	0	0	0	0	1	0	0
MOLOKOANE Sehlabi Ca rf	3	0	0	0	0	0	0	0	0	0	0	0	0	1	0	1	0	0	0	0
HLANGA Matsobane Geo c	1	0	0	0	0	0	0	0	0	0	0	0	0	0	0	0	0	8	2	0
CHEPAPE Isaiah Manko ph	1	0	0	0	0	0	0	0	0	0	0	0	0	1	0	0	0	0	0	0
KEKANA Tidima Barnat p	0	0	0	0	0	0	0	0	0	0	0	0	0	0	0	0	0	0	1	0
Totals	23	0	3	0	1	0	0	2	0	0	0	1	0	8	0	4	0	18	5	1

### Venezuela 1

PLAYER	AB	R	H	BI	2B	3B	HR	BB	SB	CS	HP	SH	SF	SO	IBB	KL	GDP	PO	A	E
QUERALES CORONEL Her lf	3	1	2	0	0	0	0	0	0	0	0	0	0	0	0	0	0	0	0	0
OJEDA CORDERO Carlos cf	3	0	0	0	0	0	0	0	0	0	0	0	0	2	0	0	0	0	0	0
FLORES SANCHEZ Rafea c	2	0	0	0	0	0	0	1	0	0	0	0	0	1	0	0	0	8	2	0
PINTO ORLANDO Luiger dp	3	0	1	0	0	0	0	0	0	0	0	0	0	2	0	0	0	0	0	0
LIMA MENDOZA Jorge L 2b	2	0	0	0	0	0	0	1	0	0	0	0	0	2	0	0	0	3	1	0
CARRENO MENESES Carl 3b	2	0	0	0	0	0	0	0	0	0	0	0	0	1	0	0	0	0	1	0
SOLOZANO ZAMBRANO J ss	1	0	0	0	0	0	0	0	0	0	0	0	0	0	0	0	0	1	1	0
ZAMBRANO STORMES Joh 1b	2	0	0	0	0	0	0	0	0	0	0	0	0	1	0	0	0	8	0	0
SEQUERA RAMOS Rogeli ss/3b	2	0	0	0	0	0	0	0	0	0	0	0	0	1	0	1	0	1	4	1
CONTRERAS JIMENEZ Ma rf	2	0	1	0	0	0	0	0	0	0	0	0	0	0	0	0	0	0	0	0
URBANEJA Erick Jose p	0	0	0	0	0	0	0	0	0	0	0	0	0	0	0	0	0	0	0	0
Totals	22	1	4	0	0	0	0	2	0	0	0	0	0	10	0	1	0	21	9	1

South Africa	IP	H	R	ER	BB	SO	WP	HP	IP	IBB	SH	SF	2B	3B	HR	AB	BF	FO	GO	NP
KEKANA Tidima Barnat L,0-1	6.0	4	1	1	2	10	4	0	0	0	0	0	0	0	0	22	24	5	3	101
Venezuela	IP	H	R	ER	BB	SO	WP	HP	IP	IBB	SH	SF	2B	3B	HR	AB	BF	FO	GO	NP
URBANEJA Erick Jose W,1-0	7.0	3	0	0	2	8	0	0	0	0	1	0	1	0	0	23	26	3	9	88

Umpires: HP-DOSTAL Jiri (CZE), 1B-SELDEN David (USA),  
2B-SALAZAR Eliazim (MEX), 3B-GARCIA CUE Maykel (CUB)  
TC: SANNA Giovanni (ITA), GUTIERREZ Ray (USA)  
Scorers: ALMARAZ Gabriel (MEX), RICHTEROVÁ Lenka (CZE), STOOVELAAR Marco (NED)  
Start: 10:30 Time: 1:35 Attendance: 200 Weather: Sunny, 24°C



## GAME SUMMARY - RESULTADO DEL JUEGO 03



# DENMARK - CANADA



Jun 14, 2019 at Prague (CZE) (Svoboda Ballpark)

Denmark.....000 00 - 0 3 0  
Canada.....204 01 - 7 8 0

### Denmark 0

PLAYER	AB	R	H	BI	2B	3B	HR	BB	SB	CS	HP	SH	SF	SO	IBB	KL	GDP	PO	A	E
TERKELSEN Jens Valde p/lf	2	0	0	0	0	0	0	1	0	0	0	0	0	1	0	0	0	0	0	0
BROWN Anton Schioetz rf/c	1	0	0	0	0	0	0	2	0	0	0	0	0	0	0	0	0	1	0	0
TERKELSEN Frederik F lb	2	0	1	0	0	0	0	1	0	0	0	0	0	1	0	0	0	6	0	0
ANDERSEN Oscar Trøjg pr	0	0	0	0	0	0	0	0	0	0	0	0	0	0	0	0	0	0	0	0
JULENON Daniel Jean dp	2	0	0	0	0	0	1	0	0	0	0	0	0	1	0	1	0	0	0	0
SIMONSEN Martin Munk cf	3	0	0	0	0	0	0	0	0	0	0	0	0	3	0	2	0	0	0	0
JøRGENSEN Anders Mun c	2	0	1	0	0	0	0	0	0	0	0	0	0	1	0	1	0	3	0	0
LARSEN Anton Schulze pr	0	0	0	0	0	0	0	0	0	0	0	0	0	0	0	0	0	0	0	0
ANDERSEN Mikkel Pens rf	0	0	0	0	0	0	0	0	0	0	0	0	0	0	0	0	0	0	0	0
SVANE Anders Bendix 3b/2b	1	0	1	0	0	0	0	0	0	0	0	1	0	0	0	0	0	1	0	0
ISASI Alejandro Wong lf/3b	2	0	0	0	0	0	0	0	0	0	0	0	0	2	0	0	0	0	1	0
MILNE Duncan Svane ss	2	0	0	0	0	0	0	0	0	0	0	0	0	0	0	0	0	0	1	0
BERGER Jacob 2b	0	0	0	0	0	0	0	0	0	0	0	0	0	0	0	0	0	1	1	0
LOHMANN Lukas Nibe p	0	0	0	0	0	0	0	0	0	0	0	0	0	0	0	0	0	0	0	0
Totals	17	0	3	0	0	0	0	5	0	0	0	1	0	9	0	4	0	12	3	0

### Canada 7

PLAYER	AB	R	H	BI	2B	3B	HR	BB	SB	CS	HP	SH	SF	SO	IBB	KL	GDP	PO	A	E
ROY Mathieu lf	3	2	3	1	1	0	1	0	0	0	0	0	0	0	0	0	0	0	0	0
EZEKIEL Bradley Jose cf	1	1	0	0	0	0	0	2	0	0	0	0	0	0	0	0	0	0	0	0
MAYSON Derek Ross 3b	2	1	1	1	0	0	0	1	0	0	0	0	0	0	0	0	0	0	0	0
MULLALEY Stephen Art 1b	3	2	2	4	0	0	2	0	0	0	0	0	0	0	0	0	0	4	1	0
HILL Jason John dp	2	0	0	0	0	0	0	0	0	0	0	0	0	1	0	0	0	0	0	0
ELLSWORTH Jeffery rf	1	1	1	0	1	0	1	1	0	0	0	0	0	0	0	0	0	1	0	0
BOLAND Shane James ss	2	0	1	1	0	0	0	0	0	0	0	0	0	1	0	0	0	0	2	0
BOLAND Ryan David c	2	0	0	0	0	0	0	0	0	0	0	0	0	0	0	0	0	9	0	0
WALUSHKA Kristopher 2b	2	0	0	0	0	0	0	0	0	0	0	0	0	1	0	1	0	1	1	0
CLEARY Sean p	0	0	0	0	0	0	0	0	0	0	0	0	0	0	0	0	0	0	1	0
LIEPH Scott Alexande p	0	0	0	0	0	0	0	0	0	0	0	0	0	0	0	0	0	0	0	0
Totals	18	7	8	7	1	1	3	4	1	0	0	0	0	3	0	1	0	15	5	0

Denmark	IP	H	R	ER	BB	SO	WP	HP	IP	IBB	SH	SF	2B	3B	HR	AB	BF	FO	GO	NP
TERKELSEN Jens Valde L,0-1	2.2	6	6	6	3	3	1	0	0	0	0	0	1	2	13	16	2	2	77	
LOHMANN Lukas Nibe	1.1	2	1	1	1	0	0	0	0	0	0	0	1	0	1	5	6	2	1	20
Canada	IP	H	R	ER	BB	SO	WP	HP	IP	IBB	SH	SF	2B	3B	HR	AB	BF	FO	GO	NP
CLEARY Sean W,1-0	4.0	3	0	0	2	7	1	0	0	0	1	0	0	0	0	14	17	1	4	77
LIEPH Scott Alexande	1.0	0	0	0	3	2	0	0	0	0	0	0	0	0	0	3	6	0	1	25

Umpires: HP-RINDFLEISH Scott (AUS), 1B-PORTEOUS Mark (NZL),  
2B-CARBALLO Enrique (CUB), 3B-LOHNERT Thomas (GER)  
TC: ISBOUTS Woutrinus (NED), SANNA Giovanni (ITA)  
Scorers: STOOVELAAR Marco (NED), RICHTEROVÁ Lenka (CZE), ALMARAZ Gabriel (MEX)  
Start: 13:30 Time: 1:39 Attendance: 200 Weather: Sunny, 28°C



## GAME SUMMARY - RESULTADO DEL JUEGO 04



# PHILIPPINES - CUBA



Jun 14, 2019 at Havlíčkův Brod (CZE) (Hippos Arena)

Philippines.....001 10 - 2 5 1  
Cuba.....031 7X - 11 11 0

### Philippines 2

PLAYER	AB	R	H	BI	2B	3B	HR	BB	SB	CS	HP	SH	SF	SO	IBB	KL	GDP	PO	A	E
BATHAN Denmark cf	3	1	1	0	0	0	0	0	1	0	0	0	0	0	0	0	0	0	0	0
BACARISAS Jerome ss	2	0	2	1	0	0	0	1	0	1	0	0	0	0	0	0	0	2	3	1
ABELLO Isidro dp	2	0	0	0	0	0	0	0	0	0	0	0	0	0	0	0	0	0	0	0
BINARAO Ernesto lb	2	1	1	1	0	0	1	0	0	0	0	0	0	1	0	0	0	7	0	0
DEL SOCORRO Edmer c	2	0	1	0	1	0	0	1	0	0	0	0	0	0	0	0	0	1	0	0
PAGKALIWAGAN Michael 3b	2	0	0	0	0	0	0	0	0	0	0	0	0	1	0	0	0	0	1	0
DE LEON Christian Pa lf	2	0	0	0	0	0	0	0	0	0	0	0	0	1	0	0	0	1	0	0
MARAVILLES Ben 2b	2	0	0	0	0	0	0	0	0	0	0	0	0	0	0	0	0	0	3	0
OMANDAC Saxon rf	1	0	0	0	0	0	0	0	0	0	0	0	0	0	0	0	0	1	0	0
RIPARIP Gino ph	1	0	0	0	0	0	0	0	0	0	0	0	0	1	0	1	0	0	0	0
BARREDO Leo p	0	0	0	0	0	0	0	0	0	0	0	0	0	0	0	0	0	0	0	0
PAGKALIWAGAN Marlon p	0	0	0	0	0	0	0	0	0	0	0	0	0	0	0	0	0	0	0	0
PARCO Reagan p	0	0	0	0	0	0	0	0	0	0	0	0	0	0	0	0	0	0	0	0
Totals	19	2	5	2	1	0	1	1	2	1	0	0	0	4	0	1	0	12	7	1

### Cuba 11

PLAYER	AB	R	H	BI	2B	3B	HR	BB	SB	CS	HP	SH	SF	SO	IBB	KL	GDP	PO	A	E
RODRIGUEZ ROSALES Ju cf	3	1	1	2	0	0	0	0	0	0	0	0	0	0	0	0	0	0	0	0
RODRIGUEZ CASTELLANO lf	3	2	2	1	0	1	0	0	0	0	0	0	0	0	0	0	0	0	0	0
RODRIGUEZ VINENT Yes 2b	2	0	2	2	0	0	0	0	0	0	0	0	1	0	0	0	0	2	3	0
LAMOTE PRADES Reynal rf	3	1	0	0	0	0	0	0	0	0	0	0	0	0	0	0	0	0	0	0
VERA MESA Reinier c	3	2	2	2	0	0	1	0	0	0	0	0	0	0	0	0	0	3	2	0
RIOS FABARS Juan Yas lb	3	0	1	0	0	0	0	0	0	0	0	0	0	0	0	0	0	8	0	0
ROSETE TABRAUE Roger dp	3	1	1	0	0	0	0	0	0	0	0	0	0	1	0	0	0	0	0	0
DOMINGUEZ ROBLES Lui ss	1	2	0	0	0	0	0	1	0	0	0	0	0	0	0	0	0	1	1	0
RAMOS SUAREZ Yurisam 3b	2	2	2	3	1	0	1	0	0	0	0	0	0	0	0	0	0	1	1	0
HERNANDEZ MORENO Alb p	0	0	0	0	0	0	0	0	0	0	0	0	0	0	0	0	0	0	2	0
ROMAN GONZALEZ Alain p	0	0	0	0	0	0	0	0	0	0	0	0	0	0	0	0	0	0	0	0
Totals	23	11	11	10	1	1	2	1	0	0	0	0	1	1	0	0	0	15	9	0

Philippines	IP	H	R	ER	BB	SO	WP	HP	IP	IBB	SH	SF	2B	3B	HR	AB	BF	FO	GO	NP
BARREDO Leo L,0-1	2.0	3	3	1	0	1	2	0	0	0	0	0	0	0	1	10	10	1	4	41
PAGKALIWAGAN Marlon	1.1	3	4	4	1	0	2	0	0	0	0	1	1	0	0	6	8	1	3	21
PARCO Reagan	0.2	5	4	4	0	0	0	0	0	0	0	0	0	1	1	7	7	0	2	16
Cuba	IP	H	R	ER	BB	SO	WP	HP	IP	IBB	SH	SF	2B	3B	HR	AB	BF	FO	GO	NP
HERNANDEZ MORENO Alb W,1-0	4.0	5	2	2	0	3	0	0	0	0	0	0	1	0	1	17	17	2	7	60
ROMAN GONZALEZ Alain	1.0	0	0	0	1	1	0	0	0	0	0	0	0	0	0	2	3	1	0	20

Umpires: HP-MATABOGE Abel (BOT), 1B-JAKOBSEN Jens (DEN),  
2B-HAND Jonathan (USA), 3B-TOVAR Manuel (VEN)  
TC: PEREZ Roberto (CAN), CASTRO Lis (DEN)  
Scorers: PIERI Stefano (ITA), GOLÁN Radek (CZE), CRAIG Greta (USA)  
Start: 13:29 Time: 1:22 Attendance: 44 Weather: Partly cloudy, 27°C



## GAME SUMMARY - RESULTADO DEL JUEGO 05



# SINGAPORE - AUSTRALIA



Jun 14, 2019 at Prague (CZE) (Svoboda Ballpark)

-----  
Singapore.....000 0 - 0 2 0  
Australia.....340 3 - 10 8 0  
-----

### Singapore 0

PLAYER	AB	R	H	BI	2B	3B	HR	BB	SB	CS	HP	SH	SF	SO	IBB	KL	GDP	PO	A	E
TAM Joshua Jun Wen, 3b	1	0	0	0	0	0	0	1	0	0	0	0	0	0	0	0	0	0	1	0
MOHAMMAD NOORHAM Moh 2b	2	0	0	0	0	0	0	0	0	0	0	0	0	1	0	0	0	0	0	0
SEAH Schuyler Jia Le rf	2	0	1	0	0	0	0	0	0	1	0	0	0	1	0	0	0	0	0	0
AMIRUDIN Muhammad Fa dp	2	0	0	0	0	0	0	0	0	0	0	0	0	2	0	1	0	0	0	0
CHEW Marcus Shi Phng lf	2	0	0	0	0	0	0	0	0	0	0	0	0	2	0	0	0	1	0	0
NG Ee Han, Ivan c	1	0	0	0	0	0	0	0	0	0	0	0	0	1	0	0	0	3	0	0
HAN YuChou, Dominic cf	1	0	1	0	0	0	0	0	1	0	0	0	0	0	0	0	0	0	0	0
LOW Zu Ray lb	1	0	0	0	0	0	0	0	0	0	0	0	0	1	0	1	0	6	0	0
CHIA Audric Shaw Han ss	1	0	0	0	0	0	0	0	0	0	0	0	0	1	0	0	0	0	4	0
TAN Jun Kai, Watson p	0	0	0	0	0	0	0	0	0	0	0	0	0	0	0	0	0	0	0	0
ONG Jun Heng Aloysiu p	0	0	0	0	0	0	0	0	0	0	0	0	0	0	0	0	0	0	0	0
Totals	13	0	2	0	0	0	0	1	1	1	0	0	0	9	0	2	0	10	5	0

### Australia 10

PLAYER	AB	R	H	BI	2B	3B	HR	BB	SB	CS	HP	SH	SF	SO	IBB	KL	GDP	PO	A	E
MATHEWS Hayden Andre lf	2	1	1	1	0	0	1	0	0	0	0	0	0	0	0	0	0	0	0	0
SINCLAIR Ryan Walter lf	0	0	0	0	0	0	0	1	0	0	0	0	0	0	0	0	0	0	0	0
TODHUNTER James Came 3b/lb	3	0	0	0	0	0	0	0	0	0	0	0	0	1	0	1	0	2	0	0
SHAILES Nicholas Pau ss	0	2	0	0	0	0	0	2	0	0	0	0	0	0	0	0	0	0	0	0
PURCELL James Daniel 3b	1	0	0	0	0	0	0	0	0	0	0	0	0	0	0	0	0	1	0	0
KIRKPATRICK Andrew T dp	2	2	2	3	0	1	1	0	0	0	0	0	0	0	0	0	0	0	0	0
BEASHEL Callum Paul rf	1	1	1	0	0	0	0	0	0	0	0	0	0	0	0	0	0	0	0	0
O'BYRNE Brendon Thom 2b	2	3	1	1	0	0	0	1	1	0	0	0	0	0	0	0	0	0	0	0
WHITE Joshua Xavier lb	1	0	1	1	0	0	0	1	0	0	0	0	0	0	0	0	0	0	0	0
WRIGHT Jett Kelsay 3b/ss	1	1	1	3	0	0	1	0	0	0	0	0	0	0	0	0	0	0	1	0
O'LEARY Liam Haukana rf/dp	1	0	0	0	0	0	0	1	0	0	0	0	0	1	0	0	0	0	0	0
MCGOVERN Joshua Fran c	2	0	0	0	0	0	0	0	0	0	0	0	0	0	0	0	0	9	1	0
PATTERSON Scott Anto cf	2	0	1	0	0	0	0	0	0	0	0	0	0	1	0	1	0	0	0	0
REID Layton James p	0	0	0	0	0	0	0	0	0	0	0	0	0	0	0	0	0	0	1	0
PETERS Harrison Lind p	0	0	0	0	0	0	0	0	0	0	0	0	0	0	0	0	0	0	0	0
Totals	18	10	8	9	0	1	3	6	1	0	0	0	0	3	0	2	0	12	3	0

Singapore	IP	H	R	ER	BB	SO	WP	HP	IP	IBB	SH	SF	2B	3B	HR	AB	BF	FO	GO	NP
TAN Jun Kai, Watson L,0-1	1.1	4	4	4	3	1	1	0	0	0	0	0	0	0	2	7	10	0	2	35
ONG Jun Heng Aloysiu	2.0	4	6	6	3	2	3	0	0	0	0	0	1	1	11	14	1	4	53	

Australia	IP	H	R	ER	BB	SO	WP	HP	IP	IBB	SH	SF	2B	3B	HR	AB	BF	FO	GO	NP
REID Layton James W,1-0	3.0	1	0	0	1	7	0	0	0	0	0	0	0	0	0	10	11	0	2	44
PETERS Harrison Lind	1.0	1	0	0	0	2	1	0	0	0	0	0	0	0	0	3	3	0	0	15

Umpires: HP-HORA Jan (CZE), 1B-GARCIA CUE Maykel (CUB),  
2B-SELDEN David (USA), 3B-SALAZAR Eliazim (MEX)

TC: ISBOUITS Woutrinus (NED), GUTIERREZ Ray (USA)

Scorers: WINKLER Stephanie (GER), ALMARAZ Gabriel (MEX), SANTOS Susana (ESP)

Start: 16:30 Time: 1:05 Attendance: 200 Weather: Sunny, 30°C



## GAME SUMMARY - RESULTADO DEL JUEGO 06



# ARGENTINA - BOTSWANA



Jun 14, 2019 at Havlíčkův Brod (CZE) (Hippas Arena)

```
-----
Argentina.....212 300 - 8 8 0
Botswana.....000 000 - 0 1 3
-----
```

### Argentina 8

PLAYER	AB	R	H	BI	2B	3B	HR	BB	SB	CS	HP	SH	SF	SO	IBB	KL	GDP	PO	A	E
MIGLIAVACCA SKLADNY 1b	2	0	0	0	0	0	0	0	0	0	0	0	0	1	0	0	0	2	0	0
GODOY Manuel Ignacio lf	1	1	1	1	0	0	0	0	1	0	0	0	0	0	0	0	0	3	0	0
MALARCZUK Juan Ladis 2b	2	0	0	0	0	0	0	0	0	0	0	0	0	2	0	0	0	1	2	0
ZARA Juan Cruz ph	1	0	1	1	0	0	0	0	0	0	0	0	0	0	0	0	0	0	0	0
PEKER Alan Javier cf	1	2	1	1	0	0	0	1	2	0	0	0	1	0	0	0	0	0	0	0
MOTRONI Bruno c	3	1	1	0	0	0	0	0	2	0	0	0	0	1	0	1	0	6	2	0
CARRIL Santiago Nico rf	3	1	1	0	1	0	0	0	0	0	0	0	0	0	0	0	1	0	0	0
MONTERO Mariano Albe lf	2	1	2	1	0	0	0	1	0	0	0	0	0	0	0	0	0	0	0	0
OLHEISER Federico 1b	1	0	0	0	0	0	0	0	0	0	0	0	0	0	0	0	0	2	0	0
EDER Federico Alejan 2b	3	0	0	0	0	0	0	0	0	0	0	0	0	1	0	0	0	0	0	0
OJEDA Gonzalo August ss	1	0	0	0	0	0	0	1	0	0	0	0	0	0	0	0	0	0	0	0
SCIALACOMO Gian Marc pr/ss	1	1	1	0	0	0	0	2	0	0	0	0	0	0	0	0	0	0	0	0
08.2 Player	0	0	0	0	0	0	0	0	0	0	0	0	0	0	0	0	0	0	0	0
08.3 Player ph	0	0	0	0	0	0	0	0	0	0	0	0	0	0	0	0	0	0	0	0
GODOY Gustavo Oscar 3b	0	1	0	1	0	0	0	1	0	0	0	0	1	0	0	0	0	0	3	0
MATA CARABAJAL Huemu 3b	1	0	0	0	0	0	0	0	0	0	0	0	0	0	0	0	0	0	0	0
POTOLICCHIO Juan Ado p	0	0	0	0	0	0	0	0	0	0	0	0	0	0	0	0	0	1	0	0
MIGLIAVACCA SKLADNY p	0	0	0	0	0	0	0	0	0	0	0	0	0	0	0	0	0	0	0	0
Totals	22	8	8	5	1	0	0	3	8	0	0	0	2	5	0	1	1	15	7	0

### Botswana 0

PLAYER	AB	R	H	BI	2B	3B	HR	BB	SB	CS	HP	SH	SF	SO	IBB	KL	GDP	PO	A	E
SIMWANZA Eric cf/3b	1	0	0	0	0	0	0	1	0	0	0	0	0	0	0	0	0	1	2	1
MANAKA Jurry ss/cf	2	0	0	0	0	0	0	0	0	0	0	0	0	2	0	1	0	0	0	0
GUDU Unaswi Pako c/cf	2	0	0	0	0	0	0	0	0	0	0	0	0	1	0	0	0	5	0	1
KETSHOGILE Ofentse ss	0	0	0	0	0	0	0	0	0	0	0	0	0	0	0	0	0	0	1	1
DHLODHLO Thabo lf	2	0	0	0	0	0	0	0	0	0	0	0	0	1	0	1	0	1	0	0
MAZULUGWA Tiro 1b	1	0	0	0	0	0	0	1	0	0	0	0	0	1	0	0	0	5	0	0
MOALOSI Morulaganyi 3b/c	2	0	0	0	0	0	0	0	0	0	0	0	0	2	0	1	0	1	1	0
TSHELAMETSE Romeo dp/p	2	0	0	0	0	0	0	0	0	0	0	0	0	0	0	0	0	0	0	0
DITIRO Tshepho rf	1	0	1	0	0	0	0	0	0	0	0	0	0	0	0	0	0	0	0	0
DEKOKER Brian Thaban 2b	1	0	0	0	0	0	0	0	0	0	0	0	0	0	0	0	0	2	2	0
MOGALE Kagiso Johann p	0	0	0	0	0	0	0	0	0	0	0	0	0	0	0	0	0	0	0	0
MADZULUGWA Pamidzani p	0	0	0	0	0	0	0	0	0	0	0	0	0	0	0	0	0	0	0	0
Totals	14	0	1	0	0	0	0	2	0	0	0	0	0	7	0	3	0	15	6	3

Argentina	IP	H	R	ER	BB	SO	WP	HP	IP	IBB	SH	SF	2B	3B	HR	AB	BF	FO	GO	NP
POTOLICCHIO Juan Ado W,1-0	4.0	1	0	0	2	5	0	0	0	0	0	0	0	0	0	11	13	2	3	59
MIGLIAVACCA SKLADNY	1.0	0	0	0	0	2	0	0	0	0	0	0	0	0	0	3	3	0	1	14
Botswana	IP	H	R	ER	BB	SO	WP	HP	IP	IBB	SH	SF	2B	3B	HR	AB	BF	FO	GO	NP
MOGALE Kagiso Johann L,0-1	3.0	4	5	3	2	4	2	0	0	0	0	1	1	0	0	13	16	1	4	74
MADZULUGWA Pamidzani	1.0	4	3	3	1	0	1	0	0	0	0	1	0	0	0	6	8	1	1	23
TSHELAMETSE Romeo	1.0	0	0	0	0	1	1	0	0	0	0	0	0	0	0	3	3	0	2	8

Umpires: HP-POHL Gregory John (USA), 1B-MCCAULEY Damien (AUS),  
2B-KUSAMOTO Mitsunori (JPN), 3B-ARTEAGA Juan (COL)  
TC: JENNINGS Michael (GBR), VAN OS Brian (CAN)  
Scorers: SLINGER Stefan (NED), HÍRES Tomás (CZE), CRAIG Michael (USA)  
Start: 16:29 Time: 1:34 Attendance: 100 Weather: Mostly sunny, 29°C



## GAME SUMMARY - RESULTADO DEL JUEGO 07



# NETHERLANDS - USA



Jun 14, 2019 at Prague (CZE) (Svoboda Ballpark)

-----  
Netherlands.....110 100 0 - 3 6 0  
United States.....004 001 X - 5 6 1  
-----

### Netherlands 3

PLAYER	AB	R	H	BI	2B	3B	HR	BB	SB	CS	HP	SH	SF	SO	IBB	KL	GDP	PO	A	E
DELFINA Jefferson Pr rf	4	1	1	0	0	0	0	0	0	0	0	0	0	2	0	0	0	0	0	0
POLONIUS Glennsig Ro 2b	4	0	0	0	0	0	0	0	0	0	0	0	0	3	0	1	0	3	1	0
DIJKHOFF Eldrick Gab ss	3	0	1	1	0	1	0	0	0	0	0	0	0	1	0	1	0	0	3	0
JAVIER Enrique Dejes c/lb	3	0	1	0	0	0	0	0	0	0	0	0	0	0	0	0	0	10	0	0
LOURENS Emeron Eldon 3b	3	1	0	0	0	0	0	0	0	0	0	0	0	1	0	0	0	1	6	0
BROOKS Revin Vincent dp	2	1	1	0	0	0	0	0	0	0	0	1	0	0	1	0	0	0	0	0
BEAUMONT Anthony Car lb/c	3	0	2	1	0	0	0	0	0	0	0	0	0	0	0	0	0	2	0	0
JONES Nigel Quintin pr	0	0	0	0	0	0	0	0	0	0	0	0	0	0	0	0	0	0	0	0
RAAP Idelgardo Olivo lf	2	0	0	0	0	0	0	0	0	0	0	1	0	2	0	0	0	0	0	0
ROMBLEY Danny Regina cf	2	0	0	0	0	0	0	0	0	0	0	0	0	2	0	0	0	2	0	0
DIX Ronald ph	1	0	0	0	0	0	0	0	0	0	0	0	0	1	0	0	0	0	0	0
MULDER Jeroen p	0	0	0	0	0	0	0	0	0	0	0	0	0	0	0	0	0	0	0	0
VISSER Jeffry p	0	0	0	0	0	0	0	0	0	0	0	0	0	0	0	0	0	0	0	0
Totals	27	3	6	2	0	1	0	0	0	0	1	1	0	13	0	2	0	18	10	0

### United States 5

PLAYER	AB	R	H	BI	2B	3B	HR	BB	SB	CS	HP	SH	SF	SO	IBB	KL	GDP	PO	A	E
LYNCH Jonathan Micha lf	2	0	1	1	0	1	0	2	0	0	0	0	0	0	0	0	0	0	0	0
SCHILLER Cameron Joh ss	4	1	1	1	0	0	0	0	0	0	0	0	0	0	0	0	0	0	1	0
OCHOA Erick lb	3	1	1	2	1	0	0	0	0	0	0	0	0	1	0	0	0	4	0	0
DUDLEY Tyler Isaiah 2b	2	0	0	0	0	0	0	0	0	0	1	0	0	0	0	0	0	2	1	1
CHRISTIANSEN Jenner 2b	0	0	0	0	0	0	0	0	0	0	0	0	0	0	0	0	0	0	0	0
RATLIFF Matthew Aaro dp	3	0	1	1	0	0	0	0	0	0	0	0	0	0	0	0	0	0	0	0
NOWACZYK Jeffrey Jam 3b	3	0	0	0	0	0	0	0	0	0	0	0	0	0	0	0	0	2	3	0
MULLINS Nicholas Rya c	2	0	0	0	0	0	0	1	0	0	0	0	0	0	0	0	0	13	0	0
SAENZ Gilbert Lee cf	1	1	0	0	0	0	0	1	0	0	0	1	0	1	0	0	0	0	0	0
DAVIS JR Yusef Latee rf	3	2	2	0	0	0	0	0	1	0	0	0	0	0	0	0	0	0	0	0
MANCHA Antonio Lopez p	0	0	0	0	0	0	0	0	0	0	0	0	0	0	0	0	0	0	0	0
Totals	23	5	6	5	1	1	0	4	1	0	1	1	0	2	0	0	0	21	5	1

Netherlands	IP	H	R	ER	BB	SO	WP	HP	IP	IBB	SH	SF	2B	3B	HR	AB	BF	FO	GO	NP
MULDER Jeroen L,0-1	2.1	3	4	4	2	0	1	0	0	0	0	0	1	0	0	10	12	4	3	45
VISSER Jeffry	3.2	3	1	1	2	2	0	1	0	0	1	0	0	1	0	13	17	2	7	64

United States	IP	H	R	ER	BB	SO	WP	HP	IP	IBB	SH	SF	2B	3B	HR	AB	BF	FO	GO	NP
MANCHA Antonio Lopez W,1-0	7.0	6	3	2	0	13	2	1	0	0	1	0	0	1	0	27	29	3	5	109

Umpires: HP-KAIARUNA Anthony (NZL), 1B-CARBALLO Enrique (CUB),  
2B-LOHNERT Thomas (GER), 3B-PORTEOUS Mark (NZL)

TC: GUTIERREZ Ray (USA), SANNA Giovanni (ITA)

Scorers: SANTOS Susana (ESP), RICHTEROVÁ Lenka (CZE), WINKLER Stephanie (GER)

Start: 19:30 Time: 1:45 Attendance: 300 Weather: Partly cloudy, 29°C



## GAME SUMMARY - RESULTADO DEL JUEGO 08



# MEXICO - JAPAN



Jun 14, 2019 at Havlíčkův Brod (CZE) (Hippos Arena)

Mexico.....000 010 0 - 1 3 0  
Japan.....000 110 X - 2 3 0

### Mexico 1

PLAYER	AB	R	H	BI	2B	3B	HR	BB	SB	CS	HP	SH	SF	SO	IBB	KL	GDP	PO	A	E
VILLALVAZO PENA Lenn 3b	3	0	1	0	0	0	0	0	0	0	0	0	0	2	0	1	0	1	0	0
CARDONA BUSTAMANTE J ss	3	0	0	0	0	0	0	0	0	0	0	0	0	2	0	1	0	1	4	0
SALGADO CARRILLO Ala lf	3	0	0	0	0	0	0	0	0	0	0	0	0	2	0	0	0	0	0	0
DELGADILLO HERNANDEZ lb	3	0	0	0	0	0	0	0	0	0	0	0	0	2	0	0	0	5	1	0
SANCHEZ LOPEZ Ernest c	3	1	1	0	0	0	0	0	0	0	0	0	0	2	0	0	0	8	0	0
GONZALEZ RUBIO Marco cf	2	0	0	0	0	0	0	0	0	0	0	1	0	0	0	0	0	0	0	0
DURAZO DURAZO Daniel dp	3	0	1	1	0	0	0	0	0	0	0	0	0	1	0	0	0	0	0	0
GARCIA VILLALOBOS Iv pr/dp	0	0	0	0	0	0	0	0	0	0	0	0	0	0	0	0	0	0	0	0
PENA OSUNA Ismael 2b	2	0	0	0	0	0	0	0	0	0	0	0	0	2	0	0	0	3	5	0
OSUNA PERAZA Alan De rf	2	0	0	0	0	0	0	0	0	0	0	0	0	1	0	0	0	0	0	0
MUNOZ LEON Jonathan p	0	0	0	0	0	0	0	0	0	0	0	0	0	0	0	0	0	0	0	0
Totals	24	1	3	1	0	0	0	0	0	0	1	0	0	14	0	2	0	18	10	0

### Japan 2

PLAYER	AB	R	H	BI	2B	3B	HR	BB	SB	CS	HP	SH	SF	SO	IBB	KL	GDP	PO	A	E
KUROIWA Seii cf	3	0	0	0	0	0	0	0	0	0	0	0	0	1	0	0	1	0	0	0
YASUMI Kotaro 2b	1	0	0	0	0	0	0	2	1	0	0	0	0	0	0	0	0	0	0	0
UNE Ryoyu ss	2	0	0	0	0	0	0	1	0	0	0	0	0	1	0	0	0	1	3	0
OISHI Tsukasa c	2	1	1	1	0	0	1	1	0	0	0	0	0	0	0	0	0	14	0	0
URAMOTO Daishi lb	2	0	0	0	0	0	0	1	0	0	0	0	0	1	0	0	0	5	0	0
MORITA Yusuke lf	2	0	0	0	0	0	0	1	1	0	0	0	0	0	0	0	0	1	0	0
IKEDA Hiroto rf	3	0	1	0	0	0	0	0	0	0	0	0	0	2	0	1	0	0	0	0
INOUE Tomonori dp	2	1	1	1	0	0	1	0	0	0	0	0	0	1	0	0	0	0	0	0
TSUTSUI Takuto 3b	1	0	0	0	0	0	0	1	0	0	0	0	0	0	0	0	0	0	0	0
MATSUDA Hikaru p	0	0	0	0	0	0	0	0	0	0	0	0	0	0	0	0	0	0	1	0
IKEDA Hiroki p	0	0	0	0	0	0	0	0	0	0	0	0	0	0	0	0	0	0	0	0
Totals	18	2	3	2	0	0	2	7	2	0	0	0	0	6	0	1	1	21	4	0

Mexico	IP	H	R	ER	BB	SO	WP	HP	IP	IBB	SH	SF	2B	3B	HR	AB	BF	FO	GO	NP
MUNOZ LEON Jonathan L,0-1	6.0	3	2	2	7	6	2	0	2	0	0	0	0	0	2	18	25	1	8	104
Japan	IP	H	R	ER	BB	SO	WP	HP	IP	IBB	SH	SF	2B	3B	HR	AB	BF	FO	GO	NP
MATSUDA Hikaru W,1-0	6.0	2	1	1	0	11	0	1	0	0	0	0	0	0	0	20	21	2	5	82
IKEDA Hiroki	1.0	1	0	0	0	3	0	0	1	0	0	0	0	0	0	4	4	0	0	17

Umpires: HP-GERRIOR Darren (CAN), 1B-HAND Jonathan (USA),  
2B-TOVAR Manuel (VEN), 3B-JAKOBSEN Jens (DEN)  
TC: VAN OS Brian (CAN), JENNINGS Michael (GBR)  
Scorers: CRAIG Michael (USA), HÍRES Tomás (SVK), SLINGER Stefan (NED)  
Start: 19:29 Time: 1:47 Attendance: 170 Weather: Sunny, 27°C





## GAME SUMMARY - RESULTADO DEL JUEGO 09



# BOTSWANA - PHILIPPINES



Jun 15, 2019 at Prague (CZE) (Svoboda Ballpark)

Botswana.....030 000 0 - 3 3 0  
Philippines.....000 000 0 - 0 0 2

### Botswana 3

PLAYER	AB	R	H	BI	2B	3B	HR	BB	SB	CS	HP	SH	SF	SO	IBB	KL	GDP	PO	A	E
SIMWANZA Eric cf	3	0	0	0	0	0	0	0	0	0	1	0	0	2	0	2	0	0	0	0
MANAKA Jurry ss/lf	3	0	1	0	0	0	0	0	0	0	0	0	0	1	0	1	0	1	0	0
RADITHOBANE Thabiso c	2	0	0	0	0	0	0	1	0	0	0	0	0	1	0	1	0	16	0	0
DHLODHLO Thabo lf	2	0	0	0	0	0	0	0	0	0	0	0	0	2	0	0	0	0	0	0
KETSHOGILE Ofentse ph/ss	1	0	0	0	0	0	0	0	0	0	0	0	0	0	0	0	0	0	0	0
MAZULUGWA Tiro lb	3	1	0	0	0	0	0	0	0	0	0	0	0	2	0	1	0	0	1	0
MOALOSI Morulaganyi 3b	3	1	0	0	0	0	0	0	0	0	0	0	0	2	0	1	0	0	0	0
TSHELAMETSE Romeo dp	2	0	1	2	0	1	0	0	0	0	0	0	0	1	0	1	0	0	0	0
MOGALE Kagiso Johann ph/p	1	0	0	0	0	0	0	0	0	0	0	0	0	1	0	1	0	1	0	0
SAMUEL Kunyaiala p	0	0	0	0	0	0	0	0	0	0	0	0	0	0	0	0	0	0	0	0
DITIRO Tshepho rf	1	1	0	0	0	0	0	0	0	0	0	0	0	0	0	0	0	0	0	0
GUDU Unaswi Pako ph/rf	1	0	0	0	0	0	0	1	0	0	0	0	0	1	0	1	0	0	0	0
DEKOKER Brian Thaban 2b	3	0	1	0	1	0	0	0	0	1	0	0	0	2	0	0	0	3	0	0
Totals	25	3	3	2	1	1	0	2	0	1	1	0	0	15	0	9	0	21	1	0

### Philippines 0

PLAYER	AB	R	H	BI	2B	3B	HR	BB	SB	CS	HP	SH	SF	SO	IBB	KL	GDP	PO	A	E
BATHAN Denmark cf	3	0	0	0	0	0	0	0	0	0	0	0	0	3	0	1	0	0	0	0
BACARISAS Jerome ss	2	0	0	0	0	0	0	1	0	0	0	0	0	1	0	0	0	1	1	0
ABELLO Isidro dp	2	0	0	0	0	0	0	1	0	0	0	0	0	1	0	0	0	0	0	0
BINARAO Ernesto lb	3	0	0	0	0	0	0	0	0	0	0	0	0	3	0	3	0	3	0	0
DEL SOCORRO Edmer c	2	0	0	0	0	0	0	0	0	0	0	0	0	2	0	1	0	14	2	0
PAGKALIWAGAN Marlon ph	1	0	0	0	0	0	0	0	0	0	0	0	0	1	0	0	0	0	0	0
PAGKALIWAGAN Michael 3b	2	0	0	0	0	0	0	0	0	0	0	0	0	0	0	0	0	1	3	1
RIPARIP Gerone ph	1	0	0	0	0	0	0	0	0	0	0	0	0	1	0	0	0	0	0	0
DE LEON Christian Pa lf	1	0	0	0	0	0	0	0	0	0	0	0	0	1	0	0	0	0	0	1
DEL SOCORRO Earl Rya ph/lf	1	0	0	0	0	0	0	0	0	0	0	0	0	1	0	0	0	0	0	0
MARAVILLES Ben 2b	2	0	0	0	0	0	0	0	0	0	0	0	0	1	0	1	0	1	0	0
VISAYA Julius Cesar rf	1	0	0	0	0	0	0	1	0	0	0	0	0	1	0	1	0	0	0	0
OMANDAC Saxon rf	0	0	0	0	0	0	0	0	0	0	0	0	0	0	0	0	0	0	0	0
PARCO Reagan p	0	0	0	0	0	0	0	0	0	0	0	0	0	0	0	0	0	0	0	0
BARREDO Leo p	0	0	0	0	0	0	0	0	0	0	0	0	0	0	0	0	0	1	1	0
Totals	21	0	0	0	0	0	0	3	0	0	0	0	0	16	0	7	0	21	7	2

Botswana	IP	H	R	ER	BB	SO	WP	HP	IP	IBB	SH	SF	2B	3B	HR	AB	BF	FO	GO	NP
MOGALE Kagiso Johann W,1-1	5.0	0	0	0	3	10	1	0	0	0	0	0	0	0	0	15	18	3	2	84
SAMUEL Kunyaiala SV,1	2.0	0	0	0	0	6	0	0	0	0	0	0	0	0	0	6	6	0	0	25
Philippines	IP	H	R	ER	BB	SO	WP	HP	IP	IBB	SH	SF	2B	3B	HR	AB	BF	FO	GO	NP
PARCO Reagan L,0-1	1.2	2	3	0	0	2	1	1	0	0	0	0	1	1	0	9	10	1	3	40
BARREDO Leo	5.1	1	0	0	2	13	1	0	0	0	0	0	0	0	0	16	18	0	2	94

Umpires: HP-SELDEN David (USA), 1B-SALAZAR Eliazim (MEX),  
2B-RINDFLEISH Scott (AUS), 3B-POHL Gregory (USA)  
TC: JENNINGS Michael (GBR), CASTRO Liz (DEN)  
Scorers: SANTOS Susana (ESP), SECKÁR Alois (CZE), CRAIG Greta (USA)  
Start: 10:29 Time: 1:54 Attendance: 170 Weather: Partly cloudy, 29°C



## GAME SUMMARY - RESULTADO DEL JUEGO 10



# SOUTH AFRICA - DENMARK



Jun 15, 2019 at Havlíčkův Brod (CZE) (Hippus Arena)

-----  
South Africa.....000 00 - 0 1 2  
Denmark.....003 4X - 7 6 1  
-----

### South Africa 0

PLAYER	AB	R	H	BI	2B	3B	HR	BB	SB	CS	HP	SH	SF	SO	IBB	KL	GDP	PO	A	E
PHALADI Phomolo Mats 1b	2	0	0	0	0	0	0	0	0	0	0	0	0	1	0	0	0	2	1	1
MOETI Kagiso 3b	2	0	0	0	0	0	0	0	0	0	0	0	0	1	0	0	0	0	1	0
FROST Javier Dalian ss	2	0	0	0	0	0	0	0	0	0	0	0	0	2	0	1	0	1	0	0
DE LANGE Cornelius F cf	2	0	0	0	0	0	0	0	0	0	0	0	0	1	0	1	0	3	0	0
MOLOKOANE Sehlabi Ca rf	2	0	1	0	0	0	0	0	0	0	0	0	0	0	0	0	0	2	0	0
BANN Christopher Rya 2b	0	0	0	0	0	0	0	0	1	0	1	1	0	0	0	0	0	2	0	0
MATSWENYANE Mandla G lf	1	0	0	0	0	0	0	0	0	0	0	0	0	1	0	0	0	0	0	0
CHEPAPE Isaiah Manko ph	1	0	0	0	0	0	0	0	0	0	0	0	0	1	0	1	0	0	0	0
THOMASON William Edw dp	2	0	0	0	0	0	0	0	0	0	0	0	0	1	0	0	0	0	0	0
HLANGA Matsobane Geo c	2	0	0	0	0	0	0	0	0	0	0	0	0	1	0	0	0	2	0	1
KEKANA Tidima Barnat p	0	0	0	0	0	0	0	0	0	0	0	0	0	0	0	0	0	0	2	0
THUPUDI Mogau Macmil p	0	0	0	0	0	0	0	0	0	0	0	0	0	0	0	0	0	0	0	0
Totals	16	0	1	0	0	0	0	0	1	0	1	1	0	9	0	3	0	12	4	2

### Denmark 7

PLAYER	AB	R	H	BI	2B	3B	HR	BB	SB	CS	HP	SH	SF	SO	IBB	KL	GDP	PO	A	E
TERKELSEN Jens Valde lf	3	2	2	2	0	0	1	0	1	0	0	0	0	0	0	0	0	2	0	0
BROWN Anton Schioetz rf/dp/rf	3	1	0	1	0	0	0	0	1	0	0	0	0	0	0	0	0	0	0	0
TERKELSEN Frederik F 1b	2	0	0	1	0	0	0	0	0	0	0	0	1	0	0	0	0	3	0	1
JØRGENSEN Anders Mun c	2	0	0	0	0	0	0	0	0	0	0	0	0	0	0	0	0	9	1	0
JULENON Daniel Jean dp	1	1	1	0	0	0	0	1	0	0	0	0	0	0	0	0	0	0	0	0
ANDERSEN Oscar Trøjg pr/rf	0	0	0	0	0	0	0	0	0	0	0	0	0	0	0	0	0	0	0	0
SVANE Anders Bendix 3b	1	0	0	0	0	0	0	0	0	0	0	1	0	0	0	0	0	0	0	0
SIMONSEN Martin Munk cf	2	1	1	2	0	0	1	0	0	0	0	0	0	1	0	1	0	0	0	0
MILNE Duncan Svane ss	2	2	2	0	0	0	0	0	1	0	0	0	0	0	0	0	0	0	1	0
LOHMANN Lukas Nibe 2b	1	0	0	0	0	0	0	0	0	0	0	1	0	0	0	0	0	1	0	0
HANSEN Kim Lunderød p	0	0	0	0	0	0	0	0	0	0	0	0	0	0	0	0	0	0	0	0
Totals	17	7	6	6	0	0	2	1	3	0	0	2	1	1	0	1	0	15	2	1

South Africa	IP	H	R	ER	BB	SO	WP	HP	IP	IBB	SH	SF	2B	3B	HR	AB	BF	FO	GO	NP
KEKANA Tidima Barnat L,0-2	3.2	6	7	6	1	1	0	0	0	0	2	1	0	0	2	15	19	6	5	63
THUPUDI Mogau Macmil	0.1	0	0	0	0	0	0	0	0	0	0	0	0	0	0	2	2	1	0	6

Denmark	IP	H	R	ER	BB	SO	WP	HP	IP	IBB	SH	SF	2B	3B	HR	AB	BF	FO	GO	NP
HANSEN Kim Lunderød W,1-0	5.0	1	0	0	0	9	0	1	0	0	1	0	0	0	0	16	18	3	3	54

Umpires: HP-KUSAMOTO Mitsunori (JPN), 1B-TOVAR Manuel (VEN),  
2B-HORA Jan (CZE), 3B-HAND Jonathan (USA)

TC: ISBOUTS Woutrinus (NED), SANNA Giovanni (ITA)

Scorers: PIERI Stefano (ITA), GOLÁN Radek (CZE), STOOVELAAR Marco (NED)

Start: 10:30 Time: 1:03 Attendance: 100 Weather: Partly cloudy, 28°C



## GAME SUMMARY - RESULTADO DEL JUEGO 11



# JAPAN - ARGENTINA



Jun 15, 2019 at Prague (CZE) (Svoboda Ballpark)

```
-----
Japan.....130 010 3 - 8 9 1
Argentina.....100 111 0 - 4 8 0
-----
```

### Japan 8

PLAYER	AB	R	H	BI	2B	3B	HR	BB	SB	CS	HP	SH	SF	SO	IBB	KL	GDP	PO	A	E
UNE Ryoyu ss	2	2	0	0	0	0	0	3	0	0	0	0	0	2	0	0	0	2	3	0
YASUMI Kotaro 2b	2	0	0	0	0	0	0	1	0	0	0	1	0	1	0	1	0	0	2	0
MATSUDA Hikaru dp/p	3	1	3	4	0	0	1	1	0	0	0	0	0	0	0	0	0	0	0	0
MIYAJI Mitsuru pr	0	1	0	0	0	0	0	0	0	0	0	0	0	0	0	0	0	0	0	0
OISHI Tsukasa 1b	4	0	1	0	0	0	0	0	0	0	0	0	0	1	0	1	0	7	0	0
INOUE Tomonori 3b	2	0	0	0	0	0	0	0	0	1	1	0	2	0	0	0	0	0	1	0
TSUTSUI Takuto 3b	1	1	1	0	0	0	0	0	0	0	0	0	0	0	0	0	0	0	0	0
MORITA Yusuke lf	2	2	1	1	0	0	0	2	0	0	0	0	0	0	0	0	0	4	0	1
KATAOKA Taiyo c	4	0	1	0	0	0	0	0	0	0	0	0	0	0	0	0	0	7	0	0
KUROIWA Seii cf	3	0	0	0	0	0	0	0	0	1	0	0	2	0	1	0	1	0	1	0
IKEDA Hiroto rf	4	1	2	3	1	0	0	0	0	0	0	0	1	0	0	0	0	0	0	0
KOYAMA Reo p	0	0	0	0	0	0	0	0	0	0	0	0	0	0	0	0	0	0	0	0
YAMAWAKI Yuya p	0	0	0	0	0	0	0	0	0	0	0	0	0	0	0	0	0	0	0	0
NONE Player p	0	0	0	0	0	0	0	0	0	0	0	0	0	0	0	0	0	0	0	0
IKEDA Hiroki	0	0	0	0	0	0	0	0	0	0	0	0	0	0	0	0	0	0	0	0
Totals	27	8	9	8	1	0	1	7	0	1	2	1	0	9	0	3	0	21	6	1

### Argentina 4

PLAYER	AB	R	H	BI	2B	3B	HR	BB	SB	CS	HP	SH	SF	SO	IBB	KL	GDP	PO	A	E
PEKER Alan Javier rf	2	0	0	0	0	0	0	0	1	0	0	0	0	2	0	0	0	1	0	0
ZARA Juan Cruz ph/dp	2	0	1	1	0	0	0	0	0	0	0	0	0	0	0	0	0	0	0	0
MIGLIAVACCA SKLADNY cf	4	1	1	0	0	0	0	0	0	0	0	0	0	1	0	0	0	0	0	0
MOTRONI Bruno c	3	0	1	0	0	0	0	1	0	0	0	0	0	0	0	0	0	11	1	0
CARRIL Santiago Nico dp/rf	4	1	2	2	0	0	1	0	0	0	0	0	0	1	0	0	0	0	0	0
MONTERO Mariano Albe lf	4	1	1	0	0	0	0	0	0	0	0	0	0	2	0	0	0	1	1	0
GODOY Manuel Ignacio 1b	4	0	2	1	1	0	0	0	0	0	0	0	0	1	0	0	0	4	1	0
GODOY Gustavo Oscar 3b	2	0	0	0	0	0	0	0	0	0	0	0	0	0	0	0	0	0	0	0
MALARCZUK Juan Ladis ph/3b	1	1	0	0	0	0	0	0	0	0	0	0	0	0	0	0	0	0	1	0
EDER Federico Alejan 2b	2	0	0	0	0	0	0	1	0	0	0	0	0	0	0	0	0	3	2	0
OJEDA Gonzalo August ss	1	0	0	0	0	0	0	2	0	0	0	0	0	0	0	0	0	1	1	0
SCIALACOMO Gian Marc pr/ss	0	0	0	0	0	0	0	0	0	0	0	0	0	0	0	0	0	0	0	0
GODOY HERBEL Roman A p	0	0	0	0	0	0	0	0	0	0	0	0	0	0	0	0	0	0	1	0
MIGLIAVACCA SKLADNY p	0	0	0	0	0	0	0	0	0	0	0	0	0	0	0	0	0	0	1	0
MATA CARABAJAL Huemu p	0	0	0	0	0	0	0	0	0	0	0	0	0	0	0	0	0	0	0	0
Totals	29	4	8	4	1	0	1	4	1	0	0	0	0	7	0	0	0	21	9	0

Japan IP H R ER BB SO WP HP IP IBB SH SF 2B 3B HR AB BF FO GO NP

KOYAMA Reo W,1-0	5.0	5	3	3	3	4	0	0	0	0	0	0	1	0	1	20	23	5	6	93
YAMAWAKI Yuya	0.2	1	1	1	1	0	0	0	0	0	0	0	0	0	0	3	4	1	1	16
IKEDA Hiroki	0.1	1	0	0	0	0	0	0	0	0	0	0	0	0	0	2	2	1	0	10
MATSUDA Hikaru	1.0	1	0	0	0	3	0	0	0	0	0	0	0	0	0	4	4	0	0	22

Argentina IP H R ER BB SO WP HP IP IBB SH SF 2B 3B HR AB BF FO GO NP

GODOY HERBEL Roman A L,0-1	1.2	3	3	3	1	2	0	1	0	0	1	0	1	0	0	6	9	0	2	38
MIGLIAVACCA SKLADNY	2.2	2	2	2	2	4	0	0	0	0	0	0	0	0	1	10	12	1	3	48
MATA CARABAJAL Huemu	2.2	4	3	3	4	3	0	1	0	0	0	0	0	0	0	11	16	1	3	75

Umpires: HP-GARCIA CUE Maykel (CUB), 1B-GALLANT Andrew (CAN),  
2B-KAIARUNA Anthony (NZL), 3B-MATABOGE Abel (BOT)

TC: PEREZ Roberto (CAN), CASTRO Liz (DEN)

Scorers: CRAIG Greta (USA), SANTOS Susana (ESP), SECKÁR Alois (CZE)

Start: 13:30 Time: 2:35 Attendance: 470 Weather: Sunny, 31°C



## GAME SUMMARY - RESULTADO DEL JUEGO 12



# SINGAPORE - VENEZUELA



Jun 15, 2019 at Havlíčkův Brod (CZE) (Hippus Arena)

-----  
Singapore.....0 00 0 - 0 1 1  
Venezuela.....(10)00 X - 10 8 0  
-----

### Singapore 0

PLAYER	AB	R	H	BI	2B	3B	HR	BB	SB	CS	HP	SH	SF	SO	IBB	KL	GDP	PO	A	E
TAM Joshua Jun Wen, 3b	1	0	1	0	0	1	0	1	0	0	0	0	0	0	0	0	0	0	2	0
TAN Ding Quan, Ivan dp	2	0	0	0	0	0	0	0	0	0	0	0	0	1	0	0	0	0	0	0
SEAH Schuyler Jia Le rf	1	0	0	0	0	0	0	0	0	0	0	0	0	1	0	0	0	0	0	0
FOO Say Kian rf	1	0	0	0	0	0	0	0	0	0	0	0	0	1	0	0	0	0	0	0
AMIRUDIN Muhammad Fa 1b	1	0	0	0	0	0	0	0	0	0	0	0	0	1	0	0	0	3	1	0
TAN Tai Jin, Jeron 1b	1	0	0	0	0	0	0	0	0	0	0	0	0	0	0	0	0	2	0	0
CHEW Marcus Shi Phng p/lf	1	0	0	0	0	0	0	0	0	0	1	0	0	1	0	0	0	0	0	0
HAN YuChou, Dominic cf	1	0	0	0	0	0	0	0	0	0	0	0	0	0	0	1	1	1	0	0
OH Ziglar cf	0	0	0	0	0	0	0	0	0	0	0	0	0	0	0	0	0	1	0	0
TAN Andrew Wei-Kang lf/2b	1	0	0	3	0	0	0	0	0	0	0	0	0	1	0	0	0	1	0	0
NG Ee Han, Ivan c	1	0	0	0	0	0	0	0	0	0	0	0	0	1	0	0	0	1	1	1
MOHAMMAD NOORHAM Moh 2b/ss	1	0	0	0	0	0	0	0	0	0	0	0	0	0	0	0	0	0	0	0
CHIA Audric Shaw Han ss	0	0	0	0	0	0	0	0	0	0	0	0	0	0	0	0	0	0	0	0
ONG Jun Heng Aloysiu p	0	0	0	0	0	0	0	0	0	0	0	0	0	0	0	0	0	0	0	0
Totals	12	0	1	3	0	1	0	1	0	0	1	0	0	7	0	0	1	9	4	1

### Venezuela 10

PLAYER	AB	R	H	BI	2B	3B	HR	BB	SB	CS	HP	SH	SF	SO	IBB	KL	GDP	PO	A	E
QUERALES CORONEL Her lf/dp	3	1	2	2	0	0	0	0	0	0	0	0	0	0	0	0	0	0	0	0
OJEDA CORDERO Carlos cf	1	2	1	0	0	0	0	1	0	0	0	0	0	0	0	0	0	0	0	0
SEQUERA RAMOS Rogeli rf	1	0	0	0	0	0	0	0	0	0	0	0	0	1	0	0	0	0	0	0
FLORES SANCHEZ Rafae c	3	2	2	3	1	0	1	0	0	0	0	0	0	0	0	0	0	7	0	0
PINTO ORLANDO Luiger dp	1	0	0	0	0	0	0	0	0	0	0	0	0	0	0	0	0	0	0	0
HERRERA FALCON Engel ph/lf	2	0	0	0	0	0	0	0	0	0	0	0	0	1	0	0	0	0	0	0
LIMA MENDOZA Jorge L 2b	0	1	0	0	0	0	1	0	0	0	0	0	0	0	0	0	0	0	0	0
ROGERS PEREZ Edward 2b	1	0	0	0	0	0	0	0	0	0	0	0	0	0	0	0	0	1	1	0
CARRENO MENESES Carl 3b	1	1	1	0	0	0	0	0	0	0	1	0	0	0	0	0	0	0	1	0
ZAMBRANO STORMES Joh 1b	1	1	0	0	0	0	0	1	0	0	0	0	0	0	0	0	0	3	0	0
SOLORZANO ZAMBRANO J ss	2	1	1	2	0	0	0	0	0	0	0	0	0	0	0	0	0	1	1	0
CONTRERAS JIMENEZ Ma rf/cf	1	1	1	0	1	0	0	1	0	0	0	0	0	0	0	0	0	0	0	0
PIMENTEL SIVIRA Maik p	0	0	0	0	0	0	0	0	0	0	0	0	0	0	0	0	0	0	0	0
COLOMBO PEREZ Luis M p	0	0	0	0	0	0	0	0	0	0	0	0	0	0	0	0	0	0	1	0
PEREZ Angel Antonio p	0	0	0	0	0	0	0	0	0	0	0	0	0	0	0	0	0	0	0	0
Totals	17	10	8	7	2	0	1	4	0	0	1	0	0	2	0	0	0	12	4	0

Singapore	IP	H	R	ER	BB	SO	WP	HP	IP	IBB	SH	SF	2B	3B	HR	AB	BF	FO	GO	NP
CHEW Marcus Shi Phng L,0-1	0.2	5	8	8	3	0	2	0	0	0	0	0	1	0	0	7	10	0	2	39
ONG Jun Heng Aloysiu	2.1	3	2	2	1	2	2	1	0	0	0	0	1	0	1	10	12	3	2	43

Venezuela	IP	H	R	ER	BB	SO	WP	HP	IP	IBB	SH	SF	2B	3B	HR	AB	BF	FO	GO	NP
PIMENTEL SIVIRA Maik W,1-0	2.1	1	0	0	0	5	0	1	0	0	0	0	1	0	7	8	0	1	31	
COLOMBO PEREZ Luis M	1.0	0	0	0	1	1	0	0	0	0	0	0	0	0	3	4	1	1	16	
PEREZ Angel Antonio	0.2	0	0	0	0	1	0	0	0	0	0	0	0	0	2	2	0	1	5	

Umpires: HP-CARBALLO Enrique (CUB), 1B-LOHNERT Thomas (GER),  
2B-GERRIOR Darren (CAN), 3B-DOSTAL Jiri (CZE)

TC: SANNA Giovanni (ITA), ISBOUTS Woutrinus (NED)

Scorers: STOOVELAAR Marco (NED), GOLÁN Radek (CZE), PIERI Stefano (ITA)

Start: 13:30 Time: 1:10 Attendance: 100 Weather: Partly cloudy, 29°C



## GAME SUMMARY - RESULTADO DEL JUEGO 13



# CUBA - NEW ZEALAND



Jun 15, 2019 at Prague (CZE) (Svoboda Ballpark)

-----  
Cuba.....000 000 0 - 0 7 2  
New Zealand.....020 000 X - 2 4 1  
-----

### Cuba 0

PLAYER	AB	R	H	BI	2B	3B	HR	BB	SB	CS	HP	SH	SF	SO	IBB	KL	GDP	PO	A	E
RODRIGUEZ ROSALES Ju cf	3	0	0	0	0	0	0	1	0	0	0	0	0	2	0	0	0	0	0	0
RODRIGUEZ CASTELLANO lf	4	0	1	0	0	0	0	0	0	0	0	0	0	3	0	1	0	0	0	0
RODRIGUEZ VINENT Yes 2b	4	0	2	0	0	0	0	0	0	0	0	0	0	1	0	1	0	2	3	1
LAMOTE PRADES Reynal rf	3	0	0	0	0	0	0	0	0	0	0	0	0	2	0	0	1	1	1	0
VERA MESA Reinier c	3	0	2	0	0	0	0	0	0	0	0	0	0	0	0	0	0	6	0	0
RIOS FABARS Juan Yas 1b	3	0	1	0	0	0	0	0	0	0	0	0	0	2	0	0	0	8	0	0
ROSETE TABRAUE Roger dp	3	0	1	0	0	0	0	0	0	0	0	0	0	0	0	0	0	0	0	0
CASTILLO BLAIR Hecto pr/dp	0	0	0	0	0	0	0	0	0	0	0	0	0	0	0	0	0	0	0	0
DOMINGUEZ ROBLES Lui ss	2	0	0	0	0	0	1	0	0	0	0	0	0	1	0	0	0	1	6	1
RAMOS SUAREZ Yurisam 3b	3	0	0	0	0	0	0	0	0	0	0	0	0	3	0	0	0	0	1	0
LOPEZ MARTINEZ Alain p	0	0	0	0	0	0	0	0	0	0	0	0	0	0	0	0	0	0	1	0
PLUTIN QUINTERO Gube p	0	0	0	0	0	0	0	0	0	0	0	0	0	0	0	0	0	0	0	0
ROMAN GONZALEZ Alain p	0	0	0	0	0	0	0	0	0	0	0	0	0	0	0	0	0	0	0	0
Totals	28	0	7	0	0	0	0	2	0	0	0	0	0	14	0	2	1	18	12	2

### New Zealand 2

PLAYER	AB	R	H	BI	2B	3B	HR	BB	SB	CS	HP	SH	SF	SO	IBB	KL	GDP	PO	A	E
ENOKA Benjamin Richa cf	2	0	1	0	0	0	0	1	0	0	0	0	0	0	0	0	0	0	0	0
MAKEA Reilly Jazz Ar rf	2	0	0	0	0	0	0	1	0	0	0	0	0	0	0	0	1	1	0	0
NUKUNUKU Nathan Walt 1b	3	0	0	0	0	0	0	0	0	0	0	0	0	2	0	0	0	4	0	0
RAEMAKI Jerome Devon dp	2	0	0	0	0	0	0	1	0	0	0	0	0	1	0	0	0	0	0	0
HARBROW Joshua Georg pr/dp	0	0	0	0	0	0	0	0	0	0	0	0	0	0	0	0	0	0	0	0
ENOKA Thomas David lf	3	1	2	0	0	0	0	0	0	0	0	0	0	0	0	0	0	0	0	0
EVANS Cole Stuart ss	1	0	0	0	0	0	1	0	0	0	1	0	0	0	0	0	0	1	5	0
EVANS Joel James 2b	3	1	1	2	0	0	1	0	0	0	0	0	0	0	0	0	0	2	1	0
VAN LIESHOUT Zane An c	2	0	0	0	0	0	0	0	0	0	0	0	0	2	0	0	0	13	0	1
BARTORILLO Tyron Jai 3b	2	0	0	0	0	0	0	0	0	0	0	0	0	0	0	0	0	0	0	0
CHAPMAN Daniel Willi p	0	0	0	0	0	0	0	0	0	0	0	0	0	0	0	0	0	0	0	0
PETTETT Joshua Aaron p	0	0	0	0	0	0	0	0	0	0	0	0	0	0	0	0	0	0	0	0
Totals	20	2	4	2	0	0	1	4	0	0	0	1	0	5	0	0	1	21	6	1

Cuba	IP	H	R	ER	BB	SO	WP	HP	IP	IBB	SH	SF	2B	3B	HR	AB	BF	FO	GO	NP
LOPEZ MARTINEZ Alain L,0-1	3.0	3	2	2	0	4	0	0	0	0	1	0	0	0	1	11	12	0	4	53
PLUTIN QUINTERO Gube	2.0	0	0	0	4	1	0	0	0	0	0	0	0	0	0	5	9	1	2	41
ROMAN GONZALEZ Alain	1.0	1	0	0	0	0	0	0	0	0	0	0	0	0	0	4	4	0	3	11

New Zealand	IP	H	R	ER	BB	SO	WP	HP	IP	IBB	SH	SF	2B	3B	HR	AB	BF	FO	GO	NP
CHAPMAN Daniel Willi W,1-0	6.0	6	0	0	1	12	0	0	0	0	0	0	0	0	0	24	25	1	5	105
PETTETT Joshua Aaron SV,1	1.0	1	0	0	1	2	0	0	0	0	0	0	0	0	0	4	5	1	0	26

Umpires: HP-JAKOBSEN Jens (DEN), 1B-POHL Gregory (USA),  
2B-SALAZAR Eliazim (MEX), 3B-RINDFLEISH Scott (AUS)  
TC: PEREZ Roberto (CAN), JENNINGS Michael (GBR)  
Scorers: CRAIG Michael (USA), RICHTEROVÁ Lenka (CZE), SLINGER Stefan (NED)  
Start: 16:53 Time: 1:57 Attendance: 100 Weather: Partly cloudy, 33°C



## GAME SUMMARY - RESULTADO DEL JUEGO 14



# CANADA - NETHERLANDS



Jun 15, 2019 at Havlíčkův Brod (CZE) (Hippos Arena)

-----  
Canada.....712 20 - 12 12 0  
Netherlands.....000 00 - 0 1 0  
-----

### Canada 12

PLAYER	AB	R	H	BI	2B	3B	HR	BB	SB	CS	HP	SH	SF	SO	IBB	KL	GDP	PO	A	E
ROY Mathieu lf	3	1	1	0	0	0	0	0	0	0	0	0	0	1	0	0	0	0	0	0
EZEKIEL Bradley Jose cf	3	1	1	0	0	0	0	0	0	0	0	0	0	0	0	0	0	0	0	0
HUNTER Blake Everett 3b	2	2	1	2	0	0	1	1	0	0	0	0	0	0	0	0	0	0	0	0
MULLALEY Stephen Art 1b	2	1	1	3	0	0	1	0	0	0	0	0	1	0	0	0	0	2	0	0
BURNS Patrick James dp/p	3	1	2	0	1	0	0	0	0	0	0	0	0	0	0	0	0	0	0	0
BOLAND Shane James ss	1	0	1	1	0	0	0	0	0	0	0	0	0	0	0	0	0	0	0	0
WALUSHKA Kristopher pr/ss	2	2	2	0	1	0	0	0	0	0	0	0	0	0	0	0	0	1	1	0
EZEKIEL Kyle Michael rf	2	1	1	1	0	0	0	0	0	0	0	0	1	0	0	0	0	0	0	0
ABREY Bryan Michael c	2	2	1	1	0	0	1	1	0	0	0	0	0	0	0	0	0	9	1	0
PAULI Tyler 2b	2	1	1	4	0	0	1	0	0	0	0	0	0	0	0	0	0	0	0	0
MCCULLOUGH Devon Jor p	0	0	0	0	0	0	0	0	0	0	0	0	0	0	0	0	0	0	0	0
NONE Player	0	0	0	0	0	0	0	0	0	0	0	0	0	0	0	0	0	0	0	0
Totals	22	12	12	12	2	0	4	2	0	0	0	0	2	1	0	0	0	12	2	0

### Netherlands 0

PLAYER	AB	R	H	BI	2B	3B	HR	BB	SB	CS	HP	SH	SF	SO	IBB	KL	GDP	PO	A	E
DELFINA Jefferson Pr rf	1	0	1	0	0	0	0	0	0	0	0	0	0	0	0	0	0	0	0	0
JONES Nigel Quintin rf	1	0	0	0	0	0	0	0	0	0	0	0	0	1	0	0	0	1	0	0
BEAUMONT Anthony Car c	2	0	0	0	0	0	0	0	0	0	0	0	0	2	0	1	0	1	0	0
DIJKHOFF Eldrick Gab ss	1	0	0	0	0	0	0	0	0	0	1	0	0	1	0	0	0	1	0	0
JAVIER Enrique Dejes 1b	1	0	0	0	0	0	0	0	0	0	0	0	0	1	0	1	0	2	0	0
DIX Ronald 1b	1	0	0	0	0	0	0	0	0	0	0	0	0	1	0	0	0	0	0	0
LOURENS Emeron Eldon 3b	2	0	0	0	0	0	0	0	0	0	0	0	0	1	0	0	0	0	1	0
BROOKS Revin Vincent dp	1	0	0	0	0	0	0	0	0	0	0	0	0	1	0	1	0	0	0	0
FRANCISCA Siegmond M 2b	1	0	0	0	0	0	0	0	0	0	0	0	0	1	0	0	0	2	1	0
RAAP Idelgardo Olivo cf	0	0	0	0	0	0	0	0	0	0	0	0	0	0	0	0	0	0	0	0
ROMBLEY Danny Regina cf	1	0	0	0	0	0	0	0	0	0	0	0	0	1	0	0	0	4	0	0
JUAQUIN Dyron David lf	1	0	0	0	0	0	0	0	0	0	0	0	0	0	0	0	0	1	0	0
BLONK Wesley p	0	0	0	0	0	0	0	0	0	0	0	0	0	0	0	0	0	0	0	0
KWAS Enio Rinaldi Vi p	0	0	0	0	0	0	0	0	0	0	0	0	0	0	0	0	0	0	0	0
Totals	13	0	1	0	0	0	0	0	0	0	1	0	0	10	0	3	0	12	2	0

Canada	IP	H	R	ER	BB	SO	WP	HP	IP	IBB	SH	SF	2B	3B	HR	AB	BF	FO	GO	NP
MCCULLOUGH Devon Jor W,1-0	3.0	1	0	0	0	8	0	1	0	0	0	0	0	0	0	10	11	0	1	52
BURNS Patrick James	1.0	0	0	0	0	2	0	0	0	0	0	0	0	0	0	3	3	1	0	12
Netherlands	IP	H	R	ER	BB	SO	WP	HP	IP	IBB	SH	SF	2B	3B	HR	AB	BF	FO	GO	NP
BLONK Wesley L,0-1	2.0	6	8	8	2	0	3	0	0	0	0	1	1	0	2	11	14	4	2	44
KWAS Enio Rinaldi Vi	2.0	6	4	4	0	1	2	0	0	0	0	1	1	0	2	11	12	5	0	49

Umpires: HP-MCCAULEY Damien (AUS), 1B-HAND Jonathan (USA),  
2B-TOVAR Manuel (VEN), 3B-HORA Jan (CZE)

TC: VAN OS Brian (CAN), GUTIERREZ Ray (USA)

Scorers: WINKLER Stephanie (GER), HÍRES Tomás (SVK), ALMARAZ Gabriel (MEX)

Start: 16:30 Time: 1:17 Attendance: 200 Weather: Partly cloudy, 30°C



## GAME SUMMARY - RESULTADO DEL JUEGO 15



# MEXICO - CZECH REPUBLIC



Jun 15, 2019 at Prague (CZE) (Svoboda Ballpark)

Mexico.....101 000 00 - 2 4 1  
Czech Republic.....002 000 01 - 3 6 1

### Mexico 2

PLAYER	AB	R	H	BI	2B	3B	HR	BB	SB	CS	HP	SH	SF	SO	IBB	KL	GDP	PO	A	E
VILLALVAZO PENA Lenn 3b	4	1	2	1	1	1	0	0	0	0	0	0	0	1	0	0	0	0	0	0
PENA OSUNA Ismael 2b	4	0	1	0	0	0	0	0	0	0	0	0	0	0	0	0	0	2	1	0
LOPEZ DELGADO Edgar 1b	4	0	0	1	0	0	0	0	0	0	0	0	0	2	0	0	0	7	0	0
DURAZO DURAZO Daniel dp	1	0	0	0	0	0	0	0	0	0	2	0	0	1	0	0	0	0	0	0
GARCIA VILLALOBOS Iv pr	1	0	0	0	0	0	0	0	0	0	0	0	0	0	0	0	0	0	0	0
SANCHEZ LOPEZ Ernest c	4	0	0	0	0	0	0	0	0	0	0	0	0	2	0	0	0	8	1	0
GONZALEZ RUBIO Marco cf	2	0	0	0	0	0	0	0	0	0	0	0	0	2	0	0	0	0	0	1
SALGADO CARRILLO Ala ph/lf	2	0	0	0	0	0	0	0	0	0	0	0	0	2	0	0	0	1	0	0
OSUNA PERAZA Alan De rf	4	0	1	0	1	0	0	0	0	0	0	0	0	1	0	0	0	2	0	0
CARDONA BUSTAMANTE J ss	2	0	0	0	0	0	0	0	0	0	0	0	0	1	0	0	0	0	3	0
DELGADILLO HERNANDEZ ph	1	0	0	0	0	0	0	0	0	0	0	0	0	1	0	0	0	0	0	0
RODRIGUEZ PENA Julio lf/cf	0	1	0	0	0	0	0	3	0	0	0	0	0	0	0	0	0	1	0	0
HERNANDEZ CUETO Jose p	0	0	0	0	0	0	0	0	0	0	0	0	0	0	0	0	0	0	2	0
Totals	29	2	4	2	2	1	0	3	0	0	2	0	0	13	0	0	0	21	7	1

### Czech Republic 3

PLAYER	AB	R	H	BI	2B	3B	HR	BB	SB	CS	HP	SH	SF	SO	IBB	KL	GDP	PO	A	E
SVOBODA Vaclav dp	4	0	0	0	0	0	0	0	0	0	0	0	0	0	0	0	0	0	0	0
KOLKUS Patrik 1b	3	2	0	0	0	0	0	1	0	0	0	0	0	2	0	1	0	9	0	0
MERTL David c	2	0	0	0	0	0	0	2	0	0	0	0	0	1	1	0	0	14	0	0
KLAS Mikulas 3b	3	0	1	0	0	0	0	1	0	0	0	0	0	0	0	0	0	0	0	1
NEZBEDA JiSi pr	0	0	0	0	0	0	0	0	0	0	0	0	0	0	0	0	0	0	0	0
MALY Marek rf	3	1	1	1	0	0	0	0	0	0	1	0	0	2	0	1	0	0	0	0
KOPEŠNY Patrik cf	3	0	1	1	0	0	0	0	0	0	0	0	0	0	0	0	0	0	0	0
VACHA Petr lf	3	0	1	0	0	0	0	0	0	0	0	0	0	2	0	0	0	0	0	0
PETR Tomaš ss	3	0	1	0	0	0	0	0	0	0	0	0	0	1	0	0	0	1	3	0
KORSAK JiSi 2b	2	0	1	0	0	0	0	0	0	0	0	1	0	1	0	0	0	0	5	0
HOLBRADEK Michal p	0	0	0	0	0	0	0	0	0	0	0	0	0	0	0	0	0	0	1	0
Totals	26	3	6	2	0	0	0	4	0	0	1	1	0	9	1	2	0	24	9	1

Mexico	IP	H	R	ER	BB	SO	WP	HP	IP	IBB	SH	SF	2B	3B	HR	AB	BF	FO	GO	NP
HERNANDEZ CUETO Jose L,0-1	7.0	6	3	1	4	9	0	1	1	1	1	0	0	0	0	26	32	5	7	112
Czech Republic	IP	H	R	ER	BB	SO	WP	HP	IP	IBB	SH	SF	2B	3B	HR	AB	BF	FO	GO	NP
HOLBRADEK Michal W,1-1	8.0	4	2	2	3	13	1	2	0	0	0	0	2	1	0	29	34	2	9	127

Umpires: HP-PORTEOUS Mark (NZL), 1B-MATABOGE Abel (BOT),  
2B-GALLANT Andrew (CAN), 3B-KAIARUNA Anthony (NZL)  
TC: JENNINGS Michael (GBR), PEREZ Roberto (CAN)  
Scorers: CRAIG Michael (USA), RICHTEROVÁ Lenka (CZE), SLINGER Stefan (NED)  
Start: 19:36 Time: 2:25 Attendance: 1250 Weather: Cloudy, 24°C



## GAME SUMMARY - RESULTADO DEL JUEGO 16



# USA - AUSTRALIA



Jun 15, 2019 at Havlíčkův Brod (CZE) (Hippus Arena)

United States.....000 000 0 - 0 1 0  
Australia.....100 000 X - 1 5 1

### United States 0

PLAYER	AB	R	H	BI	2B	3B	HR	BB	SB	CS	HP	SH	SF	SO	IBB	KL	GDP	PO	A	E
LYNCH Jonathan Micha lf	3	0	0	0	0	0	0	0	0	0	0	0	0	0	0	0	0	2	0	0
SCHILLER Cameron Joh ss	3	0	0	0	0	0	0	0	0	0	0	0	0	2	0	1	0	0	2	0
OCHOA Erick lb	2	0	0	0	0	0	0	1	0	0	0	0	0	1	0	0	1	7	0	0
CHRISTIANSEN Jenner pr	0	0	0	0	0	0	0	0	0	0	0	0	0	0	0	0	0	0	0	0
DUDLEY Tyler Isaiah 2b	3	0	0	0	0	0	0	0	0	0	0	0	0	3	0	0	0	3	1	0
RATLIFF Matthew Aaro dp	3	0	1	0	0	0	0	0	1	0	0	0	0	1	0	0	0	0	0	0
NOWACZYK Jeffrey Jam 3b	2	0	0	0	0	0	0	0	0	0	0	0	0	1	0	0	0	1	4	0
MULLINS Nicholas Rya c	2	0	0	0	0	0	0	0	0	0	0	0	0	2	0	1	0	5	4	0
SAENZ Gilbert Lee cf	1	0	0	0	0	0	0	0	0	0	0	0	0	1	0	0	0	0	0	0
CASTILLO Kevin John- ph	1	0	0	0	0	0	0	0	0	0	0	0	0	1	0	0	0	0	0	0
DAVIS JR Yusef Latee rf	2	0	0	0	0	0	0	0	0	0	0	0	0	2	0	1	0	0	0	0
COOLEY Joel Eli p	0	0	0	0	0	0	0	0	0	0	0	0	0	0	0	0	0	0	1	0
WEILER Mervin Duane p	0	0	0	0	0	0	0	0	0	0	0	0	0	0	0	0	0	0	0	0
Totals	22	0	1	0	0	0	0	1	1	0	0	0	0	14	0	3	1	18	12	0

### Australia 1

PLAYER	AB	R	H	BI	2B	3B	HR	BB	SB	CS	HP	SH	SF	SO	IBB	KL	GDP	PO	A	E
MATHEWS Hayden Andre lf	3	1	2	0	0	0	0	0	0	0	0	0	0	1	0	0	0	1	0	0
TODHUNTER James Came lb	2	0	0	0	0	0	0	1	0	0	0	0	0	0	0	0	1	4	0	0
SHAILES Nicholas Pau ss	2	0	0	0	0	0	0	0	0	0	0	1	0	0	0	0	0	1	1	0
KIRKPATRICK Andrew T dp/p/dp	3	0	2	0	1	0	0	0	0	0	0	0	0	0	0	0	0	0	0	0
PATTERSON Scott Anto pr/dp	0	0	0	0	0	0	0	0	0	0	0	0	0	0	0	0	0	0	0	0
O'BYRNE Brendon Thom 2b	3	0	0	0	0	0	0	0	0	0	0	0	0	3	0	0	0	0	2	0
NORTON Nicholas Luck c	1	0	0	0	0	0	1	0	0	0	0	0	0	0	0	0	0	13	1	1
WHITE Joshua Xavier rf	2	0	0	0	0	0	0	0	0	0	0	0	0	1	0	0	0	1	0	0
BEASHEL Callum Paul rf	0	0	0	0	0	0	0	0	0	0	0	0	0	0	0	0	0	0	0	0
WRIGHT Jett Kelsay 3b	2	0	1	0	1	0	0	0	0	0	0	0	0	0	0	0	0	0	0	0
SINCLAIR Ryan Walter cf	1	0	0	0	0	0	1	0	0	0	0	0	0	1	0	0	0	1	0	0
NONE Player	0	0	0	0	0	0	0	0	0	0	0	0	0	0	0	0	0	0	0	0
FOLKARD Adam Peter p	0	0	0	0	0	0	0	0	0	0	0	0	0	0	0	0	0	0	0	0
Totals	19	1	5	0	2	0	0	3	0	0	0	1	0	6	0	0	1	21	4	1

United States	IP	H	R	ER	BB	SO	WP	HP	IP	IBB	SH	SF	2B	3B	HR	AB	BF	FO	GO	NP
COOLEY Joel Eli L,0-1	4.0	4	1	0	3	3	0	0	0	0	1	0	2	0	0	12	16	1	5	60
WEILER Mervin Duane	2.0	1	0	0	0	3	0	0	0	0	0	0	0	0	0	7	7	1	2	36

Australia	IP	H	R	ER	BB	SO	WP	HP	IP	IBB	SH	SF	2B	3B	HR	AB	BF	FO	GO	NP
KIRKPATRICK Andrew T W,1-0	4.0	0	0	0	0	7	0	0	0	0	0	0	0	0	0	12	12	2	2	51
FOLKARD Adam Peter SV,1	3.0	1	0	0	1	7	0	0	0	0	0	0	0	0	0	10	11	1	1	47

Umpires: HP-ARTEAGA Juan (COL), 1B-GERRIOR Darren (CAN),  
2B-DOSTAL Jiri (CZE), 3B-LOHNERT Thomas (GER)  
TC: VAN OS Brian (CAN), GUTIERREZ Ray (USA)  
Scorers: ALMARAZ Gabriel (MEX), HIREZ Tomás (SVK), WINKLER Stephanie (GER)  
Start: 19:57 Time: 1:35 Attendance: 300 Weather: Overcast, 29°C





## GAME SUMMARY - RESULTADO DEL JUEGO 17



# SINGAPORE - NETHERLANDS



Jun 16, 2019 at Prague (CZE) (Svoboda Ballpark)

```
-----
Singapore.....000 0 - 0 2 3
Netherlands.....328 X - 13 9 0
-----
```

### Singapore 0

PLAYER	AB	R	H	BI	2B	3B	HR	BB	SB	CS	HP	SH	SF	SO	IBB	KL	GDP	PO	A	E
TAM Joshua Jun Wen, c	1	0	0	0	0	0	0	1	0	0	0	0	0	0	0	0	0	4	0	0
TAN Ding Quan, Ivan 3b	1	0	0	0	0	0	0	0	0	0	0	1	0	0	0	0	0	0	0	1
SEAH Schuyler Jia Le rf	2	0	0	0	0	0	0	0	0	0	0	0	0	0	0	0	0	1	0	0
AMIRUDIN Muhammad Fa dp	2	0	0	0	0	0	0	0	0	0	0	0	0	2	0	1	0	0	0	0
HAN YuChou, Dominic lf	2	0	1	0	0	0	0	0	0	0	0	0	0	1	0	0	0	0	0	1
TAN Tai Jin, Jeron 1b	2	0	1	0	0	0	0	0	0	0	0	0	0	1	0	1	0	2	0	0
OH Ziglar cf	1	0	0	0	0	0	0	0	0	0	0	0	0	1	0	0	0	1	0	1
TAN Andrew Wei-Kang 2b	1	0	0	0	0	0	0	0	0	0	0	0	0	1	0	1	0	1	0	0
MOHAMMAD NOORHAM Moh ss	1	0	0	0	0	0	0	0	0	0	0	0	0	1	0	0	0	0	1	0
TAN Jun Kai, Watson p	0	0	0	0	0	0	0	0	0	0	0	0	0	0	0	0	0	0	0	0
NGIAM Jun Jie, Geran p	0	0	0	0	0	0	0	0	0	0	0	0	0	0	0	0	0	0	1	0
CHEW Marcus Shi Phng p	0	0	0	0	0	0	0	0	0	0	0	0	0	0	0	0	0	0	0	0
Totals	13	0	2	0	0	0	0	1	0	0	0	1	0	7	0	3	0	9	2	3

### Netherlands 13

PLAYER	AB	R	H	BI	2B	3B	HR	BB	SB	CS	HP	SH	SF	SO	IBB	KL	GDP	PO	A	E
DELFINA Jefferson Pr rf	1	2	1	2	0	0	0	1	2	0	1	0	0	0	0	0	0	0	0	0
JONES Nigel Quintin rf	0	0	0	0	0	0	0	0	0	0	0	0	0	0	0	0	0	0	0	0
POLONIUS Glennsig Ro 2b	2	1	1	2	0	0	0	1	0	0	0	0	0	0	0	0	0	1	1	0
DIX Ronald pr/3b	0	1	0	0	0	0	0	0	0	0	0	0	0	0	0	0	0	0	0	0
DIJKHOFF Eldrick Gab ss	2	2	1	1	0	0	0	1	0	0	0	0	0	0	0	0	0	0	0	0
JAVIER Enrique Dejes dp/1b	2	1	1	2	1	0	0	1	0	0	0	0	0	1	0	0	0	2	1	0
BLONK Wesley pr/dp	0	1	0	0	0	0	0	0	0	0	0	0	0	0	0	0	0	0	0	0
LOURENS Emeron Eldon 3b	3	1	2	1	0	0	0	0	0	0	0	0	0	1	0	0	0	0	0	0
FRANCISCA Siegmond M pr/2b	0	0	0	0	0	0	0	0	0	0	0	0	0	0	0	0	0	0	0	0
BROOKS Revin Vincent 1b/dp/1b	3	0	0	0	0	0	0	0	0	0	0	0	0	2	0	1	0	0	0	0
BEAUMONT Anthony Car c	2	2	1	2	0	0	0	0	0	0	0	0	0	0	0	0	0	7	0	0
ROMBLEY Danny Regina cf	2	2	2	1	2	0	0	0	0	0	0	0	0	0	0	0	0	1	0	0
JUAQUIN Dyron David lf	2	0	0	0	0	0	0	0	0	0	0	0	0	0	0	0	0	1	0	0
MULDER Jeroen p	0	0	0	0	0	0	0	0	0	0	0	0	0	0	0	0	0	0	1	0
Totals	19	13	9	11	3	0	0	4	2	0	1	0	0	4	0	1	0	12	3	0

Singapore	IP	H	R	ER	BB	SO	WP	HP	IP	IBB	SH	SF	2B	3B	HR	AB	BF	FO	GO	NP
TAN Jun Kai, Watson L,0-2	2.0	3	5	2	2	3	0	0	0	0	0	0	1	0	0	10	12	2	1	50
NGIAM Jun Jie, Geran	0.2	6	8	8	2	0	0	1	0	0	0	0	2	0	0	8	11	1	1	40
CHEW Marcus Shi Phng	0.1	0	0	0	0	1	1	0	0	0	0	0	0	0	0	1	1	0	0	6

Netherlands	IP	H	R	ER	BB	SO	WP	HP	IP	IBB	SH	SF	2B	3B	HR	AB	BF	FO	GO	NP
MULDER Jeroen W,1-1	4.0	2	0	0	1	7	1	0	0	0	1	0	0	0	0	13	15	2	3	54

Umpires: HP-TOVAR Manuel (VEN), 1B-RINDFLEISH Scott (AUS),  
2B-JAKOBSEN Jens (DEN), 3B-GALLANT Andrew (CAN)  
TC: VAN OS Brian (CAN), CASTRO Liz (DEN)  
Scorers: ALMARAZ Gabriel (MEX), RICHTEROVÁ Lenka (CZE), SLINGER Stefan (NED)  
Start: 10:32 Time: 1:16 Attendance: 155 Weather: Cloudy, 17°C



## GAME SUMMARY - RESULTADO DEL JUEGO 18



# CUBA - BOTSWANA



Jun 16, 2019 at Havlíčkův Brod (CZE) (Hippos Arena)

-----  
Cuba.....110 001 3 - 6 12 0  
Botswana.....000 000 0 - 0 4 0  
-----

### Cuba 6

PLAYER	AB	R	H	BI	2B	3B	HR	BB	SB	CS	HP	SH	SF	SO	IBB	KL	GDP	PO	A	E
RODRIGUEZ ROSALES Ju cf	3	1	1	0	1	0	0	0	0	0	0	0	0	2	0	0	0	1	0	0
CASTILLO BLAIR Hecto ph	1	0	0	0	0	0	0	0	0	0	0	0	0	1	0	0	0	0	0	0
RODRIGUEZ CASTELLANO lf	4	2	3	0	1	0	0	0	1	0	0	0	0	1	0	0	0	1	0	0
RODRIGUEZ VINENT Yes 2b	4	1	2	3	0	0	0	0	0	0	0	0	0	1	0	0	0	1	1	0
VERA MESA Reinier c	4	0	2	1	0	0	0	0	0	0	0	0	0	1	0	1	0	13	0	0
04.1 Player	0	0	0	0	0	0	0	0	0	0	0	0	0	0	0	0	0	0	0	0
REYNA LOPEZ Andres pr/c	0	0	0	0	0	0	0	0	0	0	0	0	0	0	0	0	0	3	0	0
RIOS FABARS Juan Yas 1b	4	0	0	0	0	0	0	0	0	0	0	0	0	1	0	1	0	1	0	0
ROSETE TABRAUE Roger dp	4	2	2	2	0	0	2	0	0	0	0	0	0	2	0	0	0	0	0	0
LAMOTE PRADES Reynal rf	3	0	0	0	0	0	0	0	0	0	0	0	0	2	0	1	0	0	0	0
PEREZ PEREZ Osvaldo ph	1	0	1	0	0	0	0	0	0	0	0	0	0	0	0	0	0	0	0	0
DOMINGUEZ ROBLES Lui ss	2	0	0	0	0	0	0	1	1	0	0	0	0	2	0	1	0	1	1	0
RAMOS SUAREZ Yurisam 3b	3	0	1	0	1	0	0	0	0	0	0	0	0	2	0	0	0	0	1	0
ROMAN GONZALEZ Alain p	0	0	0	0	0	0	0	0	0	0	0	0	0	0	0	0	0	0	0	0
HERNANDEZ MORENO Alb p	0	0	0	0	0	0	0	0	0	0	0	0	0	0	0	0	0	0	1	0
Totals	33	6	12	6	3	0	2	1	2	0	0	0	0	15	0	4	0	21	4	0

### Botswana 0

PLAYER	AB	R	H	BI	2B	3B	HR	BB	SB	CS	HP	SH	SF	SO	IBB	KL	GDP	PO	A	E
SIMWANZA Eric cf	3	0	0	0	0	0	0	1	0	0	0	0	0	2	0	1	0	0	1	0
KETSHOGILE Ofentse ss	1	0	0	0	0	0	0	0	0	0	0	0	0	1	0	0	0	0	0	0
MANAKA Jurry ph/ss	3	0	3	0	0	0	0	0	0	0	0	0	0	0	0	0	0	1	0	0
RADITHOBANE Thabiso c	3	0	0	0	0	0	0	0	0	0	0	0	0	1	0	0	0	13	1	0
DHLODHO Thabo lf	1	0	0	0	0	0	0	0	0	0	0	0	0	1	0	0	0	1	0	0
MATLHO Kabo Tshelang ph/3b	1	0	0	0	0	0	0	0	0	0	1	0	0	1	0	0	0	0	1	0
MAZULUGWA Tiro 1b	1	0	0	0	0	0	0	2	0	0	0	0	0	0	0	0	0	4	0	0
MOALOSI Morulaganyi 3b/lf	2	0	0	0	0	0	0	0	0	0	0	0	0	2	0	0	0	1	0	0
GUDU Unaswi Pako ph	1	0	0	0	0	0	0	0	0	0	0	0	0	1	0	0	0	0	0	0
TSHELAMETSE Romeo dp/p	3	0	0	0	0	0	0	0	0	0	0	0	0	3	0	1	0	0	0	0
DITIRO Tshepho rf	2	0	1	0	0	0	0	1	0	0	0	0	0	1	0	0	0	1	0	0
MOTSHOLATHEBE Karabo p	0	0	0	0	0	0	0	0	0	0	0	0	0	0	0	0	0	0	0	0
PUAKAA Gideon p	0	0	0	0	0	0	0	0	0	0	0	0	0	0	0	0	0	0	0	0
DEKOKER Brian Thaban 2b	3	0	0	0	0	0	0	0	0	0	0	0	0	2	0	1	0	0	1	0
SAMUEL Kunyalala p	0	0	0	0	0	0	0	0	0	0	0	0	0	0	0	0	0	0	0	0
MOGALE Kagiso Johann p/rf/p	0	0	0	0	0	0	0	0	0	0	0	0	0	0	0	0	0	0	0	0
NONE Player	0	0	0	0	0	0	0	0	0	0	0	0	0	0	0	0	0	0	0	0
Totals	24	0	4	0	0	0	0	4	0	0	1	0	0	15	0	3	0	21	4	0

Cuba	IP	H	R	ER	BB	SO	WP	HP	IP	IBB	SH	SF	2B	3B	HR	AB	BF	FO	GO	NP
ROMAN GONZALEZ Alain W,1-0	4.0	2	0	0	1	9	0	1	0	0	0	0	0	0	0	14	16	2	1	53
HERNANDEZ MORENO Alb SV,1	3.0	2	0	0	3	6	0	0	0	0	0	0	0	0	0	10	13	0	2	67
Botswana	IP	H	R	ER	BB	SO	WP	HP	IP	IBB	SH	SF	2B	3B	HR	AB	BF	FO	GO	NP
SAMUEL Kunyalala L,0-1	1.2	5	2	2	0	4	0	0	0	0	0	0	2	0	1	9	9	0	0	36
MOGALE Kagiso Johann	4.1	4	1	1	1	10	1	0	0	0	0	0	0	0	1	18	19	3	1	89
MOTSHOLATHEBE Karabo	0.0	2	2	2	0	0	1	0	0	0	0	0	1	0	0	2	2	0	0	8
PUAKAA Gideon	0.0	1	1	1	0	0	1	0	0	0	0	0	0	0	0	1	1	0	0	7
TSHELAMETSE Romeo	1.0	0	0	0	0	1	1	0	0	0	0	0	0	0	0	3	3	0	2	11

Umpires: HP-SALAZAR Eliazim (MEX), 1B-ARTEAGA Juan (COL), 2B-SELDEN David (USA), 3B-DOSTAL Jiri (CZE)  
TC: JENNINGS Michael (GBR), SANNA Giovanni (ITA)  
Scorers: CRAIG Michael (USA), HÍRES Tomás (SVK), SANTOS Susana (ESP)  
Start: 10:28 Time: 2:15 Attendance: 100 Weather: Cloudy, 22°C



## GAME SUMMARY - RESULTADO DEL JUEGO 19



# VENEZUELA - DENMARK



Jun 16, 2019 at Prague (CZE) (Svoboda Ballpark)

Venezuela.....000 000 01 - 1 4 0  
Denmark.....000 000 00 - 0 0 0

### Venezuela 1

PLAYER	AB	R	H	BI	2B	3B	HR	BB	SB	CS	HP	SH	SF	SO	IBB	KL	GDP	PO	A	E
QUERALES CORONEL Her lf	3	0	1	1	0	0	0	0	1	0	0	0	1	2	0	0	0	0	0	0
OJEDA CORDERO Carlos cf	3	0	0	0	0	0	0	0	0	0	0	0	0	2	0	2	0	0	0	0
SEQUERA RAMOS Rogeli ph	1	0	0	0	0	0	0	0	0	0	0	0	0	1	0	0	0	0	0	0
FLORES SANCHEZ Rafael c	3	0	1	0	0	0	0	0	1	0	0	0	0	0	0	0	0	7	0	0
PINTO ORLANDO Luiger dp	3	0	0	0	0	0	0	0	0	0	0	0	0	1	0	0	0	0	0	0
LIMA MENDOZA Jorge L 2b	3	0	0	0	0	0	0	0	0	0	0	0	0	1	0	0	0	1	4	0
CARENO MENESES Carl 3b	3	0	2	0	0	0	0	0	2	0	0	0	0	1	0	0	0	0	1	0
ZAMBRANO STORMES Joh 1b	2	0	0	0	0	0	0	0	0	0	1	0	0	1	0	1	0	12	1	0
HERRERA FALCON Engel pr	0	0	0	0	0	0	0	0	1	0	0	0	0	0	0	0	0	0	0	0
SOLORZANO ZAMBRANO J ss	3	1	0	0	0	0	0	0	0	0	0	0	0	3	0	0	0	2	2	0
CONTRERAS JIMENEZ Ma rf	2	0	0	0	0	0	0	0	0	0	0	1	0	2	0	0	0	1	0	0
URBANEJA Erick Jose p	0	0	0	0	0	0	0	0	0	0	0	0	0	0	0	0	0	1	4	0
Totals	26	1	4	1	0	0	0	0	5	0	1	1	1	14	0	3	0	24	12	0

### Denmark 0

PLAYER	AB	R	H	BI	2B	3B	HR	BB	SB	CS	HP	SH	SF	SO	IBB	KL	GDP	PO	A	E
TERKELSEN Jens Valde lf	3	0	0	0	0	0	0	0	0	0	0	0	0	1	0	0	0	1	0	0
BROWN Anton Schioetz rf	3	0	0	0	0	0	0	0	0	0	0	0	0	0	0	0	0	0	0	0
TERKELSEN Frederik F lb	3	0	0	0	0	0	0	0	0	0	0	0	0	1	0	0	0	6	0	0
JØRGENSEN Anders Mun c	1	0	0	0	0	0	2	0	0	0	0	0	0	0	0	0	0	14	0	0
LARSEN Anton Schulze pr	0	0	0	0	0	0	0	0	0	0	0	0	0	0	0	0	0	0	0	0
JULENON Daniel Jean dp	3	0	0	0	0	0	0	0	0	0	0	0	0	1	0	0	0	0	0	0
ANDERSEN Oscar Trøjg pr	0	0	0	0	0	0	0	0	0	0	0	0	0	0	0	0	0	0	0	0
SVANE Anders Bendix ss	2	0	0	0	0	0	0	0	0	0	0	1	0	0	0	0	0	0	0	0
SIMONSEN Martin Munk cf	3	0	0	0	0	0	0	0	0	0	0	0	0	2	0	2	0	0	0	0
ISASI Alejandro Wong 3b	2	0	0	0	0	0	1	0	0	0	0	0	0	1	0	0	0	0	0	0
LOHMANN Lukas Nibe 2b	2	0	0	0	0	0	0	0	0	0	0	0	0	0	0	0	0	3	4	0
HANSEN Kim LunderOd p	0	0	0	0	0	0	0	0	0	0	0	0	0	0	0	0	0	0	2	0
Totals	22	0	0	0	0	0	3	0	0	0	0	1	0	6	0	2	0	24	6	0

Venezuela	IP	H	R	ER	BB	SO	WP	HP	IP	IBB	SH	SF	2B	3B	HR	AB	BF	FO	GO	NP
URBANEJA Erick Jose W,2-0	8.0	0	0	0	3	6	0	0	0	0	1	0	0	0	0	22	26	5	12	103

Denmark	IP	H	R	ER	BB	SO	WP	HP	IP	IBB	SH	SF	2B	3B	HR	AB	BF	FO	GO	NP
HANSEN Kim LunderOd L,1-1	8.0	4	1	0	0	14	0	1	0	0	1	1	0	0	0	26	29	4	6	110

Umpires: HP-HAND Jonathan (USA), 1B-KUSAMOTO Mitsunori (JPN),  
2B-GARCIA CUE Maykel (CUB), 3B-MATABOGE Abel (BOT)

TC: PEREZ Roberto (CAN), CASTRO Liz (DEN)

Scorers: SLINGER Stefan (NED), RICHTEROVÁ Lenka (CZE), ALMARAZ Gabriel (MEX)

Start: 13:30 Time: 1:46 Attendance: 255 Weather: Cloudy, 18 °C



## GAME SUMMARY - RESULTADO DEL JUEGO 20



# ARGENTINA - PHILIPPINES



Jun 16, 2019 at Havlíčkův Brod (CZE) (Hippas Arena)

-----  
Argentina.....161 160 - 15 14 0  
Philippines.....000 000 - 0 1 1  
-----

### Argentina 15

PLAYER	AB	R	H	BI	2B	3B	HR	BB	SB	CS	HP	SH	SF	SO	IBB	KL	GDP	PO	A	E
PEKER Alan Javier cf	3	3	2	3	1	0	1	0	0	0	1	0	0	1	0	0	0	1	0	0
MALARCZUK Juan Ladis 2b	3	1	2	3	0	0	0	0	0	0	0	0	1	0	0	0	0	0	0	0
MONTERO Mariano Albe lf	3	1	1	4	0	0	1	0	0	0	0	0	0	0	0	0	0	1	0	0
MATA CARABAJAL Huemu ph	1	0	0	0	0	0	0	0	0	0	0	0	0	0	0	0	0	0	0	0
OLHEISER Federico 1b	3	1	1	0	0	0	0	0	0	0	0	0	0	0	0	0	0	1	0	0
ZARA Juan Cruz c	3	1	1	0	0	0	0	0	0	0	0	0	0	1	0	0	0	11	0	0
EDER Federico Alejan rf	2	1	0	0	0	0	1	0	0	0	0	0	0	0	0	0	0	0	0	0
GODOY Gustavo Oscar dp	3	2	2	2	0	0	1	0	0	0	0	0	0	0	0	0	0	0	0	0
OJEDA Gonzalo August 3b	3	2	2	2	0	1	0	0	0	0	0	0	0	0	0	0	0	0	0	0
SCIALACOMO Gian Marc ss	3	3	3	1	0	0	0	0	0	0	0	0	0	0	0	0	0	0	1	0
GODOY HERBEL Roman A p	0	0	0	0	0	0	0	0	0	0	0	0	0	0	0	0	0	0	1	0
POTOLICCHIO Juan Ado p	0	0	0	0	0	0	0	0	0	0	0	0	0	0	0	0	0	0	0	0
Totals	27	15	14	15	1	1	3	1	0	0	1	0	1	2	0	0	0	15	1	0

### Philippines 0

PLAYER	AB	R	H	BI	2B	3B	HR	BB	SB	CS	HP	SH	SF	SO	IBB	KL	GDP	PO	A	E
BACARISAS Jerome ss	2	0	0	0	0	0	0	0	0	0	0	0	0	1	0	0	0	1	0	0
BATHAN Denmark cf	2	0	0	0	0	0	0	0	0	0	0	0	0	2	0	0	0	3	0	0
ABELLO Isidro dp	1	0	0	0	0	0	0	0	0	0	0	0	0	1	0	0	0	0	0	0
DE LEON Christian Pa ph/dp	1	0	0	0	0	0	0	0	0	0	0	0	0	1	0	0	0	0	0	0
PAGKALIWAGAN Michael 3b	1	0	0	0	0	0	0	0	0	0	0	0	0	1	0	0	0	0	2	0
RIPARIP Gino ph/3b	1	0	0	0	0	0	0	0	0	0	0	0	0	1	0	0	0	0	0	0
BINARAO Ernesto 1b	2	0	0	0	0	0	0	0	0	0	0	0	0	1	0	0	0	5	0	1
DEL SOCORRO Edmer c	1	0	0	0	0	0	0	0	0	0	0	0	0	1	0	0	0	2	0	0
DEL SOCORRO Earl Rya ph	1	0	0	0	0	0	0	0	0	0	0	0	0	0	0	0	0	0	0	0
MARAVILLES Ben 2b	1	0	0	0	0	0	0	0	0	0	0	0	0	0	0	0	0	2	2	0
VISAYA Julius Cesar ph	1	0	0	0	0	0	0	0	0	0	0	0	0	1	0	0	0	0	0	0
RIPARIP Gerone lf	2	0	1	0	0	0	0	0	0	0	0	0	0	1	0	0	0	1	0	0
OMANDAC Saxon rf	1	0	0	0	0	0	0	0	0	0	0	0	0	0	0	0	0	1	0	0
PAGKALIWAGAN Marlon p	0	0	0	0	0	0	0	0	0	0	0	0	0	0	0	0	0	0	0	0
MARQUEZ Gregorio p	0	0	0	0	0	0	0	0	0	0	0	0	0	0	0	0	0	0	1	0
Totals	17	0	1	0	0	0	0	0	0	0	0	0	0	11	0	0	0	15	5	1

Argentina	IP	H	R	ER	BB	SO	WP	HP	IP	IBB	SH	SF	2B	3B	HR	AB	BF	FO	GO	NP
GODOY HERBEL Roman A W,1-1	3.0	1	0	0	0	5	0	0	0	0	0	0	0	0	0	10	10	2	1	37
POTOLICCHIO Juan Ado SV,1	2.0	0	0	0	0	6	2	0	0	0	0	0	0	0	0	7	7	1	0	33
Philippines	IP	H	R	ER	BB	SO	WP	HP	IP	IBB	SH	SF	2B	3B	HR	AB	BF	FO	GO	NP
PAGKALIWAGAN Marlon L,0-1	1.2	6	7	7	1	1	0	1	0	0	0	0	1	1	1	10	12	2	1	46
MARQUEZ Gregorio	3.1	8	8	7	0	1	0	0	0	0	0	1	0	0	2	17	18	6	3	60

Umpires: HP-LOHNERT Thomas (GER), 1B-CARBALLO Enrique (CUB),  
2B-PORTEOUS Mark (NZL), 3B-MCCAULEY Damien (AUS)

TC: GUTIERREZ Ray (USA), ISBOUTS Woutrinus (NED)

Scorers: SANTOS Susana (ESP), HÍRES Tomás (SVK), CRAIG Michael (USA)

Start: 13:09 Time: 1:26 Attendance: 130 Weather: Cloudy, 20°C



## GAME SUMMARY - RESULTADO DEL JUEGO 21



# USA - SOUTH AFRICA



Jun 16, 2019 at Prague (CZE) (Svoboda Ballpark)

-----  
United States.....034 100 - 8 8 0  
South Africa.....010 000 - 1 3 1  
-----

### United States 8

PLAYER	AB	R	H	BI	2B	3B	HR	BB	SB	CS	HP	SH	SF	SO	IBB	KL	GDP	PO	A	E
LYNCH Jonathan Micha lf	2	0	0	0	0	0	0	0	0	0	0	0	0	0	0	0	0	0	0	0
TAN Marcus John lf	2	0	0	0	0	0	0	0	0	0	0	0	0	0	0	0	0	1	0	0
SCHILLER Cameron Joh ss	3	2	2	0	0	1	0	0	0	0	0	0	0	1	0	0	0	0	0	0
OCHOA Erick lb	1	1	0	0	0	0	0	1	0	0	0	0	0	0	0	0	0	2	1	0
CASTILLO Kevin John- lb	1	0	1	1	1	0	0	0	0	0	0	0	0	0	0	0	0	1	0	0
DUDLEY Tyler Isaiah 2b	3	1	0	1	0	0	0	0	1	0	0	0	0	1	0	0	0	2	0	0
RATLIFF Matthew Aaro dp	2	2	1	2	1	0	0	1	1	0	0	0	0	0	0	0	0	0	0	0
NOWACZYK Jeffrey Jam 3b	2	1	2	1	1	0	0	0	0	0	0	0	0	0	0	0	0	0	0	0
CHRISTIANSEN Jenner 3b	1	0	0	0	0	0	0	0	0	0	0	0	0	1	0	1	0	0	1	0
MULLINS Nicholas Rya c	2	0	1	1	0	0	0	0	0	0	0	0	1	1	0	1	0	7	0	0
SAENZ Gilbert Lee cf	3	1	1	1	1	0	0	0	0	0	0	0	0	0	0	0	0	0	0	0
DAVIS JR Yusef Latee rf	2	0	0	0	0	0	0	1	0	0	0	0	0	0	0	0	0	2	0	0
MANCHA Antonio Lopez p	0	0	0	0	0	0	0	0	0	0	0	0	0	0	0	0	0	0	1	0
Totals	24	8	8	7	4	1	0	3	2	0	0	0	1	4	0	2	0	15	3	0

### South Africa 1

PLAYER	AB	R	H	BI	2B	3B	HR	BB	SB	CS	HP	SH	SF	SO	IBB	KL	GDP	PO	A	E
PHALADI Phomolo Mats lb	2	0	0	0	0	0	0	1	0	0	0	0	0	0	0	0	0	4	0	0
FROST Javier Dalian ss	1	0	0	0	0	0	0	0	0	0	0	1	0	1	0	0	0	1	2	0
MOLOKOANE Sehlabi Ca rf	2	0	0	0	0	0	0	0	0	0	0	0	0	1	0	0	0	2	0	0
DE LANGE Cornelius F cf	2	0	1	0	0	0	0	0	0	0	0	0	0	0	0	0	0	1	0	0
THUPUDI Mogau Macmil dp/p	2	1	1	1	0	0	1	0	0	0	0	0	0	1	0	0	0	0	0	0
MOETI Kagiso 3b	2	0	0	0	0	0	0	0	0	0	0	0	0	1	0	0	0	1	1	0
BANN Christopher Rya 2b	2	0	1	0	0	0	0	0	0	0	0	0	0	0	0	0	0	1	1	0
MASENGI Pontsho Ashl pr	0	0	0	0	0	0	0	0	0	0	0	0	0	0	0	0	0	0	0	0
HATTINGH Rian Johann lf	1	0	0	0	0	0	0	0	0	0	0	0	0	1	0	0	0	1	0	0
THOMASON William Edw lf	1	0	0	0	0	0	0	0	0	0	0	0	0	1	0	0	0	0	0	0
HLANGA Matsobane Geo c	1	0	0	0	0	0	0	0	0	0	0	1	0	1	0	0	0	4	0	0
KEKANA Tidima Barnat p	0	0	0	0	0	0	0	0	0	0	0	0	0	0	0	0	0	0	0	1
NONE Player	0	0	0	0	0	0	0	0	0	0	0	0	0	0	0	0	0	0	0	0
Totals	16	1	3	1	0	0	1	1	0	0	0	2	0	7	0	0	0	15	4	1

United States	IP	H	R	ER	BB	SO	WP	HP	IP	IBB	SH	SF	2B	3B	HR	AB	BF	FO	GO	NP
MANCHA Antonio Lopez W,2-0	5.0	3	1	1	1	7	0	0	0	0	2	0	0	0	1	16	19	3	5	64
South Africa	IP	H	R	ER	BB	SO	WP	HP	IP	IBB	SH	SF	2B	3B	HR	AB	BF	FO	GO	NP
KEKANA Tidima Barnat L,0-3	2.0	2	3	2	1	3	0	0	0	0	0	0	2	0	0	9	10	2	1	42
THUPUDI Mogau Macmil	3.0	6	5	5	2	1	2	0	0	0	0	1	2	1	0	15	18	5	4	57

Umpires: HP-GERRIOR Darren (CAN), 1B-GALLANT Andrew (CAN),  
2B-RINDFLEISH Scott (AUS), 3B-JAKOBSEN Jens (DEN)  
TC: PEREZ Roberto (CAN), VAN OS Brian (CAN)  
Scorers: WINKLER Stephanie (GER), SECKAR Alois (CZE), STOOVELAAR Marco (NED)  
Start: 16:30 Time: 1:16 Attendance: 250 Weather: Partly cloudy, 23°C



## GAME SUMMARY - RESULTADO DEL JUEGO 22



### NEW ZEALAND - MEXICO



Jun 16, 2019 at Havlíčkův Brod (CZE) (Hippos Arena)

```
-----
New Zealand.....010 210 00 - 4 7 2
Mexico.....000 010 31 - 5 8 1
-----
```

#### New Zealand 4

PLAYER	AB	R	H	BI	2B	3B	HR	BB	SB	CS	HP	SH	SF	SO	IBB	KL	GDP	PO	A	E
ENOKA Benjamin Richa cf	3	1	1	1	0	0	0	2	0	0	0	0	0	0	0	0	0	1	0	0
MAKEA Reilly Jazz Ar lf	3	0	1	1	0	0	0	1	0	0	0	0	0	2	0	0	0	0	0	0
ENOKA Campbell Dunca lf	0	0	0	0	0	0	0	1	0	0	0	0	0	0	0	0	0	1	0	0
NUKUNUKU Nathan Walt 2b	2	0	0	0	0	0	0	0	0	0	1	0	0	1	0	0	0	0	1	0
EVANS Joel James 2b	2	0	0	0	0	0	0	0	0	0	0	0	0	0	0	0	0	1	0	1
LAULU Wayne dp	2	0	1	0	0	0	0	2	0	0	0	0	0	0	0	0	0	0	0	0
RAEMAKI Jerome Devon lb	2	0	0	0	0	0	0	1	0	0	0	0	0	0	0	0	0	6	0	0
ENOKA Thomas David ph/lb	0	0	0	0	0	0	0	1	0	0	0	0	0	0	0	0	0	0	0	0
EVANS Cole Stuart ss	4	1	1	0	0	0	0	0	0	0	0	0	0	1	0	0	0	0	1	0
WATT Jackson Rowland rf	3	1	0	0	0	0	0	1	0	0	0	0	0	0	0	0	0	0	0	0
COMPAIN Kallan Hugh c	2	1	2	1	1	0	0	0	0	0	0	1	1	0	0	0	0	14	0	1
HARBROW Joshua Georg 3b	4	0	1	0	0	0	0	0	0	0	0	0	0	2	0	0	0	1	0	0
PETTETT Joshua Aaron p	0	0	0	0	0	0	0	0	0	0	0	0	0	0	0	0	0	0	3	0
HAYES Nikki Jasper p	0	0	0	0	0	0	0	0	0	0	0	0	0	0	0	0	0	0	0	1
Totals	27	4	7	3	1	0	0	9	0	0	1	1	1	6	0	0	1	23	6	2

#### Mexico 5

PLAYER	AB	R	H	BI	2B	3B	HR	BB	SB	CS	HP	SH	SF	SO	IBB	KL	GDP	PO	A	E
VILLALVAZO PENA Lenn 3b	4	0	2	3	0	0	0	0	0	0	0	0	0	1	0	1	0	2	2	1
CARDONA BUSTAMANTE J ss	3	0	0	0	0	0	0	0	0	0	0	0	0	3	0	0	0	0	3	0
DURAZO DURAZO Daniel ph	1	0	0	0	0	0	0	0	0	0	0	0	0	0	0	0	0	0	0	0
LOPEZ DELGADO Edgar rf/lb	3	0	0	0	0	0	0	1	0	0	0	0	0	0	1	0	0	7	1	0
DELGADILLO HERNANDEZ dp	4	0	1	0	0	0	0	0	0	1	0	0	0	3	0	0	0	0	0	0
OSUNA PERAZA Alan De lf	1	0	0	0	0	0	0	1	1	0	0	0	0	0	0	0	0	1	0	0
SALGADO CARRILLO Ala lf	1	1	0	0	0	0	0	1	0	0	0	0	0	1	1	0	0	0	0	0
PENA OSUNA Ismael 2b	3	1	1	0	0	0	0	1	0	0	0	0	0	1	1	0	0	3	2	0
GARCIA VILLALOBOS Iv c	4	2	2	0	0	0	0	0	0	0	0	0	0	1	0	0	0	6	1	0
MARQUEZ SANTANA Carl lb	2	0	1	0	0	0	0	0	0	0	0	0	0	1	0	1	0	4	1	0
GONZALEZ RUBIO Marco pr/rf	2	1	1	1	0	0	0	0	0	0	0	0	0	0	0	0	0	0	0	0
RODRIGUEZ PENA Julio cf	3	0	0	0	0	0	0	0	0	0	0	0	0	2	0	0	0	1	0	0
ORDAZ LOPEZ Carlos M p	0	0	0	0	0	0	0	0	0	0	0	0	0	0	0	0	0	0	0	0
MUNOZ LEON Jonathan p	0	0	0	0	0	0	0	0	0	0	0	0	0	0	0	0	0	0	0	0
DUENAS LEDEZMA Adan p	0	0	0	0	0	0	0	0	0	0	0	0	0	0	0	0	0	0	0	0
HERNANDEZ CUETO Jose p	0	0	0	0	0	0	0	0	0	0	0	0	0	0	0	0	0	0	0	0
Totals	31	5	8	4	0	0	0	4	1	1	0	0	0	13	3	2	0	24	10	1

New Zealand	IP	H	R	ER	BB	SO	WP	HP	IP	IBB	SH	SF	2B	3B	HR	AB	BF	FO	GO	NP
PETTETT Joshua Aaron	4.2	4	1	1	1	7	0	0	0	0	0	0	0	0	0	18	19	2	5	74
HAYES Nikki Jasper L,1-1	3.0	4	4	3	3	6	1	0	0	3	0	0	0	0	0	13	16	1	1	48

Mexico	IP	H	R	ER	BB	SO	WP	HP	IP	IBB	SH	SF	2B	3B	HR	AB	BF	FO	GO	NP
ORDAZ LOPEZ Carlos M	1.2	2	1	1	3	0	0	0	0	0	0	0	1	0	0	7	10	2	3	44
MUNOZ LEON Jonathan	2.1	3	3	1	2	4	2	1	0	0	1	0	0	0	0	10	14	1	2	55
DUENAS LEDEZMA Adan	3.0	2	0	0	4	1	1	0	0	0	0	1	0	0	0	8	13	4	2	56
HERNANDEZ CUETO Jose W,1-1	1.0	0	0	0	0	1	1	0	0	0	0	0	0	0	0	2	2	0	1	11

Umpires: HP-HORA Jan (CZE), 1B-DOSTAL Jiri (CZE),  
2B-ARTEAGA Juan (COL), 3B-SELDEN II David (USA)  
TC: GUTIERREZ Ray (USA), ISBOUITS Woutrinus (NED)  
Scorers: CRAIG Greta (USA), GOLÁN Radek (CZE), PIERI Stefano (ITA)  
Start: 16:01 Time: 2:50 Attendance: 350 Weather: Cloudy, 18°C



## GAME SUMMARY - RESULTADO DEL JUEGO 23



# AUSTRALIA - CANADA



Jun 16, 2019 at Prague (CZE) (Svoboda Ballpark)

```

-----
Australia.....000 001 0 - 1 2 0
Canada.....000 310 X - 4 5 0
-----

```

### Australia 1

PLAYER	AB	R	H	BI	2B	3B	HR	BB	SB	CS	HP	SH	SF	SO	IBB	KL	GDP	PO	A	E
MATHEWS Hayden Andre lf	2	0	0	0	0	0	0	0	0	0	0	0	0	2	0	2	0	1	0	0
O'LEARY Liam Haukana ph/lf	1	1	1	1	0	0	1	0	0	0	0	0	0	0	0	0	0	0	0	0
TODHUNTER James Came lb	3	0	0	0	0	0	0	0	0	0	0	0	0	2	0	2	0	3	0	0
SHAILES Nicholas Pau ss	3	0	1	0	0	0	0	0	0	0	0	0	0	0	0	0	0	4	0	0
KIRKPATRICK Andrew T dp/p/dp	2	0	0	0	0	0	1	0	0	0	0	0	0	2	0	0	0	0	0	0
MCGOVERN Joshua Fran pr/dp	0	0	0	0	0	0	0	0	0	0	0	0	0	0	0	0	0	0	0	0
O'BYRNE Brendon Thom 2b	2	0	0	0	0	0	1	1	0	0	0	0	0	0	0	0	0	1	1	0
NORTON Nicholas Luck c	2	0	0	0	0	0	0	0	0	0	0	0	0	1	0	1	0	7	0	0
PURCELL James Daniel c	1	0	0	0	0	0	0	0	0	0	0	0	0	1	0	0	0	0	0	0
WRIGHT Jett Kelsay 3b	2	0	0	0	0	0	0	0	0	0	0	0	0	1	0	0	0	0	0	0
BEASHEL Callum Paul rf	2	0	0	0	0	0	0	0	0	0	0	0	0	1	0	0	0	2	0	0
SINCLAIR Ryan Walter cf	2	0	0	0	0	0	0	0	0	0	0	0	0	0	0	0	0	0	0	0
FOLKARD Adam Peter p	0	0	0	0	0	0	0	0	0	0	0	0	0	0	0	0	0	0	0	0
NONE Player	0	0	0	0	0	0	0	0	0	0	0	0	0	0	0	0	0	0	0	0
PETERS Harrison Lind p	0	0	0	0	0	0	0	0	0	0	0	0	0	0	0	0	0	0	2	0
Totals	22	1	2	1	0	0	1	2	1	0	0	0	0	10	0	5	0	18	3	0

### Canada 4

PLAYER	AB	R	H	BI	2B	3B	HR	BB	SB	CS	HP	SH	SF	SO	IBB	KL	GDP	PO	A	E
ROY Mathieu lf	3	1	1	0	0	0	0	0	0	0	0	0	0	1	0	0	0	0	0	0
EZEKIEL Bradley Jose cf	3	1	2	1	1	0	0	0	0	0	0	0	0	1	0	0	0	2	0	0
MAYSON Derek Ross 3b	3	1	1	3	0	0	1	0	0	0	0	0	0	1	0	0	0	0	1	0
MULLALEY Stephen Art lb	2	0	0	0	0	0	0	1	0	0	0	0	0	0	0	0	0	6	0	0
HILL Jason John dp	3	0	0	0	0	0	0	0	0	0	0	0	0	1	0	0	0	0	0	0
ELLSWORTH Jeffery rf	3	0	0	0	0	0	0	0	0	0	0	0	0	0	0	0	0	2	0	0
PAULI Tyler 2b	2	0	0	0	0	0	0	0	0	0	0	0	0	1	0	0	0	1	2	0
BOLAND Ryan David c	2	0	0	0	0	0	0	0	0	0	0	0	0	1	0	0	0	10	0	0
WALUSHKA Kristopher ss	2	1	1	0	0	0	0	0	0	0	0	0	0	1	0	0	0	0	0	0
CLEARY Sean p	0	0	0	0	0	0	0	0	0	0	0	0	0	0	0	0	0	0	1	0
Totals	23	4	5	4	1	0	1	1	0	0	0	0	0	7	0	0	0	21	4	0

Australia	IP	H	R	ER	BB	SO	WP	HP	IP	IBB	SH	SF	2B	3B	HR	AB	BF	FO	GO	NP
FOLKARD Adam Peter L,0-1	4.0	3	3	3	1	6	0	0	0	0	0	0	0	0	1	15	16	6	0	78
KIRKPATRICK Andrew T	1.0	2	1	1	0	1	0	0	0	0	0	0	1	0	0	5	5	1	1	27
PETERS Harrison Lind	1.0	0	0	0	0	0	0	0	0	0	0	0	0	0	0	3	3	0	3	8
Canada	IP	H	R	ER	BB	SO	WP	HP	IP	IBB	SH	SF	2B	3B	HR	AB	BF	FO	GO	NP
CLEARY Sean W,2-0	7.0	2	1	1	2	10	0	0	0	0	0	0	0	0	1	22	24	5	5	102

Umpires: HP-POHL Gregory (USA), 1B-GARCIA CUE Maykel (CUB),  
 2B-MATABOGE Abel (BOT), 3B-KUSAMOTO Mitsunori (JPN)  
 TC: PEREZ Roberto (CAN), CASTRO Liz (DEN)  
 Scorers: STOOVELAAR Marco (NED), SECKÁR Alois (CZE), WINKLER Stephanie (GER)  
 Start: 19:30 Time: 1:52 Attendance: 300 Weather: Cloudy, 22°C



## GAME SUMMARY - RESULTADO DEL JUEGO 24



### CZECH REPUBLIC - JAPAN



Jun 16, 2019 at Havlíčkův Brod (CZE) (Hippos Arena)

-----  
Czech Republic.....300 000 0 - 3 2 0  
Japan.....110 110 X - 4 9 1  
-----

#### Czech Republic 3

PLAYER	AB	R	H	BI	2B	3B	HR	BB	SB	CS	HP	SH	SF	SO	IBB	KL	GDP	PO	A	E
SVOBODA Vaclav 2b	3	1	1	0	0	0	0	0	0	0	0	0	0	1	0	1	0	1	3	0
KOLKUS Patrik 1b	2	1	0	0	0	0	0	1	0	0	0	0	0	2	0	1	0	4	0	0
MERTL David c	2	1	0	0	0	0	0	1	0	0	0	0	0	1	0	1	0	6	0	0
MALY Marek dp	2	0	0	1	0	0	0	0	0	0	0	0	0	2	0	1	0	0	0	0
KOPESNY Patrik cf	2	0	0	0	0	0	0	0	0	0	1	0	0	1	0	0	0	0	0	0
KOLSCH Michal rf	3	0	1	2	0	0	0	0	0	0	0	0	0	2	0	0	0	1	0	0
VACHA Petr lf	3	0	0	0	0	0	0	0	0	0	0	0	0	2	0	1	0	2	0	0
PETR TomaS ss	3	0	0	0	0	0	0	0	0	0	0	0	0	1	0	1	0	3	0	0
KORSAK JiSi 3b	3	0	0	0	0	0	0	0	0	0	0	0	0	1	0	1	0	1	0	0
HOLOBRADEK Michal p	0	0	0	0	0	0	0	0	0	0	0	0	0	0	0	0	0	0	1	0
JOSKA Marek p	0	0	0	0	0	0	0	0	0	0	0	0	0	0	0	0	0	0	0	0
Totals	23	3	2	3	0	0	0	2	0	0	1	0	0	13	0	7	0	18	4	0

#### Japan 4

PLAYER	AB	R	H	BI	2B	3B	HR	BB	SB	CS	HP	SH	SF	SO	IBB	KL	GDP	PO	A	E
UNE Ryoyu ss	3	2	2	0	0	0	0	1	0	0	0	0	0	0	0	0	0	1	1	0
YASUMI Kotaro 2b	3	0	2	1	0	0	0	1	0	0	0	0	0	0	0	0	0	0	1	0
MATSUDA Hikaru dp/p	4	0	1	2	0	0	0	0	0	0	0	0	0	2	0	0	0	0	1	0
OISHI Tsukasa c	4	0	0	0	0	0	0	0	0	0	0	0	0	0	0	0	0	13	1	1
MIYAJI Mitsuru cf	2	0	1	0	0	0	0	1	0	0	0	0	0	1	0	0	0	0	0	0
KUROIWA Seii pr/cf	0	1	0	0	0	0	0	0	0	0	0	0	0	0	0	0	0	0	0	0
MORITA Yusuke lf	3	0	1	0	0	0	0	0	0	0	0	0	0	1	0	0	0	0	0	0
KATAOKA Taiyo 1b	3	0	2	1	0	0	0	0	1	0	0	0	0	0	0	0	0	6	0	0
INOUE Tomonori 3b	2	0	0	0	0	0	0	1	0	0	0	0	0	1	0	0	0	0	1	0
TSUTSUI Takuto 3b	0	0	0	0	0	0	0	0	0	0	0	0	0	0	0	0	0	0	1	0
IKEDA Hiroto rf	3	1	0	0	0	0	0	0	1	0	0	0	0	1	0	0	0	1	0	0
TAKAHASHI Hayami p	0	0	0	0	0	0	0	0	0	0	0	0	0	0	0	0	0	0	0	0
NONE Player	0	0	0	0	0	0	0	0	0	0	0	0	0	0	0	0	0	0	0	0
Totals	27	4	9	4	0	0	0	4	2	0	0	0	0	6	0	0	0	21	6	1

Czech Republic	IP	H	R	ER	BB	SO	WP	HP	IP	IBB	SH	SF	2B	3B	HR	AB	BF	FO	GO	NP
HOLOBRADEK Michal	4.0	7	3	3	3	3	1	0	0	0	0	0	0	0	0	19	22	3	6	93
JOSKA Marek L,0-1	2.0	2	1	1	1	3	3	0	0	0	0	0	0	0	0	8	9	3	0	37

Japan	IP	H	R	ER	BB	SO	WP	HP	IP	IBB	SH	SF	2B	3B	HR	AB	BF	FO	GO	NP
TAKAHASHI Hayami	0.1	2	3	2	2	1	0	0	0	0	0	0	0	0	0	3	6	0	0	20
MATSUDA Hikaru W,2-0	6.2	0	0	0	0	12	0	1	0	0	0	0	0	0	0	20	21	2	6	82

Umpires: HP-KAIARUNA Anthony (NZL), 1B-PORTEOUS Mark (NZL),  
2B-MCCAULEY Damien (AUS), 3B-CARBALLO Enrique (CUB)

TC: GUTIERREZ Ray (USA), ISBOUTS Woutrinus (NED)

Scorers: PIERI Stefano (ITA), GOLAN Radek (CZE), CRAIG Greta (USA)

Start: 19:30 Time: 2:05 Attendance: 780 Weather: Partly Cloudy, 19°C





## GAME SUMMARY - RESULTADO DEL JUEGO 25



# MEXICO - CUBA



Jun 17, 2019 at Prague (CZE) (Svoboda Ballpark)

```
-----
Mexico.....000 101 0 - 2 5 1
Cuba.....200 032 X - 7 8 1
-----
```

### Mexico 2

PLAYER	AB	R	H	BI	2B	3B	HR	BB	SB	CS	HP	SH	SF	SO	IBB	KL	GDP	PO	A	E
VILLALVAZO PENA Lenn 3b	3	1	0	0	0	0	0	1	1	0	0	0	0	2	0	1	0	0	1	0
PENA OSUNA Ismael 2b	3	1	1	1	0	0	1	0	0	0	0	0	0	1	0	1	0	3	3	0
LOPEZ DELGADO Edgar 1b	2	0	0	0	0	0	0	1	0	0	0	0	0	0	1	0	0	5	0	0
DELGADILLO HERNANDEZ dp	3	0	0	0	0	0	0	0	0	0	0	0	0	0	0	0	0	0	0	0
SALGADO CARRILLO Ala lf	3	0	1	1	0	0	0	0	0	0	0	0	0	0	0	0	0	0	0	0
GONZALEZ RUBIO Marco rf	3	0	1	0	0	0	0	0	0	0	0	0	0	0	0	0	0	1	1	0
SANCHEZ LOPEZ Ernest c	3	0	0	0	0	0	0	0	0	0	0	0	0	0	0	0	0	5	0	0
CARDONA BUSTAMANTE J ss	2	0	0	0	0	0	0	0	0	0	0	0	0	1	0	0	0	3	4	0
GARCIA VILLALOBOS Iv ph	1	0	1	0	0	0	0	0	0	0	0	0	0	0	0	0	0	0	0	0
RODRIGUEZ PENA Julio cf	2	0	1	0	0	0	0	0	0	0	0	0	0	0	0	0	0	1	0	0
DURAZO DURAZO Daniel ph	1	0	0	0	0	0	0	0	0	0	0	0	0	0	0	0	1	0	0	0
MUNOZ LEON Jonathan p	0	0	0	0	0	0	0	0	0	0	0	0	0	0	0	0	0	0	0	0
HERNANDEZ CUETO Jose p	0	0	0	0	0	0	0	0	0	0	0	0	0	0	0	0	0	0	0	1
DUENAS LEDEZMA Adan p	0	0	0	0	0	0	0	0	0	0	0	0	0	0	0	0	0	0	1	0
Totals	26	2	5	2	0	0	1	2	1	0	0	0	0	4	1	2	1	18	10	1

### Cuba 7

PLAYER	AB	R	H	BI	2B	3B	HR	BB	SB	CS	HP	SH	SF	SO	IBB	KL	GDP	PO	A	E
RODRIGUEZ ROSALES Ju cf	3	2	2	1	1	0	0	1	0	0	0	0	0	1	0	0	0	1	0	0
RODRIGUEZ CASTELLANO lf	3	2	1	0	0	0	0	1	0	0	0	0	0	1	0	0	0	0	0	0
RODRIGUEZ VINENT Yes 2b	2	1	2	0	0	0	0	1	0	0	0	0	1	0	0	0	0	3	5	0
VERA MESA Reinier c	4	1	1	1	0	0	0	0	0	0	0	0	0	1	0	0	0	3	2	0
RIOS FABARS Juan Yas 1b	3	0	1	1	0	0	0	0	0	0	0	0	0	0	0	0	0	13	0	0
ROSETE TABRAUE Roger dp	1	0	1	1	0	0	0	2	0	0	0	0	0	0	0	0	0	0	0	0
LAMOTE PRADES Reynal rf	3	0	0	0	0	0	0	0	0	0	0	0	0	0	0	0	0	0	0	0
DOMINGUEZ ROBLES Lui ss	1	0	0	0	0	0	0	1	0	0	0	0	0	1	0	1	0	1	8	1
CASTILLO BLAIR Hecto ph	1	1	1	0	0	0	0	0	0	0	0	0	0	0	0	0	0	0	0	0
RAMOS SUAREZ Yurisam 3b	2	0	0	0	0	0	0	0	0	0	0	1	0	0	0	0	1	0	0	0
ROMAN GONZALEZ Alain p	0	0	0	0	0	0	0	0	0	0	0	0	0	0	0	0	0	0	0	0
HERNANDEZ MORENO Alb p	0	0	0	0	0	0	0	0	0	0	0	0	0	0	0	0	0	0	0	0
PLUTIN QUINTERO Gube p	0	0	0	0	0	0	0	0	0	0	0	0	0	0	0	0	0	0	1	0
Totals	23	7	8	6	1	0	0	6	0	0	0	1	1	4	0	1	1	21	16	1

Mexico	IP	H	R	ER	BB	SO	WP	HP	IP	IBB	SH	SF	2B	3B	HR	AB	BF	FO	GO	NP
MUNOZ LEON Jonathan L,0-2	1.1	0	2	2	3	0	2	0	0	0	0	1	0	0	0	3	7	2	2	25
HERNANDEZ CUETO Jose	3.2	5	3	3	3	4	0	0	0	0	0	0	1	0	0	15	18	2	4	64
DUENAS LEDEZMA Adan	1.0	3	2	2	0	0	0	0	0	0	1	0	0	0	0	5	6	0	3	17

Cuba	IP	H	R	ER	BB	SO	WP	HP	IP	IBB	SH	SF	2B	3B	HR	AB	BF	FO	GO	NP
ROMAN GONZALEZ Alain W,2-0	4.0	1	1	1	2	2	0	0	0	1	0	0	0	0	0	13	15	0	10	54
HERNANDEZ MORENO Alb	1.0	2	1	1	0	1	0	0	0	0	0	0	0	0	1	5	5	1	1	17
PLUTIN QUINTERO Gube SV,1	2.0	2	0	0	0	1	0	0	0	0	0	0	0	0	0	8	8	0	4	29

Umpires: HP-ARTEAGA Juan (COL), 1B-MATABOGE Abel (BOT),  
2B-GERRIOR Darren (CAN), 3B-TOVAR Manuel (VEN)  
TC: JENNINGS Michael (GBR), ISBOUITS Woutrinus (NED)  
Scorers: PIERI Stefano (ITA), SECKAR Alois (CZE), SLINGER Stefan (NED)  
Start: 10:29 Time: 1:57 Attendance: 1025 Weather: Sunny, 20°C



## GAME SUMMARY - RESULTADO DEL JUEGO 26



# SOUTH AFRICA - SINGAPORE



Jun 17, 2019 at Havlíčkův Brod (CZE) (Hippos Arena)

```
-----
South Africa.....200 010 0 - 3 4 0
Singapore.....000 101 2 - 4 7 1
-----
```

### South Africa 3

PLAYER	AB	R	H	BI	2B	3B	HR	BB	SB	CS	HP	SH	SF	SO	IBB	KL	GDP	PO	A	E
DE LANGE Cornelius F cf	2	1	1	0	1	0	0	1	0	0	1	0	0	0	0	0	0	1	0	0
FROST Javier Dalian ss	4	1	1	2	0	0	1	0	0	0	0	0	0	2	0	0	0	1	1	0
THUPUDI Mogau Macmil dp/p/3b	2	0	0	0	0	0	1	0	0	0	0	0	1	0	1	0	1	0	0	0
MOLOKOANE Sehlabi Ca rf	2	0	0	0	0	0	0	0	0	0	0	1	0	2	0	0	0	0	0	0
THOMASON William Edw lb	3	0	1	0	0	0	0	0	0	0	0	0	0	1	0	0	0	3	0	0
MOETI Kagiso 3b	2	0	0	0	0	0	0	0	0	0	0	0	0	0	0	0	0	0	2	0
HATTINGH Rian Johann ph	1	0	0	0	0	0	0	0	0	0	0	0	0	0	0	0	0	0	0	0
KEKANA Tidima Barnat p	0	0	0	0	0	0	0	0	0	0	0	0	0	0	0	0	0	0	0	0
CHEPAPE Isaiah Manko c	3	0	0	0	0	0	0	0	0	0	0	0	1	0	1	0	8	1	0	0
BANN Christopher Rya 2b	2	0	0	0	0	0	0	0	0	0	0	0	0	0	0	0	0	4	0	0
JACOBS Luke Jonathan ph	1	0	0	0	0	0	0	0	0	0	0	0	1	0	0	0	0	0	0	0
MATSWENYANE Mandla G lf	3	1	1	1	0	0	1	0	0	0	0	0	0	0	0	0	0	2	0	0
MANAKA Manhlane Pete p	0	0	0	0	0	0	0	0	0	0	0	0	0	0	0	0	0	1	0	0
NONE Player	0	0	0	0	0	0	0	0	0	0	0	0	0	0	0	0	0	0	0	0
Totals	25	3	4	3	1	0	2	2	0	0	1	1	0	8	0	2	0	20	4	0

### Singapore 4

PLAYER	AB	R	H	BI	2B	3B	HR	BB	SB	CS	HP	SH	SF	SO	IBB	KL	GDP	PO	A	E
TAM Joshua Jun Wen, 3b	3	1	1	0	0	0	0	1	0	0	0	0	0	1	0	0	0	0	1	0
FOO Say Kian rf/lb	3	1	2	0	0	0	0	1	0	0	0	0	0	0	0	0	0	4	1	0
HAN YuChou, Dominic lf	3	0	0	0	0	0	0	0	0	0	1	0	3	0	0	0	0	1	0	0
TAN Tai Jin, Jeron lb/dp/p	3	0	0	1	0	0	0	0	0	0	0	0	1	0	0	0	0	6	0	0
TAN Ding Quan, Ivan 2b	3	0	0	0	0	0	0	0	0	0	0	0	0	2	0	0	0	1	4	0
SEAH Schuyler Jia Le dp/rf	3	1	2	0	1	0	0	0	0	0	0	0	0	0	0	0	0	0	0	0
NG Ee Han, Ivan c	2	1	1	1	0	0	1	0	0	0	0	0	0	0	0	0	0	7	1	0
LOW Zu Ray pr	0	0	0	0	0	0	0	0	0	0	0	0	0	0	0	0	0	0	0	0
OH Ziglar cf	2	0	1	1	0	1	0	1	0	0	0	0	0	0	0	0	0	2	0	0
MOHAMMAD NOORHAM Moh ss	1	0	0	0	0	0	0	0	0	0	0	0	0	0	0	0	0	0	0	1
CHEW Marcus Shi Phng ph	1	0	0	0	0	0	0	0	0	0	0	0	0	1	0	0	0	0	0	0
AMIRUDIN Muhammad Fa ph	1	0	0	0	0	0	0	0	0	0	0	0	0	1	0	1	0	0	0	0
CHIA Audric Shaw Han ss	0	0	0	0	0	0	0	0	0	0	0	0	0	0	0	0	0	0	0	0
ONG Jun Heng Aloysiu p	0	0	0	0	0	0	0	0	0	0	0	0	0	0	0	0	0	0	0	0
TAN Jun Kai, Watson p	0	0	0	0	0	0	0	0	0	0	0	0	0	0	0	0	0	0	0	0
NONE Player	0	0	0	0	0	0	0	0	0	0	0	0	0	0	0	0	0	0	0	0
Totals	25	4	7	3	1	1	0	4	0	0	0	1	1	8	0	1	0	21	7	1

South Africa	IP	H	R	ER	BB	SO	WP	HP	IP	IBB	SH	SF	2B	3B	HR	AB	BF	FO	GO	NP
MANAKA Manhlane Pete	3.0	5	1	1	2	3	1	0	0	0	1	0	1	0	0	13	16	2	4	60
THUPUDI Mogau Macmil	3.0	1	2	2	2	4	0	0	0	0	0	0	0	1	0	10	12	4	1	50
KEKANA Tidima Barnat L,0-4	0.2	1	1	1	0	1	2	0	0	0	0	1	0	0	0	2	3	1	0	13

Singapore	IP	H	R	ER	BB	SO	WP	HP	IP	IBB	SH	SF	2B	3B	HR	AB	BF	FO	GO	NP
ONG Jun Heng Aloysiu	5.0	3	3	3	1	7	1	1	0	0	0	0	0	0	2	18	20	3	5	81
TAN Jun Kai, Watson	1.2	1	0	0	1	0	0	0	0	0	1	0	1	0	0	6	8	2	3	26
TAN Tai Jin, Jeron W,1-0	0.1	0	0	0	0	1	0	0	0	0	0	0	0	0	1	1	0	0	0	3

Umpires: HP-JAKOBSEN Jens (DEN), 1B-CARBALLO Enrique (CUB),  
2B-POHL Gregory (USA), 3B-DOSTAL Jiri (CZE)

TC: GUTIERREZ Ray (USA), VAN OS Brian (CAN)

Scorers: CRAIG Michael (USA), GOLÁN Radek (CZE), WINKLER Stephanie (GER)

Start: 10:31 Time: 1:56 Attendance: 330 Weather: Sunny, 21°C



## GAME SUMMARY - RESULTADO DEL JUEGO 27



# BOTSWANA - NEW ZEALAND



Jun 17, 2019 at Prague (CZE) (Svoboda Ballpark)

Botswana.....000 00 - 0 1 1  
New Zealand.....300 4X - 7 6 0

### Botswana 0

PLAYER	AB	R	H	BI	2B	3B	HR	BB	SB	CS	HP	SH	SF	SO	IBB	KL	GDP	PO	A	E
MANAKA Jurry ss	2	0	0	0	0	0	0	0	0	0	0	0	0	2	0	2	0	2	2	0
SIMWANZA Eric cf	2	0	0	0	0	0	0	0	0	0	0	0	0	2	0	0	0	0	0	0
RADITHOBANE Thabiso c	2	0	1	0	0	0	0	0	0	0	0	0	0	1	0	0	0	8	1	0
MAZULUGWA Tiro lf/lb	2	0	0	0	0	0	0	0	0	0	0	0	0	2	0	1	0	0	0	0
TSHELAMETSE Romeo dp	2	0	0	0	0	0	0	0	0	0	0	0	0	0	0	0	0	0	0	0
DEKOKER Brian Thaban 2b	2	0	0	0	0	0	0	0	0	0	0	0	0	2	0	0	0	0	0	0
DITIRO Tshepho rf	1	0	0	0	0	0	0	0	0	0	0	0	0	1	0	0	0	0	0	1
DHLODHLO Thabo ph	0	0	0	0	0	0	0	1	0	0	0	0	0	0	0	0	0	0	0	0
MOALOSI Morulaganyi 1b/lf	1	0	0	0	0	0	0	0	0	0	0	0	0	0	0	0	0	1	2	0
SAMUEL Kunyalala ph	1	0	0	0	0	0	0	0	0	0	0	0	0	1	0	0	0	0	0	0
MATLHO Kabo Tshepang 3b	1	0	0	0	0	0	0	0	0	0	0	0	0	1	0	0	0	1	0	0
MOGALE Kagiso Johann p	0	0	0	0	0	0	0	0	0	0	0	0	0	0	0	0	0	0	0	0
Totals	16	0	1	0	0	0	0	1	0	0	0	0	0	12	0	3	0	12	5	1

### New Zealand 7

PLAYER	AB	R	H	BI	2B	3B	HR	BB	SB	CS	HP	SH	SF	SO	IBB	KL	GDP	PO	A	E
ENOKA Benjamin Richa cf	2	2	2	2	0	0	1	1	0	0	0	0	0	0	0	0	0	0	0	0
EVANS Joel James 2b	3	0	0	0	0	0	0	0	0	0	0	0	0	3	0	1	0	0	2	0
NUKUNUKU Nathan Walt 1b	1	1	0	0	0	0	0	1	1	0	0	0	0	1	0	1	0	3	0	0
ENOKA Thomas David lf	2	1	1	2	1	0	0	0	0	0	0	0	0	0	0	0	0	0	0	0
LAULU Wayne dp	1	1	1	0	1	0	0	1	0	0	0	0	0	0	0	0	0	0	0	0
EVANS Cole Stuart ss	2	1	1	1	0	1	0	0	0	1	0	0	0	0	0	0	0	0	0	0
WATT Jackson Rowland rf	2	0	0	0	0	0	0	0	0	0	0	0	0	2	0	0	0	0	0	0
VAN LIESHOUT Zane An c	2	0	0	0	0	0	0	0	0	0	0	0	0	2	0	0	0	12	0	0
BARTORILLO Tyron Jai 3b	2	1	1	0	0	0	0	0	0	0	0	0	0	0	0	0	0	0	0	0
CHAPMAN Daniel Willi p	0	0	0	0	0	0	0	0	0	0	0	0	0	0	0	0	0	0	1	0
Totals	17	7	6	5	2	1	1	3	1	1	0	0	0	8	0	2	0	15	3	0

Botswana	IP	H	R	ER	BB	SO	WP	HP	IP	IBB	SH	SF	2B	3B	HR	AB	BF	FO	GO	NP
MOGALE Kagiso Johann L,1-2	4.0	6	7	7	3	8	3	0	0	0	0	0	2	1	1	17	20	0	3	97
New Zealand	IP	H	R	ER	BB	SO	WP	HP	IP	IBB	SH	SF	2B	3B	HR	AB	BF	FO	GO	NP
CHAPMAN Daniel Willi W,2-0	5.0	1	0	0	1	12	0	0	0	0	0	0	0	0	0	16	17	0	3	67

Umpires: HP-KUSAMOTO Mitsunori (JPN), 1B-SELDEN David (USA),  
2B-LOHNERT Thomas (GER), 3B-HAND Jonathan (USA)

TC: SANNA Giovanni (ITA), ISBOUTS Woutrinus (NED)

Scorers: SLINGER Stefan (NED), SECKÁR Alois (CZE), PIERI Stefano (ITA)

Start: 13:32 Time: 1:15 Attendance: 485 Weather: Partly cloudy, 24°



## GAME SUMMARY - RESULTADO DEL JUEGO 28



# NETHERLANDS - VENEZUELA



Jun 17, 2019 at Havlíčkův Brod (CZE) (Hippus Arena)

Netherlands.....001 00 - 1 6 0  
Venezuela.....012 6X - 9 9 0

### Netherlands 1

PLAYER	AB	R	H	BI	2B	3B	HR	BB	SB	CS	HP	SH	SF	SO	IBB	KL	GDP	PO	A	E
DELFINA Jefferson Pr rf	3	0	1	1	0	0	0	0	0	0	0	0	0	2	0	0	0	0	0	0
POLONIUS Glennsig Ro dp/2b	3	0	0	0	0	0	0	0	0	0	0	0	0	0	0	0	1	1	1	0
DIJKHOFF Eldrick Gab ss	2	0	0	0	0	0	0	0	0	0	0	0	0	1	0	1	0	2	2	0
JAVIER Enrique Dejes c/lb	2	0	0	0	0	0	0	0	0	0	0	0	0	0	0	0	0	5	0	0
LOURENS Emeron Eldon 3b	2	0	1	0	0	0	0	0	0	0	0	0	0	0	0	0	0	0	0	0
BROOKS Revin Vincent 2b/dp	2	0	1	0	0	0	0	0	1	0	0	0	0	0	0	0	0	0	0	0
BEAUMONT Anthony Car lb/c	2	0	0	0	0	0	0	0	0	0	0	0	0	0	0	0	0	2	0	0
ROMBLEY Danny Regina cf	2	1	2	0	1	0	0	0	0	0	0	0	0	0	0	0	0	0	0	0
JUAQUIN Dyron David lf	2	0	1	0	0	0	0	0	0	0	0	0	0	1	0	0	0	2	0	0
VISSER Jeffrey p	0	0	0	0	0	0	0	0	0	0	0	0	0	0	0	0	0	0	0	0
MULDER Jeroen p	0	0	0	0	0	0	0	0	0	0	0	0	0	0	0	0	0	0	0	0
BLONK Wesley p	0	0	0	0	0	0	0	0	0	0	0	0	0	0	0	0	0	0	0	0
Totals	20	1	6	1	1	0	0	0	1	0	0	0	0	4	0	1	1	12	3	0

### Venezuela 9

PLAYER	AB	R	H	BI	2B	3B	HR	BB	SB	CS	HP	SH	SF	SO	IBB	KL	GDP	PO	A	E
QUERALES CORONEL Her lf/cf	3	1	1	1	1	0	0	0	0	0	0	0	0	0	0	0	0	1	0	0
CONTRERAS JIMENEZ Ma rf	2	0	0	0	0	0	0	0	0	0	0	0	0	0	0	0	0	0	0	0
ROGERS PEREZ Edward ph/2b	1	1	1	1	0	0	0	0	0	0	0	0	0	0	0	0	0	0	0	0
FLORES SANCHEZ Rafae c	1	2	0	0	0	0	2	0	0	0	0	0	0	1	0	0	0	5	0	0
LIMA MENDOZA Jorge L 2b	1	2	1	0	1	0	0	1	0	0	0	0	0	0	0	0	0	2	2	0
HERRERA FALCON Engel ph/lf	1	1	1	3	0	0	1	0	0	0	0	0	0	0	0	0	0	0	0	0
CARRENO MENESES Carl 3b	3	0	3	2	2	0	0	0	0	0	0	0	0	0	0	0	0	0	1	0
PINTO ORLANDO Luiger dp	2	0	0	0	0	0	1	1	0	0	0	0	0	0	0	0	0	0	0	0
ZAMBRANO STORMES Joh lb	1	0	0	1	0	0	0	0	0	0	0	0	1	0	0	0	0	4	1	0
SOLORZANO ZAMBRANO J ss	2	1	1	0	0	1	0	0	0	0	0	0	0	1	0	0	0	2	2	0
OJEDA CORDERO Carlos cf	1	0	0	0	0	0	0	0	0	0	0	0	0	0	0	0	0	0	0	0
SEQUERA RAMOS Rogeli ph/rf	1	1	1	1	0	0	0	0	0	0	0	0	0	0	0	0	0	0	0	0
UCERO ARCIA Carlos R p	0	0	0	0	0	0	0	0	0	0	0	0	0	0	0	0	0	0	0	0
PIMENTEL SIVIRA Maik p	0	0	0	0	0	0	0	0	0	0	0	0	0	0	0	0	0	1	1	0
Totals	19	9	9	9	4	1	1	4	1	0	0	0	1	2	0	0	0	15	7	0

Netherlands	IP	H	R	ER	BB	SO	WP	HP	IP	IBB	SH	SF	2B	3B	HR	AB	BF	FO	GO	NP
VISSER Jeffrey L,0-1	3.1	5	5	5	3	2	1	0	0	0	0	1	2	1	0	14	18	3	5	66
MULDER Jeroen	0.0	2	3	3	1	0	2	0	0	0	0	0	1	0	0	2	3	0	0	16
BLONK Wesley	0.2	2	1	1	0	0	1	0	0	0	0	0	1	0	1	3	3	1	0	14

Venezuela	IP	H	R	ER	BB	SO	WP	HP	IP	IBB	SH	SF	2B	3B	HR	AB	BF	FO	GO	NP
UCERO ARCIA Carlos R W,1-0	3.2	5	1	1	0	2	1	0	0	0	0	0	1	0	0	15	15	2	5	52
PIMENTEL SIVIRA Maik	1.1	1	0	0	0	2	0	0	0	0	0	0	0	0	0	5	5	0	2	19

Umpires: HP-PORTEOUS Mark (NZL), 1B-HORA Jan (CZE),  
2B-KAIARUNA Anthony (NZL), 3B-SALAZAR Eliazim (MEX)  
TC: GUTIERREZ Ray (USA), VAN OS Brian (CAN)  
Scorers: WINKLER Stephanie (GER), GOLÁN Radek (CZE), CRAIG Michael (USA)  
Start: 13:29 Time: 1:31 Attendance: 85 Weather: Partly Cloudy, 22°C



## GAME SUMMARY - RESULTADO DEL JUEGO 29



# PHILIPPINES - JAPAN



Jun 17, 2019 at Prague (CZE) (Svoboda Ballpark)

Philippines.....000 0 - 0 1 0  
Japan.....055 X - 10 9 0

### Philippines 0

PLAYER	AB	R	H	BI	2B	3B	HR	BB	SB	CS	HP	SH	SF	SO	IBB	KL	GDP	PO	A	E
BATHAN Denmark cf	1	0	0	0	0	0	0	0	0	0	1	0	0	0	0	0	0	0	0	0
BACARISAS Jerome ss	0	0	0	0	0	0	0	1	0	0	0	1	0	0	0	0	0	0	1	0
BINARAO Ernesto 1b	2	0	0	0	0	0	0	0	0	0	0	0	0	2	0	1	0	5	0	0
ABELLO Isidro dp	2	0	0	0	0	0	0	0	0	0	0	0	0	2	0	0	0	0	0	0
DEL SOCORRO Edmer c	2	0	0	0	0	0	0	0	0	0	0	0	0	2	0	1	0	4	0	0
RIPARIP Gerone rf	2	0	1	0	0	0	0	0	0	0	0	0	0	1	0	0	0	0	0	0
MARAVILLES Ben 2b	2	0	0	0	0	0	0	0	0	0	0	0	0	1	0	0	0	0	1	0
PAGKALIWAGAN Michael 3b	1	0	0	0	0	0	0	0	0	0	0	0	0	0	0	0	0	0	1	0
DE LEON Christian Pa lf	1	0	0	0	0	0	0	0	0	0	0	0	0	1	0	0	0	0	0	0
BARREDO Leo p	0	0	0	0	0	0	0	0	0	0	0	0	0	0	0	0	0	0	0	0
PARCO Reagan p	0	0	0	0	0	0	0	0	0	0	0	0	0	0	0	0	0	0	1	0
Totals	13	0	1	0	0	0	0	1	0	0	1	1	0	9	0	2	0	9	4	0

### Japan 10

PLAYER	AB	R	H	BI	2B	3B	HR	BB	SB	CS	HP	SH	SF	SO	IBB	KL	GDP	PO	A	E
UNE Ryoyu ss	2	1	0	1	0	0	0	1	0	0	0	0	0	1	0	0	0	0	1	0
YASUMI Kotaro 2b	2	1	0	0	0	0	0	1	0	0	0	0	0	1	0	0	0	0	0	0
MATSUDA Hikaru dp	2	2	2	2	0	1	0	1	0	0	0	0	0	0	1	0	0	0	0	0
URAMOTO Daishi 1b	2	0	2	4	1	0	0	0	0	0	1	0	0	0	0	0	0	3	0	0
TSUTSUI Takuto 3b	3	0	0	0	0	0	0	0	0	0	0	0	0	2	0	0	0	0	0	0
KATAOKA Taiyo c	1	1	0	0	0	0	0	1	1	0	0	0	0	0	0	0	0	8	1	0
MIYAJI Mitsuru lf	2	2	2	1	0	0	0	0	0	0	0	0	0	0	0	0	0	1	0	0
KUROIWA Seii cf	2	2	2	2	0	0	1	0	0	0	0	0	0	0	0	0	0	0	0	0
IKEDA Hiroto rf	2	1	1	0	0	0	0	0	0	0	0	0	0	0	0	0	0	0	0	0
KOYAMA Reo p	0	0	0	0	0	0	0	0	0	0	0	0	0	0	0	0	0	0	0	0
TAKAHASHI Hayami p	0	0	0	0	0	0	0	0	0	0	0	0	0	0	0	0	0	0	0	0
TERABARU Mizuki p	0	0	0	0	0	0	0	0	0	0	0	0	0	0	0	0	0	0	0	0
Totals	18	10	9	10	1	1	1	4	1	0	1	0	0	4	1	0	0	12	2	0

Philippines	IP	H	R	ER	BB	SO	WP	HP	IP	IBB	SH	SF	2B	3B	HR	AB	BF	FO	GO	NP
BARREDO Leo L,0-2	2.1	7	7	7	2	4	3	1	0	0	0	0	1	1	14	17	0	3	65	
PARCO Reagan	0.2	2	3	3	2	0	1	0	0	1	0	0	1	0	0	4	6	0	2	18

Japan	IP	H	R	ER	BB	SO	WP	HP	IP	IBB	SH	SF	2B	3B	HR	AB	BF	FO	GO	NP
KOYAMA Reo	2.0	0	0	0	0	5	0	1	0	0	1	0	0	0	0	6	8	0	2	32
TAKAHASHI Hayami W,1-0	1.0	0	0	0	1	2	0	0	0	0	0	0	0	0	0	3	4	1	0	13
TERABARU Mizuki	1.0	1	0	0	0	2	0	0	0	0	0	0	0	0	0	4	4	0	1	14

Umpires: HP-MCCAULEY Damien (AUS), 1B-TOVAR Manuel (VEN),  
2B-MATABOGE Abel (BOT), 3B-GERRIOR Darren (CAN)

TC: JENNINGS Michael (GBR), SANNA Giovanni (ITA)

Scorers: CRAIG Greta (USA), RICHTEROVÁ Lenka (CZE), ALMARAZ Gabriel (MEX)

Start: 16:30 Time: 1:12 Attendance: 350 Weather: Mostly Sunny, 25°C

Game Notes: None

Game: 29



## GAME SUMMARY - RESULTADO DEL JUEGO 30



# DENMARK - AUSTRALIA



Jun 17, 2019 at Havlíčkův Brod (CZE) (Hippas Arena)

-----  
Denmark.....000 300 0 - 3 1 0  
Australia.....110 102 X - 5 6 0  
-----

### Denmark 3

PLAYER	AB	R	H	BI	2B	3B	HR	BB	SB	CS	HP	SH	SF	SO	IBB	KL	GDP	PO	A	E
TERKELSEN Jens Valde lf/p/lf	3	0	0	0	0	0	0	0	0	0	0	0	0	3	0	1	0	1	0	0
LARSEN Anton Schulze lf	0	0	0	0	0	0	0	0	0	0	0	0	0	0	0	0	0	0	0	0
BROWN Anton Schioetz c/rf	2	0	0	0	0	0	0	1	0	0	0	0	0	1	0	1	0	4	0	0
TERKELSEN Frederik F lb	3	0	0	0	0	0	0	0	0	0	0	0	0	1	0	0	0	6	0	0
JULENON Daniel Jean dp	3	0	0	0	0	0	0	0	0	0	0	0	0	2	0	1	0	0	0	0
SIMONSEN Martin Munk cf	2	1	0	0	0	0	0	1	0	0	0	0	0	1	0	0	0	1	0	0
SVANE Anders Bendix ss	1	1	0	0	0	0	0	1	0	0	1	0	0	0	0	0	0	1	2	0
ISASI Alejandro Wong 3b	3	1	1	3	0	0	1	0	0	0	0	0	0	1	0	0	0	0	1	0
ANDERSEN Mikkel Pens rf/lf	2	0	0	0	0	0	0	0	0	0	0	0	0	1	0	0	0	1	0	0
HANSEN Kim Lunderød p	0	0	0	0	0	0	0	0	0	0	0	0	0	0	0	0	0	0	0	0
HOLMELUND Tobias Ska ph	1	0	0	0	0	0	0	0	0	0	0	0	0	1	0	1	0	0	0	0
LOHMANN Lukas Nibe p	1	0	0	0	0	0	0	0	0	0	0	0	0	0	0	0	0	0	0	0
ANDERSEN Oscar Trøjg c	0	0	0	0	0	0	0	0	0	0	0	0	0	0	0	0	0	0	0	0
JØRGENSEN Anders Mun c	1	0	0	0	0	0	0	0	0	0	0	0	0	0	0	0	0	3	0	0
BERGER Jacob 2b	0	0	0	0	0	0	0	0	0	0	0	0	0	0	0	0	0	1	1	0
Totals	22	3	1	3	0	0	1	3	0	0	1	0	0	11	0	4	0	18	4	0

### Australia 5

PLAYER	AB	R	H	BI	2B	3B	HR	BB	SB	CS	HP	SH	SF	SO	IBB	KL	GDP	PO	A	E
SINCLAIR Ryan Walter cf	3	1	1	0	0	0	0	1	0	0	0	0	0	2	0	1	0	0	0	0
O'LEARY Liam Haukana lf	2	0	0	0	0	0	0	1	0	0	0	0	0	0	0	0	0	0	0	0
SHAILES Nicholas Pau ss	3	0	0	1	0	0	0	0	0	0	0	0	0	0	0	0	0	1	2	0
KIRKPATRICK Andrew T lb/p	3	0	0	0	0	0	0	0	0	0	0	0	0	1	0	0	0	4	1	0
O'BYRNE Brendon Thom 2b	2	1	1	0	0	0	0	1	0	0	0	0	0	0	0	0	0	0	0	0
WHITE Joshua Xavier dp	3	1	1	0	0	0	0	0	0	0	0	0	0	0	0	0	0	0	0	0
WRIGHT Jett Kelsay 3b	1	1	0	0	0	0	0	1	1	0	0	1	0	0	0	0	0	0	2	0
MCGOVERN Joshua Fran c	2	0	0	0	0	0	0	0	0	0	0	0	0	1	0	1	0	11	0	0
NORTON Nicholas Luck ph	1	0	1	1	0	0	0	0	0	0	0	0	0	0	0	0	0	0	0	0
PATTERSON Scott Anto rf	3	1	2	1	0	0	1	0	1	0	0	0	0	1	0	0	0	1	0	0
PETERS Harrison Lind p	0	0	0	0	0	0	0	0	0	0	0	0	0	0	0	0	0	0	2	0
TODHUNTER James Came lb	0	0	0	0	0	0	0	0	0	0	0	0	0	0	0	0	0	4	0	0
Totals	23	5	6	3	0	0	1	4	2	0	0	1	0	5	0	2	0	21	7	0

Denmark	IP	H	R	ER	BB	SO	WP	HP	IP	IBB	SH	SF	2B	3B	HR	AB	BF	FO	GO	NP
LOHMANN Lukas Nibe	2.0	2	2	2	3	2	1	0	0	0	0	0	0	0	0	8	11	1	3	49
TERKELSEN Jens Valde	1.1	0	0	0	1	0	0	0	0	0	0	0	0	0	0	4	5	4	0	19
HANSEN Kim Lunderød L,1-2	2.2	4	3	3	0	3	1	0	0	0	1	0	0	0	1	11	12	3	2	47

Australia	IP	H	R	ER	BB	SO	WP	HP	IP	IBB	SH	SF	2B	3B	HR	AB	BF	FO	GO	NP
PETERS Harrison Lind	4.0	1	3	3	3	8	0	1	0	0	0	0	0	0	1	13	17	0	4	73
KIRKPATRICK Andrew T W,2-0	3.0	0	0	0	0	3	0	0	0	0	0	0	0	0	0	9	9	2	4	28

Umpires: HP-GALLANT Andrew (CAN), 1B-DOSTAL Jiri (CZE),  
2B-CARBALLO Enrique (CUB), 3B-POHL Gregory (USA)  
TC: PEREZ Roberto (CAN), CASTRO Liz (DEN)  
Scorers: STOOVELAAR Marco (NED), HIRES Tomás (SVK), SANTOS Susana (ESP)  
Start: 16:27 Time: 1:43 Attendance: 84 Weather: Partly cloudy, 23°C



## GAME SUMMARY - RESULTADO DEL JUEGO 31



# CZECH REPUBLIC - ARGENTINA



Jun 17, 2019 at Prague (CZE) (Svoboda Ballpark)

-----  
Czech Republic.....000 030 0 - 3 5 1  
Argentina.....031 020 X - 6 10 1  
-----

### Czech Republic 3

PLAYER	AB	R	H	BI	2B	3B	HR	BB	SB	CS	HP	SH	SF	SO	IBB	KL	GDP	PO	A	E
SVOBODA Vaclav dp	4	1	1	1	0	0	0	0	0	0	0	0	0	1	0	0	0	0	0	0
KOLKUS Patrik 2b	3	0	0	0	0	0	0	0	0	0	0	0	0	2	0	1	0	1	2	1
MERTL David c	2	0	0	0	0	0	0	1	0	0	0	0	0	2	0	1	0	6	0	0
MALY Marek rf	2	0	1	0	0	0	0	1	0	0	0	0	0	0	0	0	0	1	0	0
KOPESNY Patrik cf	3	0	1	0	0	0	0	1	0	0	0	0	0	1	0	0	0	1	0	0
KOLSCH Michal lf	3	0	1	0	0	0	0	0	1	0	0	0	0	1	0	0	0	1	0	0
KASAL Matous 1b	3	1	0	0	0	0	0	0	0	0	0	0	0	1	0	0	0	6	0	0
PETR Tomas ss	3	0	0	0	0	0	0	0	0	0	0	0	0	2	0	1	0	0	1	0
KORSAK JiSi 3b	2	1	1	0	0	0	1	0	0	0	0	0	0	1	0	0	0	2	2	0
JOSKA Marek p	0	0	0	0	0	0	0	0	0	0	0	0	0	0	0	0	0	0	0	0
BRENIK Jaroslav p	0	0	0	0	0	0	0	0	0	0	0	0	0	0	0	0	0	0	0	0
Totals	25	3	5	1	0	0	0	3	1	1	0	0	0	11	0	3	0	18	5	1

### Argentina 6

PLAYER	AB	R	H	BI	2B	3B	HR	BB	SB	CS	HP	SH	SF	SO	IBB	KL	GDP	PO	A	E
PEKER Alan Javier cf	3	0	0	0	0	0	0	0	0	0	0	0	0	1	0	0	0	0	0	0
MIGLIAVACCA SKLADNY c	3	1	1	1	0	0	1	0	0	0	0	0	0	1	0	1	0	11	1	0
MOTRONI Bruno dp	3	1	2	0	1	0	0	0	0	0	0	0	0	0	0	0	0	0	0	0
CARRIL Santiago Nico rf	3	1	1	1	1	0	0	0	0	0	0	0	0	0	0	0	0	0	0	1
MONTERO Mariano Albe lf	3	0	2	1	0	1	0	0	0	0	0	0	0	1	0	0	0	0	0	0
GODOY Gustavo Oscar 3b	2	1	1	0	0	0	0	0	1	0	0	0	0	0	0	0	1	0	1	0
MALARCZUK Juan Ladis ph/3b	1	0	0	0	0	0	0	0	0	0	0	0	0	1	0	0	0	0	1	0
EDEFER Federico Alejan 2b	3	1	1	2	0	0	1	0	0	0	0	0	0	0	0	0	0	3	0	0
OLHEISER Federico 1b	2	1	1	1	0	0	1	0	0	0	0	0	0	0	0	0	0	5	1	0
GODOY Manuel Ignacio ph/lb	1	0	0	0	0	0	0	0	0	0	0	0	0	0	0	0	0	1	0	0
OJEDA Gonzalo August ss	2	0	1	0	0	0	0	0	0	0	0	0	0	1	0	1	0	1	1	0
ZARA Juan Cruz ph	1	0	0	0	0	0	0	0	0	0	0	0	0	1	0	1	0	0	0	0
GODOY HERBEL Roman A p	0	0	0	0	0	0	0	0	0	0	0	0	0	0	0	0	0	0	3	0
MIGLIAVACCA SKLADNY p	0	0	0	0	0	0	0	0	0	0	0	0	0	0	0	0	0	0	1	0
MATA CARABAJAL Huemu p	0	0	0	0	0	0	0	0	0	0	0	0	0	0	0	0	0	0	0	0
Totals	27	6	10	6	2	1	3	0	1	0	0	0	0	6	0	3	1	21	9	1

Czech Republic	IP	H	R	ER	BB	SO	WP	HP	IP	IBB	SH	SF	2B	3B	HR	AB	BF	FO	GO	NP
JOSKA Marek L,0-2	2.1	5	4	4	0	2	0	0	0	0	0	0	0	0	3	11	11	1	3	42
BRENIK Jaroslav	3.2	5	2	2	0	4	0	0	0	0	0	0	2	1	0	16	16	3	4	53

Argentina	IP	H	R	ER	BB	SO	WP	HP	IP	IBB	SH	SF	2B	3B	HR	AB	BF	FO	GO	NP
GODOY HERBEL Roman A W,2-1	5.0	5	3	1	2	7	0	0	0	0	0	0	0	0	0	19	21	0	7	83
MIGLIAVACCA SKLADNY	1.0	0	0	0	1	2	1	0	0	0	0	0	0	0	0	3	4	0	1	19
MATA CARABAJAL Huemu	1.0	0	0	0	0	2	0	0	0	0	0	0	0	0	0	3	3	0	1	14

Umpires: HP-RINDFLEISH Scott (AUS), 1B-LOHNERT Thomas (GER),  
2B-HAND Jonathan (USA), 3B-SELDEN David (USA)  
TC: ISBOUTS Woutrinus (NED), JENNINGS Michael (GBR)  
Scorers: ALMARAZ Gabriel (MEX), RICHTEROVÁ Lenka (CZE), CRAIG Greta (USA)  
Start: 19:31 Time: 1:55 Attendance: 1750 Weather: Partly Cloudy, 26°C



## GAME SUMMARY - RESULTADO DEL JUEGO 32



# USA - CANADA



Jun 17, 2019 at Havlíčkův Brod (CZE) (Hippas Arena)

```
-----
United States.....000 100 0 - 1 4 0
Canada.....021 001 X - 4 6 1
-----
```

### United States 1

PLAYER	AB	R	H	BI	2B	3B	HR	BB	SB	CS	HP	SH	SF	SO	IBB	KL	GDP	PO	A	E
LYNCH Jonathan Micha lf	3	0	1	0	0	0	0	0	0	0	0	0	0	1	0	0	0	1	0	0
SCHILLER Cameron Joh ss	3	0	0	0	0	0	0	0	0	0	0	0	0	0	0	0	0	2	0	0
OCHOA Erick 3b	2	0	0	0	0	0	0	1	0	0	0	0	0	0	0	0	0	0	2	0
CHRISTIANSEN Jenner pr/3b	0	0	0	0	0	0	0	0	0	0	0	0	0	0	0	0	0	0	0	0
PALAZZO Matt Joseph 1b	3	1	1	1	0	0	1	0	0	0	0	0	0	2	0	0	0	7	0	0
RATLIFF Matthew Aaro rf	2	0	1	0	1	0	0	1	0	0	0	0	0	1	0	0	0	2	0	0
NOWACZYK Jeffrey Jam dp/2b/dp	3	0	1	0	0	0	0	0	0	0	0	0	0	1	0	0	0	0	0	0
DUDLEY Tyler Isaiah 2b/dp	2	0	0	0	0	0	0	0	0	0	0	0	0	0	0	0	0	1	0	0
SAENZ Gilbert Lee 2b	1	0	0	0	0	0	0	0	0	0	0	0	0	1	0	0	0	1	0	0
MULLINS Nicholas Rya c	2	0	0	0	0	0	0	0	0	0	0	0	0	1	0	0	0	3	0	0
CASTILLO Kevin John- ph	1	0	0	0	0	0	0	0	0	0	0	0	0	1	0	0	0	0	0	0
DAVIS JR Yusef Latee cf	3	0	0	0	0	0	0	0	1	0	0	0	0	1	0	0	0	1	0	0
WEILER Mervin Duane p	0	0	0	0	0	0	0	0	0	0	0	0	0	0	0	0	0	0	0	0
MANCHA Antonio Lopez p	0	0	0	0	0	0	0	0	0	0	0	0	0	0	0	0	0	0	0	0
Totals	25	1	4	1	1	0	1	2	1	0	0	0	0	9	0	0	0	18	2	0

### Canada 4

PLAYER	AB	R	H	BI	2B	3B	HR	BB	SB	CS	HP	SH	SF	SO	IBB	KL	GDP	PO	A	E
ROY Mathieu lf	3	0	0	0	0	0	0	0	0	0	0	0	0	0	0	0	0	0	0	0
EZEKIEL Bradley Jose cf	2	0	0	0	0	0	0	1	0	0	0	0	0	0	0	0	0	0	0	0
MAYSON Derek Ross 3b	2	0	0	0	0	0	0	1	0	0	0	0	0	1	0	0	0	1	1	0
MULLALEY Stephen Art 1b	3	1	1	1	0	0	1	0	0	0	0	0	0	0	0	0	0	10	0	0
HUNTER Blake Everett dp	3	1	1	1	0	0	1	0	0	0	0	0	0	0	0	0	0	0	0	0
ABREY Bryan Michael c	2	2	2	1	0	0	1	1	0	0	0	0	0	0	0	0	0	8	1	0
WALUSHKA Kristopher ss	3	0	2	0	0	0	0	0	0	0	0	0	0	1	0	0	0	1	2	0
EZEKIEL Kyle Michael rf	2	0	0	0	0	0	0	0	0	0	0	0	0	0	0	0	0	0	0	0
ELLSWORTH Jeffery ph/rf	1	0	0	0	0	0	0	0	0	0	0	0	0	1	0	0	0	0	0	0
PAULI Tyler 2b	2	0	0	0	0	0	0	0	0	0	0	0	0	0	0	0	0	1	4	1
HILL Jason John ph	1	0	0	0	0	0	0	0	0	0	0	0	0	0	0	0	0	0	0	0
BURNS Patrick James p	0	0	0	0	0	0	0	0	0	0	0	0	0	0	0	0	0	0	2	0
LIEPH Scott Alexande p	0	0	0	0	0	0	0	0	0	0	0	0	0	0	0	0	0	0	0	0
Totals	24	4	6	3	0	0	3	3	0	0	0	0	0	3	0	0	0	21	10	1

United States	IP	H	R	ER	BB	SO	WP	HP	IP	IBB	SH	SF	2B	3B	HR	AB	BF	FO	GO	NP
WEILER Mervin Duane L,0-1	2.2	4	3	3	1	1	1	0	0	0	0	0	0	0	3	12	13	4	3	48
MANCHA Antonio Lopez	3.1	2	1	0	2	2	2	0	0	0	0	0	0	0	0	12	14	5	3	53

Canada	IP	H	R	ER	BB	SO	WP	HP	IP	IBB	SH	SF	2B	3B	HR	AB	BF	FO	GO	NP
BURNS Patrick James W,1-0	5.2	2	1	1	2	5	1	0	0	0	0	0	0	0	1	19	21	2	9	89
LIEPH Scott Alexande SV,1	1.1	2	0	0	0	4	0	0	0	0	0	0	1	0	0	6	6	0	0	23

Umpires: HP-GARCIA CUE Maykel (CUB), 1B-KAIARUNA Anthony (NZL),  
2B-SALAZAR Eliazim (MEX), 3B-HORA Jan (CZE)

TC: PEREZ Roberto (CAN), CASTRO Liz (DEN)

Scorers: SANTOS Susana (ESP), HÍRES Tomás (SVK), STOVELAAR Marco (NED)

Start: 19:29 Time: 1:49 Attendance: 142 Weather: Partly cloudy, 22°C





## GAME SUMMARY - RESULTADO DEL JUEGO 33



# AUSTRALIA - SOUTH AFRICA



Jun 18, 2019 at Prague (CZE) (Svoboda Ballpark)

```
-----
Australia.....000 326 0 - 11 13 1
South Africa.....000 000 0 - 0 0 1
-----
```

### Australia 11

PLAYER	AB	R	H	BI	2B	3B	HR	BB	SB	CS	HP	SH	SF	SO	IBB	KL	GDP	PO	A	E
MATHEWS Hayden Andre dp	4	2	2	3	0	0	2	0	0	0	0	0	0	0	0	0	0	0	0	0
O'LEARY Liam Haukana lf	3	0	1	0	1	0	0	0	0	0	0	0	0	1	0	0	0	0	0	0
SINCLAIR Ryan Walter lf	1	1	1	0	1	0	0	0	0	0	0	0	0	0	0	0	0	0	0	0
SHAILES Nicholas Pau 2b	3	2	2	1	0	0	0	1	0	0	0	0	0	0	0	0	0	0	1	0
NORTON Nicholas Luck ss	1	1	1	0	0	0	0	2	0	0	0	0	0	0	0	0	0	0	0	0
WRIGHT Jett Kelsay ph/ss	0	1	0	0	0	0	0	0	0	0	1	0	0	0	0	0	0	0	0	0
TODHUNTER James Came 3b	3	1	1	1	0	0	0	1	0	0	0	0	0	0	0	0	0	0	1	1
WHITE Joshua Xavier 1b	3	1	1	3	0	0	1	0	0	0	0	0	0	0	0	0	0	3	0	0
MCGOVERN Joshua Fran ph	0	0	0	0	0	0	0	0	0	0	1	0	0	0	0	0	0	0	0	0
PATTERSON Scott Anto cf	4	1	2	3	0	0	1	0	0	0	0	0	0	0	0	0	0	0	1	0
PURCELL James Daniel c	4	0	0	0	0	0	0	0	0	0	0	0	0	0	0	0	0	13	0	0
BEASHEL Callum Paul rf	3	1	2	0	1	0	0	0	0	0	0	0	0	0	0	0	0	1	0	0
FOLKARD Adam Peter p	0	0	0	0	0	0	0	0	0	0	0	0	0	0	0	0	0	0	0	0
REID Layton James p	0	0	0	0	0	0	0	0	0	0	0	0	0	0	0	0	0	0	1	0
Totals	29	11	13	11	3	0	4	4	0	0	2	0	0	1	0	0	0	18	3	1

### South Africa 0

PLAYER	AB	R	H	BI	2B	3B	HR	BB	SB	CS	HP	SH	SF	SO	IBB	KL	GDP	PO	A	E
DE LANGE Cornelius F cf	2	0	0	0	0	0	0	0	0	0	0	0	0	2	0	1	0	0	0	0
THOMASON William Edw ph	1	0	0	0	0	0	0	0	0	0	0	0	0	0	0	0	0	0	0	0
FROST Javier Dalian ss	3	0	0	0	0	0	0	0	0	0	0	0	0	3	0	0	0	1	2	0
MATSWENYANE Mandla G lf	2	0	0	0	0	0	0	0	0	0	0	0	0	1	0	0	0	2	1	0
PHALADI Phomolo Mats 1b	2	0	0	0	0	0	0	0	0	0	0	0	0	1	0	0	0	7	0	0
MOETI Kagiso 3b	1	0	0	0	0	0	0	0	0	0	0	0	0	0	0	0	0	2	3	0
THUPUDI Mogau Macmil ph	1	0	0	0	0	0	0	0	0	0	0	0	0	0	0	0	0	0	0	0
BANN Christopher Rya 2b	1	0	0	0	0	0	0	1	0	0	0	0	0	1	0	0	0	3	0	0
MOKOPANELE Gosiamo R pr	0	0	0	0	0	0	0	0	0	0	0	0	0	0	0	0	0	0	0	0
HATTINGH Rian Johann dp	2	0	0	0	0	0	0	0	0	0	0	0	0	2	0	1	0	0	0	0
MASENGI Pontsho Ashl rf	1	0	0	0	0	0	0	0	0	0	0	0	0	1	0	0	0	1	0	1
MOLOKOANE Sehlabi Ca ph	1	0	0	0	0	0	0	0	0	0	0	0	0	0	0	0	0	0	0	0
HLANGA Matsobane Geo c	1	0	0	0	0	0	0	0	0	0	0	0	0	1	0	0	0	1	1	0
CHEPAPE Isaiah Manko ph	1	0	0	0	0	0	0	0	0	0	0	0	0	1	0	0	0	0	0	0
MANAKA Manhlane Pete p	0	0	0	0	0	0	0	0	0	0	0	0	0	0	0	0	0	0	0	0
KEKANA Tidima Barnat p	0	0	0	0	0	0	0	0	0	0	0	0	0	0	0	0	0	1	0	0
Totals	19	0	0	0	0	0	0	1	0	0	0	0	0	13	0	2	0	18	7	1

Australia	IP	H	R	ER	BB	SO	WP	HP	IP	IBB	SH	SF	2B	3B	HR	AB	BF	FO	GO	NP
FOLKARD Adam Peter	3.0	0	0	0	0	8	0	0	0	0	0	0	0	0	0	10	10	1	0	41
REID Layton James W,2-0	3.0	0	0	0	1	5	0	0	0	0	0	0	0	0	0	9	10	1	3	40
South Africa	IP	H	R	ER	BB	SO	WP	HP	IP	IBB	SH	SF	2B	3B	HR	AB	BF	FO	GO	NP
MANAKA Manhlane Pete L,0-1	4.0	7	5	5	4	1	0	0	0	0	0	0	2	0	2	18	22	3	7	80
KEKANA Tidima Barnat	2.0	6	6	6	0	0	1	2	0	0	0	0	1	0	2	11	13	4	1	43

Umpires: HP-LOHNERT Thomas (GER), 1B-GERRIOR Darren (CAN),  
2B-HORA Jan (CZE), 3B-PORTEOUS Mark (NZL)  
TC: CASTRO Liz (DEN), VAN OS Brian (CAN)  
Scorers: PIERI Stefano (ITA), SECKÁR Alois (CZE), STOOVELAAR Marco (NED)  
Start: 10:30 Time: 1:32 Attendance: 866 Weather: Sunny, 20°C





## GAME SUMMARY - RESULTADO DEL JUEGO 35



# VENEZUELA - CANADA



Jun 18, 2019 at Prague (CZE) (Svoboda Ballpark)

```
-----
Venezuela.....001 000 0 - 1 4 2
Canada.....020 000 X - 2 3 0
-----
```

### Venezuela 1

PLAYER	AB	R	H	BI	2B	3B	HR	BB	SB	CS	HP	SH	SF	SO	IBB	KL	GDP	PO	A	E
QUERALES CORONEL Her cf/lf	3	1	1	0	0	0	0	0	0	0	0	0	0	1	0	0	0	1	0	1
CONTRERAS JIMENEZ Ma rf	2	0	0	0	0	0	0	1	0	0	0	0	0	1	0	0	0	0	0	0
FLORES SANCHEZ Rafael c/dp	2	0	0	0	0	0	0	1	0	0	0	0	0	1	0	1	0	7	1	0
LIMA MENDOZA Jorge L 2b	3	0	2	1	1	0	0	0	0	1	0	0	0	1	0	0	0	0	1	0
CARRENO MENESES Carl 3b	3	0	0	0	0	0	0	0	0	0	0	0	0	3	0	1	0	0	0	0
PINTO ORLANDO Luiger dp/c	3	0	0	0	0	0	0	0	0	0	0	0	0	2	0	0	0	3	0	0
ZAMBRANO STORMES Joh 1b	2	0	1	0	0	0	0	0	0	0	0	0	0	1	0	0	0	5	0	0
SEQUERA RAMOS Rogeli ph	1	0	0	0	0	0	0	0	0	0	0	0	0	1	0	0	0	0	0	0
SOLORZANO ZAMBRANO J ss	1	0	0	0	0	0	0	0	0	0	0	1	0	1	0	0	0	1	3	0
URBANEJA Erick Jose ph	1	0	0	0	0	0	0	0	0	0	0	0	0	1	0	0	0	0	0	0
HERRERA FALCON Engel lf	2	0	0	0	0	0	0	0	0	0	0	0	0	0	0	0	0	0	0	1
OJEDA CORDERO Carlos cf	0	0	0	0	0	0	0	0	0	0	0	0	0	0	0	0	0	1	0	0
COLOMBO PEREZ Luis M p	0	0	0	0	0	0	0	0	0	0	0	0	0	0	0	0	0	0	0	0
PIMENTEL SIVIRA Maik p	0	0	0	0	0	0	0	0	0	0	0	0	0	0	0	0	0	0	0	0
Totals	23	1	4	1	1	0	0	2	0	1	0	1	0	13	0	2	0	18	5	2

### Canada 2

PLAYER	AB	R	H	BI	2B	3B	HR	BB	SB	CS	HP	SH	SF	SO	IBB	KL	GDP	PO	A	E
ROY Mathieu lf	3	0	0	0	0	0	0	0	0	0	0	0	0	2	0	1	0	0	0	0
EZEKIEL Bradley Jose cf	2	0	0	0	0	0	0	1	0	0	0	0	0	1	0	0	0	0	0	0
HUNTER Blake Everett 3b	3	0	0	0	0	0	0	0	0	0	0	0	0	0	0	0	0	1	1	0
MULLALEY Stephen Art 1b	2	1	1	0	0	0	0	1	0	0	0	0	0	0	0	0	0	2	0	0
ELLSWORTH Jeffery rf	2	0	1	0	0	0	0	0	1	0	1	0	0	1	0	1	0	2	0	0
HILL Jason John dp	2	1	1	2	0	0	1	1	0	0	0	0	0	1	1	1	0	0	0	0
WALUSHKA Kristopher ss	3	0	0	0	0	0	0	0	0	0	0	0	0	2	0	0	0	1	0	0
BOLAND Ryan David c	2	0	0	0	0	0	0	0	0	0	0	0	0	2	0	0	0	13	1	0
MAYSON Derek Ross ph	0	0	0	0	0	0	0	1	0	0	0	0	0	0	1	0	0	0	0	0
PAULI Tyler 2b	1	0	0	0	0	0	0	0	0	0	0	0	0	1	0	0	0	2	0	0
ABREY Bryan Michael ph	1	0	0	0	0	0	0	0	0	0	0	0	0	1	0	0	0	0	0	0
MCCULLOUGH Devon Jor p	0	0	0	0	0	0	0	0	0	0	0	0	0	0	0	0	0	0	2	0
Totals	21	2	3	2	0	0	1	4	1	0	1	0	0	11	2	3	0	21	4	0

Venezuela	IP	H	R	ER	BB	SO	WP	HP	IP	IBB	SH	SF	2B	3B	HR	AB	BF	FO	GO	NP
COLOMBO PEREZ Luis M L,0-1	2.2	2	2	2	1	6	0	0	0	0	0	0	0	0	1	10	11	1	1	51
PIMENTEL SIVIRA Maik	3.1	1	0	0	3	5	2	1	2	2	0	0	0	0	0	11	15	1	4	49
Canada	IP	H	R	ER	BB	SO	WP	HP	IP	IBB	SH	SF	2B	3B	HR	AB	BF	FO	GO	NP
MCCULLOUGH Devon Jor W,2-0	7.0	4	1	1	2	13	3	0	0	0	1	0	1	0	0	23	26	3	4	97

Umpires: HP-SELDEN David (USA), 1B-MCCAULEY Damien (AUS),  
 2B-KAIARUNA Anthony (NZL), 3B-ARTEAGA Juan (COL)  
 TC: SANNA Giovanni (ITA), VAN OS Brian (CAN)  
 Scorers: STOOVELAAR Marco (NED), SECKÁR Alois (CZE), PIERI Stefano (ITA)  
 Start: 13:29 Time: 1:44 Attendance: 350 Weather: Sunny, 26°C



## GAME SUMMARY - RESULTADO DEL JUEGO 36



# CUBA - ARGENTINA



Jun 18, 2019 at Havlíčkův Brod (CZE) (Hippos Arena)

```

-----
Cuba.....000 020 0 - 2 6 1
Argentina.....120 000 X - 3 13 1
-----

```

### Cuba 2

PLAYER	AB	R	H	BI	2B	3B	HR	BB	SB	CS	HP	SH	SF	SO	IBB	KL	GDP	PO	A	E	
RODRIGUEZ ROSALES Ju cf	4	1	2	0	0	0	0	0	0	0	0	0	0	1	0	0	0	0	0	0	
RODRIGUEZ CASTELLANO lf	3	1	1	0	1	0	0	0	0	0	0	1	0	2	0	0	0	1	0	0	
RODRIGUEZ VINENT Yes 2b	3	0	2	2	1	0	0	0	0	0	0	0	0	1	0	1	0	0	3	5	0
VERA MESA Reinier c	2	0	0	0	0	0	0	1	0	0	0	0	0	1	0	0	0	6	3	0	
RIOS FABARS Juan Yas 1b	3	0	0	0	0	0	0	0	0	0	0	0	0	1	0	1	0	6	1	0	
ROSETE TABRAUE Roger dp	3	0	0	0	0	0	0	0	0	0	0	0	0	1	0	0	0	0	0	0	
LAMOTE PRADES Reynal rf	3	0	1	0	0	0	0	0	0	0	0	0	0	1	0	0	0	0	0	0	
DOMINGUEZ ROBLES Lui ss	1	0	0	0	0	0	0	0	0	0	0	0	0	0	0	0	0	1	1	0	
CASTILLO BLAIR Hecto ph	1	0	0	0	0	0	0	0	0	0	0	0	0	0	0	0	0	0	0	0	
PEREZ PEREZ Osvaldo ph	1	0	0	0	0	0	0	0	0	0	0	0	0	0	0	0	0	0	0	0	
SANCHEZ ROSALES Wilf ss	0	0	0	0	0	0	0	0	0	0	0	0	0	0	0	0	0	0	1	0	
RAMOS SUAREZ Yurisam 3b	2	0	0	0	0	0	0	1	0	0	0	0	0	2	0	0	0	1	3	0	
ROMAN GONZALEZ Alain p	0	0	0	0	0	0	0	0	0	0	0	0	0	0	0	0	0	0	2	1	
LOPEZ MARTINEZ Alain p	0	0	0	0	0	0	0	0	0	0	0	0	0	0	0	0	0	0	0	0	
PLUTIN QUINTERO Gube p	0	0	0	0	0	0	0	0	0	0	0	0	0	0	0	0	0	0	0	0	
Totals	26	2	6	2	2	0	0	2	0	0	0	1	0	10	0	2	0	18	16	1	

### Argentina 3

PLAYER	AB	R	H	BI	2B	3B	HR	BB	SB	CS	HP	SH	SF	SO	IBB	KL	GDP	PO	A	E
MIGLIAVACCA SKLADNY cf/lf/cf	3	1	3	1	0	0	0	0	0	0	0	0	0	0	0	0	0	1	0	0
MONTERO Mariano Albe lf	3	0	2	1	0	0	0	0	1	0	0	0	0	0	0	0	0	1	0	0
PEKER Alan Javier pr/cf	0	0	0	0	0	0	0	0	0	0	0	0	0	0	0	0	0	0	0	0
MOTRONI Bruno c	3	0	1	0	0	0	0	0	0	0	0	0	0	0	0	0	1	11	0	0
CARRIL Santiago Nico rf	3	0	2	1	0	0	0	0	1	0	0	0	0	0	0	0	0	0	0	0
OLHEISER Federico dp	3	0	0	0	0	0	0	0	0	0	0	0	0	3	0	0	0	0	0	0
GODOY Gustavo Oscar 3b	1	0	1	0	0	0	0	0	0	0	0	0	0	0	0	0	0	0	0	0
MALARCZUK Juan Ladis pr/3b	2	0	0	0	0	0	0	0	0	0	0	0	0	0	0	0	0	0	0	0
EDER Federico Alejan 2b	3	1	2	0	0	0	0	0	1	0	0	0	0	0	0	0	0	4	0	0
GODOY Manuel Ignacio 1b	3	1	2	0	0	0	0	0	0	0	0	0	0	0	0	0	0	2	1	1
OJEDA Gonzalo August ss	3	0	0	0	0	0	0	0	0	0	0	0	0	1	0	0	1	2	1	0
SCIALACOMO Gian Marc ss	0	0	0	0	0	0	0	0	0	0	0	0	0	0	0	0	0	0	0	0
POTOLICCHIO Juan Ado p	0	0	0	0	0	0	0	0	0	0	0	0	0	0	0	0	0	0	0	0
MATA CARABAJAL Huemu p	0	0	0	0	0	0	0	0	0	0	0	0	0	0	0	0	0	0	1	0
80.2 Player	0	0	0	0	0	0	0	0	0	0	0	0	0	0	0	0	0	0	0	0
Totals	27	3	13	3	0	0	0	0	1	2	0	0	0	4	0	0	2	21	3	1

Cuba	IP	H	R	ER	BB	SO	WP	HP	IP	IBB	SH	SF	2B	3B	HR	AB	BF	FO	GO	NP
ROMAN GONZALEZ Alain L,2-1	3.0	8	3	2	0	2	0	0	0	0	0	0	0	0	0	15	15	0	4	50
LOPEZ MARTINEZ Alain	2.1	5	0	0	0	2	0	0	0	0	0	0	0	0	0	11	11	3	1	41
PLUTIN QUINTERO Gube	0.2	0	0	0	0	0	0	0	0	0	0	0	0	0	0	1	1	0	1	4
Argentina	IP	H	R	ER	BB	SO	WP	HP	IP	IBB	SH	SF	2B	3B	HR	AB	BF	FO	GO	NP
POTOLICCHIO Juan Ado	3.1	2	0	0	2	3	0	0	0	0	1	0	0	0	0	12	15	5	2	53
MATA CARABAJAL Huemu W,1-0	3.2	4	2	2	0	7	0	0	0	0	0	0	2	0	0	14	14	2	1	76

Umpires: HP-TOVAR Manuel (VEN), 1B-RINFLEISH Scott (AUS),  
2B-KUSAMOTO Mitsunori (JPN), 3B-JAKOBSEN Jens (DEN)  
TC: GUTIERREZ Ray (USA), PEREZ Roberto (CAN)  
Scorers: WINKLER Stephanie (GER), HIRES Tomás (SVK), SLINGER Stefan (NED)  
Start: 13:37 Time: 2:01 Attendance: 125 Weather: Partly cloudy, 21°C



## GAME SUMMARY - RESULTADO DEL JUEGO 37



# SINGAPORE - USA



Jun 18, 2019 at Prague (CZE) (Svoboda Ballpark)

-----  
Singapore.....000 00 - 0 2 1  
United States.....006 01 - 7 7 1  
-----

### Singapore 0

PLAYER	AB	R	H	BI	2B	3B	HR	BB	SB	CS	HP	SH	SF	SO	IBB	KL	GDP	PO	A	E
TAM Joshua Jun Wen, 3b	3	0	1	0	0	0	0	0	1	0	0	0	0	2	0	0	0	0	1	0
FOO Say Kian rf	2	0	0	0	0	0	0	0	0	0	0	0	0	1	0	0	0	0	0	0
SEAH Schuyler Jia Le lf	2	0	0	0	0	0	0	0	0	0	0	0	0	1	0	0	0	0	0	0
TAN Andrew Wei-Kang lf	0	0	0	0	0	0	0	0	0	0	0	0	0	0	0	0	0	0	0	0
TAN Tai Jin, Jeron 1b	1	0	0	0	0	0	1	0	0	0	0	0	0	1	0	1	0	4	0	0
TAN Ding Quan, Ivan 2b	1	0	0	0	0	0	0	0	0	0	0	0	0	1	0	0	0	0	2	0
LOW Zu Ray ph	1	0	0	0	0	0	0	0	0	0	0	0	0	1	0	0	0	0	0	0
OH Ziglar cf	2	0	1	0	0	0	0	0	0	0	0	0	0	0	0	0	0	1	0	1
CHEW Marcus Shi Phng dp/p/dp	2	0	0	0	0	0	0	0	0	0	0	0	0	1	0	0	0	0	0	0
NG Ee Han, Ivan c	1	0	0	0	0	0	0	0	0	0	0	0	0	1	0	0	0	7	1	0
HAN YuChou, Dominic ph	1	0	0	0	0	0	0	0	0	0	0	0	0	0	0	0	0	0	0	0
MOHAMMAD NOORHAM Moh ss	1	0	0	0	0	0	0	0	0	0	0	0	0	1	0	0	0	1	1	0
AMIRUDIN Muhammad Fa ph	1	0	0	0	0	0	0	0	0	0	0	0	0	0	0	0	0	0	0	0
CHIA Audric Shaw Han ss	0	0	0	0	0	0	0	0	0	0	0	0	0	0	0	0	0	0	0	0
TAN Jun Kai, Watson p/dp/p	0	0	0	0	0	0	0	0	0	0	0	0	0	0	0	0	0	0	0	0
Totals	18	0	2	0	0	0	0	1	1	0	0	0	0	10	0	1	0	13	5	1

### United States 7

PLAYER	AB	R	H	BI	2B	3B	HR	BB	SB	CS	HP	SH	SF	SO	IBB	KL	GDP	PO	A	E
SAENZ Gilbert Lee cf	3	1	1	0	0	0	0	0	1	0	0	0	0	2	0	1	0	0	0	0
SCHILLER Cameron Joh ss	1	1	0	0	0	0	0	2	0	0	0	0	0	0	0	0	0	1	2	1
OCHOA Erick dp	2	1	1	1	0	0	0	1	0	0	0	0	0	0	0	0	0	0	0	0
DAVIS JR Yusef Latee rf	0	0	0	0	0	0	0	0	0	0	0	0	0	0	0	0	0	0	0	0
PALAZZO Matt Joseph 1b	2	1	0	0	0	0	1	0	0	0	0	0	0	0	0	1	0	4	0	0
RATLIFF Matthew Aaro rf	1	1	0	1	0	0	0	1	0	0	0	0	0	1	0	0	0	0	0	0
CASTILLO Kevin John- 3b	1	1	1	0	0	0	0	0	0	0	0	0	0	0	0	0	0	0	0	0
NOWACZYK Jeffrey Jam 3b/c	2	1	1	1	0	0	0	1	0	0	0	0	0	1	0	0	0	1	1	0
MULLINS Nicholas Rya c/dp	3	0	2	2	0	0	0	0	0	0	0	0	0	1	0	0	0	9	0	0
CHRISTIANSEN Jenner 2b	2	0	1	0	0	0	0	0	0	0	0	0	0	1	0	0	0	0	0	0
TAN Marcus John lf	2	0	0	0	0	0	0	0	0	0	0	0	0	1	0	0	0	0	0	0
MANCHA Antonio Lopez p	0	0	0	0	0	0	0	0	0	0	0	0	0	0	0	0	0	0	1	0
COOLEY Joel Eli p	0	0	0	0	0	0	0	0	0	0	0	0	0	0	0	0	0	0	0	0
Totals	19	7	7	5	0	0	0	6	1	0	0	0	0	7	0	1	1	15	4	1

Singapore	IP	H	R	ER	BB	SO	WP	HP	IP	IBB	SH	SF	2B	3B	HR	AB	BF	FO	GO	NP
TAN Jun Kai, Watson L,0-3	1.2	5	2	1	1	1	1	0	0	0	0	0	0	0	0	10	11	2	2	41
CHEW Marcus Shi Phng	2.2	2	5	5	5	6	1	0	0	0	0	0	0	0	0	9	14	0	1	68
United States	IP	H	R	ER	BB	SO	WP	HP	IP	IBB	SH	SF	2B	3B	HR	AB	BF	FO	GO	NP
MANCHA Antonio Lopez W,3-0	4.0	2	0	0	1	9	0	0	0	0	0	0	0	0	0	15	16	0	3	74
COOLEY Joel Eli	1.0	0	0	0	0	1	0	0	0	0	0	0	0	0	0	3	3	1	1	15

Umpires: HP-MATABOGE Abel (BOT), 1B-HORA Jan (CZE),  
2B-PORTEOUS Mark (NZL), 3B-GALLANT Andrew (CAN)

TC: CASTRO Liz (DEN), SANNA Giovanni (ITA)

Scorers: SANTOS Susana (ESP), RICHTEROVÁ Lenka (CZE), ALMARAZ Gabriel (MEX)

Start: 16:29 Time: 1:31 Attendance: 379 Weather: Sunny, 26°C



## GAME SUMMARY - RESULTADO DEL JUEGO 38



# NEW ZEALAND - JAPAN



Jun 18, 2019 at Havlíčkův Brod (CZE) (Hippos Arena)

-----  
New Zealand.....000 010 0 - 1 5 0  
Japan.....210 020 X - 5 8 0  
-----

### New Zealand 1

PLAYER	AB	R	H	BI	2B	3B	HR	BB	SB	CS	HP	SH	SF	SO	IBB	KL	GDP	PO	A	E
ENOKA Benjamin Richa cf	2	0	1	0	0	0	0	2	0	1	0	0	0	1	0	0	0	1	0	0
NUKUNUKU Nathan Walt 2b	4	0	1	1	0	0	0	0	0	0	0	0	0	0	0	0	1	0	0	0
ENOKA Thomas David lf	2	0	0	0	0	0	0	1	0	0	0	0	0	0	0	0	1	0	0	0
LAULU Wayne dp	3	0	1	0	0	0	0	0	0	0	0	0	0	1	0	0	0	0	0	0
RAEMAKI Jerome Devon lb	2	0	0	0	0	0	0	1	0	0	0	0	0	2	0	0	0	4	0	0
EVANS Cole Stuart ss	3	0	0	0	0	0	0	0	0	0	0	0	0	0	0	0	0	3	0	0
MAKEA Reilly Jazz Ar rf	2	1	1	0	0	0	0	1	0	0	0	0	0	1	0	0	0	1	0	0
VAN LIESHOUT Zane An c	0	0	0	0	0	0	0	0	0	0	0	0	0	0	0	0	0	2	0	0
COMPAIN Kallan Hugh ph/c	3	0	1	0	0	0	0	0	0	0	0	0	0	0	0	0	0	6	0	0
BARTORILLO Tyron Jai 3b	2	0	0	0	0	0	0	0	0	0	0	0	0	2	0	0	0	1	1	0
WATT Jackson Rowland ph	1	0	0	0	0	0	0	0	0	0	0	0	0	0	0	0	0	0	0	0
HAYES Nikki Jasper p	0	0	0	0	0	0	0	0	0	0	0	0	0	0	0	0	0	0	1	0
Totals	24	1	5	1	0	0	0	5	0	1	0	0	0	7	0	0	2	18	2	0

### Japan 5

PLAYER	AB	R	H	BI	2B	3B	HR	BB	SB	CS	HP	SH	SF	SO	IBB	KL	GDP	PO	A	E
UNE Ryoyu ss	3	1	2	0	0	0	0	0	0	0	0	0	0	0	0	0	0	2	2	0
YASUMI Kotaro 2b	3	0	1	0	0	0	0	0	0	0	0	0	0	2	0	0	0	2	1	0
MATSUDA Hikaru dp	2	1	1	2	0	0	1	0	0	0	0	0	1	1	0	0	0	0	0	0
OISHI Tsukasa c	3	1	2	2	0	0	1	0	0	0	0	0	0	0	0	0	0	7	1	0
MORITA Yusuke lf	3	0	1	0	1	0	0	0	0	0	0	0	0	0	0	0	0	0	0	0
KATAOKA Taiyo lb	2	0	0	0	0	0	0	0	0	0	0	0	0	2	0	0	0	7	0	0
URAMOTO Daishi ph	1	0	0	0	0	0	0	0	0	0	0	0	0	0	0	0	0	0	0	0
IKEDA Hiroto rf	3	1	1	0	0	0	0	0	0	0	0	0	0	0	0	0	0	2	0	0
KUROIWA Seii cf	3	0	0	0	0	0	0	0	0	0	0	0	0	3	0	2	0	0	0	0
TSUTSUI Takuto 3b	1	1	0	0	0	0	0	0	0	0	2	0	0	0	0	0	0	1	3	0
KOYAMA Reo p	0	0	0	0	0	0	0	0	0	0	0	0	0	0	0	0	0	0	3	0
Totals	24	5	8	4	1	0	2	0	0	0	2	0	1	8	0	2	0	21	10	0

New Zealand	IP	H	R	ER	BB	SO	WP	HP	IP	IBB	SH	SF	2B	3B	HR	AB	BF	FO	GO	NP
HAYES Nikki Jasper L,1-2	6.0	8	5	5	0	8	1	2	0	0	0	1	1	0	2	24	27	6	3	116
Japan	IP	H	R	ER	BB	SO	WP	HP	IP	IBB	SH	SF	2B	3B	HR	AB	BF	FO	GO	NP
KOYAMA Reo W,2-0	7.0	5	1	1	5	7	2	0	0	0	0	0	0	0	0	24	29	5	7	127

Umpires: HP-HAND Jonathan (USA), 1B-GALLANT Andrew (CAN),  
2B-POHL Gregory (USA), 3B-GARCIA CUE Maykel (CUB)  
TC: ISBOUTS Woutrinus (NED), JENNINGS Michael (GBR)  
Scorers: CRAIG Greta (USA), GOLÁN Radek (CZE), CRAIG Michael (USA)  
Start: 16:31 Time: 2:07 Attendance: 450 Weather: Partly cloudy, 26° C



## GAME SUMMARY - RESULTADO DEL JUEGO 39



# NETHERLANDS - DENMARK



Jun 18, 2019 at Prague (CZE) (Svoboda Ballpark)

```
-----
Netherlands.....000 01 - 1 3 0
Denmark.....103 4X - 8 7 0
-----
```

### Netherlands 1

PLAYER	AB	R	H	BI	2B	3B	HR	BB	SB	CS	HP	SH	SF	SO	IBB	KL	GDP	PO	A	E
DELFINA Jefferson Pr rf	2	0	1	0	0	0	0	0	1	0	0	0	0	0	0	0	0	0	0	0
BEAUMONT Anthony Car c	2	0	0	0	0	0	0	0	0	0	0	0	0	1	0	0	0	3	0	0
DIJKHOFF Eldrick Gab ss	2	0	1	0	0	0	0	0	0	0	0	0	0	0	0	0	0	1	0	0
JAVIER Enrique Dejes dp/lb	2	0	0	0	0	0	0	0	0	0	0	0	0	1	0	1	0	3	2	0
DIX Ronald lb	0	0	0	0	0	0	0	0	0	0	0	0	0	0	0	0	0	1	0	0
LOURENS Emeron Eldon 3b	2	0	0	0	0	0	0	0	0	0	0	0	0	1	0	0	0	0	1	0
BROOKS Revin Vincent lb/dp	2	1	1	1	0	0	1	0	0	0	0	0	0	0	0	0	0	0	0	0
POLONIUS Glennsig Ro 2b	2	0	0	0	0	0	0	0	0	0	0	0	0	1	0	0	0	2	2	0
ROMBLEY Danny Regina cf	1	0	0	0	0	0	0	0	0	0	0	0	0	1	0	0	0	1	0	0
RAAP Idelgardo Olivo ph	1	0	0	0	0	0	0	0	0	0	0	0	0	1	0	1	0	0	0	0
JUAQUIN Dyron David lf	2	0	0	0	0	0	0	0	0	0	0	0	0	2	0	1	0	1	0	0
MULDER Jeroen p	0	0	0	0	0	0	0	0	0	0	0	0	0	0	0	0	0	0	1	0
VISSER Jeffry p	0	0	0	0	0	0	0	0	0	0	0	0	0	0	0	0	0	0	0	0
Totals	18	1	3	1	0	0	1	0	1	0	0	0	0	8	0	3	0	12	6	0

### Denmark 8

PLAYER	AB	R	H	BI	2B	3B	HR	BB	SB	CS	HP	SH	SF	SO	IBB	KL	GDP	PO	A	E
TERKELSEN Jens Valde lf	1	2	0	0	0	0	0	2	0	0	0	0	0	0	0	0	0	1	0	0
JØRGENSEN Anders Mun c	2	0	0	0	0	0	0	1	0	0	0	0	0	1	0	1	0	8	0	0
LARSEN Anton Schulze pr	0	1	0	0	0	0	0	0	0	0	0	0	0	0	0	0	0	0	0	0
TERKELSEN Frederik F lb	3	1	2	0	0	0	0	0	1	0	0	0	0	0	0	0	0	3	0	0
JULENON Daniel Jean dp	2	1	1	1	0	0	0	1	0	0	0	0	0	1	0	0	0	0	0	0
ANDERSEN Oscar Trøjg pr/rf	0	1	0	0	0	0	0	0	0	0	0	0	0	0	0	0	0	0	0	0
BROWN Anton Schioetz rf/dp/rf	1	1	1	0	0	0	0	1	0	0	0	1	0	0	1	0	0	0	0	0
SVANE Anders Bendix ss	2	0	1	4	0	0	0	1	0	0	0	0	0	0	0	0	0	0	2	0
MILNE Duncan Svane pr	0	1	0	0	0	0	0	0	0	0	0	0	0	0	0	0	0	0	0	0
SIMONSEN Martin Munk cf	2	0	1	1	0	1	0	1	0	0	0	0	0	0	0	0	0	1	0	0
ISASI Alejandro Wong 3b	3	0	1	1	0	0	0	0	0	0	0	0	0	1	0	0	0	2	1	0
LOHMANN Lukas Nibe 2b	2	0	0	0	0	0	0	0	0	0	0	0	0	0	0	0	0	0	0	0
BERGER Jacob 2b	0	0	0	0	0	0	0	0	0	0	0	0	0	0	0	0	0	0	0	0
HANSEN Kim Lunderød p	0	0	0	0	0	0	0	0	0	0	0	0	0	0	0	0	0	0	0	0
Totals	18	8	7	7	0	1	0	7	1	0	0	1	0	3	1	1	0	15	3	0

Netherlands	IP	H	R	ER	BB	SO	WP	HP	IP	IBB	SH	SF	2B	3B	HR	AB	BF	FO	GO	NP
MULDER Jeroen L,1-2	3.0	4	5	5	6	3	0	0	0	1	1	0	0	0	0	12	19	1	5	66
VISSER Jeffry	1.0	3	3	3	1	0	2	0	0	0	0	0	0	1	0	6	7	2	1	24
Denmark	IP	H	R	ER	BB	SO	WP	HP	IP	IBB	SH	SF	2B	3B	HR	AB	BF	FO	GO	NP
HANSEN Kim Lunderød W,2-2	5.0	3	1	1	0	8	0	0	0	0	0	0	0	0	1	18	18	4	3	72

Umpires: HP-SALAZAR Eliazim (MEX), 1B-KAIARUNA Anthony (NZL),  
 2B-ARTEAGA Juan (COL), 3B-MCCAULEY Damien (AUS)

TC: CASTRO Liz (DEN), VAN OS Brian (CAN)

Scorers: ALMARAZ Gabriel (MEX), SECKÁR Alois (CZE), SANTOS Susana (ESP)

Start: 19:30 Time: 1:22 Attendance: 247 Weather: Sunny, 25°C



## GAME SUMMARY - RESULTADO DEL JUEGO 40



### CZECH REPUBLIC - PHILIPPINES



Jun 18, 2019 at Havlíčkův Brod (CZE) (Hippas Arena)

-----  
Czech Republic.....000 200 2 - 4 6 0  
Philippines.....000 100 0 - 1 3 1  
-----

#### Czech Republic 4

PLAYER	AB	R	H	BI	2B	3B	HR	BB	SB	CS	HP	SH	SF	SO	IBB	KL	GDP	PO	A	E
SVOBODA Vaclav ss/dp	4	0	0	0	0	0	0	0	0	0	0	0	0	1	0	0	0	0	2	0
KOLKUS Patrik 2b	4	0	1	0	0	0	0	0	0	0	0	0	0	0	0	0	0	3	1	0
MERTL David dp/c	3	1	1	0	0	0	0	0	0	0	0	0	0	0	0	0	0	5	1	0
MALY Marek rf	2	0	2	0	0	0	0	1	0	0	0	0	0	0	0	0	0	1	0	0
KOPESNY Patrik cf	3	1	0	0	0	0	0	2	0	0	0	0	0	0	0	0	0	0	0	0
VACHA Petr lf	3	0	1	1	0	0	0	0	0	0	0	0	0	0	0	0	0	2	0	0
KASAL Matous lb	2	1	0	0	0	0	0	1	0	0	0	0	0	1	0	1	0	5	1	0
FIALA Lukas c	2	0	0	0	0	0	0	0	0	0	0	0	0	1	0	0	0	4	0	0
PETR Tomas c/ss	0	0	0	0	0	0	0	0	0	0	0	1	0	0	0	0	0	1	0	0
NEZBEDA Jisi 3b	3	1	1	2	0	0	1	0	0	0	0	0	0	0	0	0	0	0	3	0
BRENIK Jaroslav p	0	0	0	0	0	0	0	0	0	0	0	0	0	0	0	0	0	0	1	0
HOLBRADEK Michal p	0	0	0	0	0	0	0	0	0	0	0	0	0	0	0	0	0	0	0	0
Totals	26	4	6	3	0	0	1	2	2	0	0	1	0	3	0	1	0	21	9	0

#### Philippines 1

PLAYER	AB	R	H	BI	2B	3B	HR	BB	SB	CS	HP	SH	SF	SO	IBB	KL	GDP	PO	A	E
BATHAN Denmark cf	3	0	0	0	0	0	0	0	0	0	0	0	0	1	0	0	0	0	0	0
BACARISAS Jerome ss/2b	1	1	0	0	0	0	0	2	0	0	0	0	0	1	0	0	0	2	3	0
RIPARIP Gerone lf	2	0	0	0	0	0	0	0	0	0	0	1	0	0	0	0	0	1	0	0
PAGKALIWAGAN Marlon dp	3	0	2	0	0	0	0	0	0	0	0	0	0	1	0	0	0	0	0	0
BINARAO Ernesto lb	2	0	1	1	0	0	0	0	0	0	0	1	0	0	0	0	0	13	0	0
PARCO Reagan rf	2	0	0	0	0	0	0	0	0	0	0	0	0	2	0	2	0	1	0	0
OMANDAC Saxon rf	0	0	0	0	0	0	0	0	0	0	0	0	0	0	0	0	0	0	0	0
PAGKALIWAGAN Michael ph	1	0	0	0	0	0	0	0	0	0	0	0	0	0	0	0	0	0	0	0
ABELLO Isidro c	2	0	0	0	0	0	0	0	0	0	0	0	0	1	0	1	0	3	0	0
DEL SOCORRO Edmer ph	1	0	0	0	0	0	0	0	0	0	0	0	0	1	0	0	0	0	0	0
MARAVILLES Ben 2b/ss	2	0	0	0	0	0	0	0	0	0	0	0	0	1	0	0	0	1	4	1
DEL SOCORRO Earl Rya ph	1	0	0	0	0	0	0	0	0	0	0	0	0	1	0	0	0	0	0	0
RIPARIP Gino 3b	2	0	0	0	0	0	0	0	0	0	0	0	0	0	0	0	0	0	4	0
BARREDO Leo p	0	0	0	0	0	0	0	0	0	0	0	0	0	0	0	0	0	0	2	0
Totals	22	1	3	1	0	0	0	2	0	0	0	2	0	9	0	3	0	21	13	1

Czech Republic	IP	H	R	ER	BB	SO	WP	HP	IP	IBB	SH	SF	2B	3B	HR	AB	BF	FO	GO	NP
BRENIK Jaroslav W,1-0	4.0	3	1	1	1	4	0	0	0	0	2	0	0	0	0	13	16	3	5	59
HOLBRADEK Michal	3.0	0	0	0	1	5	0	0	0	0	0	0	0	0	0	9	10	0	4	41
Philippines	IP	H	R	ER	BB	SO	WP	HP	IP	IBB	SH	SF	2B	3B	HR	AB	BF	FO	GO	NP
BARREDO Leo L,0-3	7.0	6	4	4	2	3	0	0	0	0	1	0	0	0	1	26	29	5	13	95

Umpires: HP-CARBALLO Enrique (CUB), 1B-KUSAMOTO Mitsunori (JPN),  
2B-JAKOBSEN Jens (DEN), 3B-RINDFLEISH Scott (AUS)  
TC: ISBOUTS Woutrinus (NED), JENNINGS Michael (GBR)  
Scorers: CRAIG Michael (USA), GOLAN Radek (CZE), CRAIG Greta (USA)  
Start: 19:31 Time: 1:50 Attendance: 1110 Weather: Mostly sunny, 26°C





## GAME SUMMARY - RESULTADO DEL JUEGO 41



# JAPAN - CUBA



Jun 19, 2019 at Prague (CZE) (Svoboda Ballpark)

Japan.....000 002 0 - 2 5 1  
Cuba.....000 000 0 - 0 2 0

### Japan 2

PLAYER	AB	R	H	BI	2B	3B	HR	BB	SB	CS	HP	SH	SF	SO	IBB	KL	GDP	PO	A	E
UNE Ryoyu ss	4	0	0	0	0	0	0	0	0	0	0	0	0	2	0	1	0	1	3	1
YASUMI Kotaro 2b	3	0	0	0	0	0	0	0	0	0	0	0	0	1	0	0	0	2	2	0
MATSUDA Hikaru dp/p	3	1	1	2	0	0	1	0	0	0	0	0	0	2	0	2	0	0	1	0
IKEDA Hiroki p	0	0	0	0	0	0	0	0	0	0	0	0	0	0	0	0	0	0	0	0
OISHI Tsukasa c	2	0	1	0	0	0	0	0	0	0	1	0	0	0	0	0	0	10	1	0
MORITA Yusuke lf	3	0	0	0	0	0	0	0	0	0	0	0	0	2	0	1	0	0	0	0
IKEDA Hiroto rf	3	0	0	0	0	0	0	0	0	0	0	0	0	2	0	1	0	0	0	0
URAMOTO Daishi 1b	3	0	1	0	0	0	0	0	0	0	0	0	0	1	0	0	0	7	0	0
KUROIWA Seii cf	3	0	1	0	1	0	0	0	0	0	0	0	0	0	0	0	0	1	0	0
INOUE Tomonori 3b	1	1	1	0	0	0	2	0	0	0	0	0	0	0	0	0	0	0	2	0
TERABARU Mizuki p	0	0	0	0	0	0	0	0	0	0	0	0	0	0	0	0	0	0	0	0
NONE Player	0	0	0	0	0	0	0	0	0	0	0	0	0	0	0	0	0	0	0	0
Totals	25	2	5	2	1	0	1	2	0	0	1	0	0	10	0	5	0	21	9	1

### Cuba 0

PLAYER	AB	R	H	BI	2B	3B	HR	BB	SB	CS	HP	SH	SF	SO	IBB	KL	GDP	PO	A	E
RODRIGUEZ ROSALES Ju cf	3	0	1	0	0	0	0	0	0	0	0	0	0	0	0	0	0	1	0	0
RODRIGUEZ CASTELLANO lf	3	0	0	0	0	0	0	0	0	0	0	0	0	1	0	0	0	1	0	0
RODRIGUEZ VINENT Yes 2b	3	0	0	0	0	0	0	0	0	0	0	0	0	1	0	1	0	1	4	0
VERA MESA Reinier c	3	0	0	0	0	0	0	0	0	0	0	0	0	2	0	1	0	9	1	0
RIOS FABARS Juan Yas 1b	2	0	0	0	0	0	0	1	0	0	0	0	0	0	0	0	0	7	0	0
ROSETE TABRAUE Roger dp	3	0	0	0	0	0	0	0	0	0	0	0	0	2	0	0	0	0	0	0
LAMOTE PRADES Reynal rf	2	0	1	0	0	0	0	1	0	0	0	0	0	1	0	0	0	0	0	0
PEREZ PEREZ Osvaldo 3b	2	0	0	0	0	0	0	0	0	0	0	0	0	2	0	0	0	1	0	0
DOMINGUEZ ROBLES Lui ss	1	0	0	0	0	0	0	0	0	0	0	0	0	1	0	0	0	0	2	0
CASTILLO BLAIR Hecto ph	1	0	0	0	0	0	0	0	0	0	0	0	0	0	0	0	0	0	0	0
PLUTIN QUINTERO Gube p	0	0	0	0	0	0	0	0	0	0	0	0	0	0	0	0	0	1	1	0
Totals	23	0	2	0	0	0	0	2	0	0	0	0	0	10	0	2	0	21	8	0

Japan	IP	H	R	ER	BB	SO	WP	HP	IP	IBB	SH	SF	2B	3B	HR	AB	BF	FO	GO	NP
TERABARU Mizuki	0.0	0	0	0	0	0	0	0	0	0	0	0	0	0	0	0	0	0	0	0
MATSUDA Hikaru W,3-0	6.0	2	0	0	1	9	1	0	0	0	0	0	0	0	0	20	21	2	6	81
IKEDA Hiroki SV,1	1.0	0	0	0	1	1	0	0	0	0	0	0	0	0	0	3	4	0	2	19

Cuba	IP	H	R	ER	BB	SO	WP	HP	IP	IBB	SH	SF	2B	3B	HR	AB	BF	FO	GO	NP
PLUTIN QUINTERO Gube L,0-1	7.0	5	2	2	2	10	0	1	0	0	0	0	1	0	1	25	28	4	6	116

Umpires: HP-HORA Jan (CZE), 1B-TOVAR Manuel (VEN),  
2B-LOHNERT Thomas (GER), 3B-DOSTAL Jiri (CZE)

TC: ISBOUTS Woutrinus (NED), GUTIERREZ Ray (USA)

Scorers: CRAIG Michael (USA), RICHTEROVá Lenka (CZE), STOOVELAAR Marco (NED)

Start: 10:29 Time: 1:45 Attendance: 750 Weather: Sunny, 26°C



## GAME SUMMARY - RESULTADO DEL JUEGO 42



# AUSTRALIA - VENEZUELA



Jun 19, 2019 at Havlíčkův Brod (CZE) (Hippus Arena)

Australia.....	031	001	0 - 5	4	0
Venezuela.....	110	000	1 - 3	5	0

### Australia 5

PLAYER	AB	R	H	BI	2B	3B	HR	BB	SB	CS	HP	SH	SF	SO	IBB	KL	GDP	PO	A	E
MATHEWS Hayden Andre lf	3	0	0	0	0	0	0	0	0	0	0	0	0	1	0	0	0	0	0	0
WHITE Joshua Xavier ph	1	0	0	0	0	0	0	0	0	0	0	0	0	0	0	0	0	0	0	0
WRIGHT Jett Kelsay 3b	0	0	0	0	0	0	0	0	0	0	0	0	0	0	0	0	0	0	1	0
NORTON Nicholas Luck c	2	0	0	0	0	0	0	1	0	0	1	0	0	0	0	0	0	12	1	0
SHAILES Nicholas Pau ss	3	0	2	1	1	1	0	1	0	0	0	0	0	0	0	0	0	1	1	0
KIRKPATRICK Andrew T dp	2	0	0	0	0	0	0	2	0	0	0	0	0	0	0	0	0	0	0	0
PURCELL James Daniel pr/dp	0	0	0	0	0	0	0	0	0	0	0	0	0	0	0	0	0	0	0	0
O'BYRNE Brendon Thom 2b	3	1	1	0	1	0	0	0	0	0	0	1	0	0	0	0	0	0	2	0
TODHUNTER James Came lb	3	1	1	1	0	0	0	0	0	0	0	0	1	0	0	0	0	6	0	0
PATTERSON Scott Anto cf/lf	3	1	0	0	0	0	0	0	0	0	1	0	0	0	0	0	0	0	0	0
BEASHEL Callum Paul rf	0	1	0	0	0	0	0	1	0	0	2	0	0	0	0	0	0	1	0	0
O'LEARY Liam Haukana ph	0	0	0	0	0	0	0	1	0	0	0	0	0	0	0	0	0	0	0	0
SINCLAIR Ryan Walter 3b/cf	2	1	0	1	0	0	0	2	0	0	0	0	0	0	0	0	0	1	1	0
FOLKARD Adam Peter p	0	0	0	0	0	0	0	0	0	0	0	0	0	0	0	0	0	0	0	0
Totals	22	5	4	3	2	1	0	8	0	0	4	1	1	1	1	0	0	21	6	0

### Venezuela 3

PLAYER	AB	R	H	BI	2B	3B	HR	BB	SB	CS	HP	SH	SF	SO	IBB	KL	GDP	PO	A	E
QUERALES CORONEL Her lf	3	1	0	0	0	0	0	1	0	0	0	0	0	1	0	0	0	1	0	0
LIMA MENDOZA Jorge L 2b	4	0	0	0	0	0	0	0	0	0	0	0	0	2	0	0	0	2	2	0
FLORES SANCHEZ Rafae dp	3	0	0	0	0	0	0	1	0	0	0	0	0	2	0	1	0	0	0	0
PINTO ORLANDO Luiger c	3	0	1	1	1	0	0	0	0	0	0	0	0	1	0	0	0	1	1	0
CARRENO MENESSES Carl 3b	2	0	0	0	0	0	0	0	0	0	0	0	0	2	0	0	0	1	0	0
ZAMBRANO STORMES Joh ph	0	0	0	0	0	0	0	1	0	0	0	0	0	0	0	0	0	0	0	0
SEQUERA RAMOS Rogeli rf	2	0	1	0	0	0	0	0	0	0	0	0	0	1	0	0	0	0	0	0
HERRERA FALCON Engel ph/rf	1	0	1	0	0	0	0	0	0	0	0	0	0	0	0	0	0	1	0	0
ROGERS PEREZ Edward ss	3	0	0	0	0	0	0	0	0	0	0	0	0	1	0	0	0	3	3	0
OJEDA CORDERO Carlos cf	2	2	1	1	0	0	1	1	0	0	0	0	0	1	0	0	0	2	0	0
CONTRERAS JIMENEZ Ma lb	2	0	0	0	0	0	0	0	0	0	0	0	0	2	0	0	0	10	0	0
SOLORZANO ZAMBRANO J ph	1	0	1	0	0	0	0	0	0	0	0	0	0	0	0	0	0	0	0	0
PEREZ Angel Antonio p	0	0	0	0	0	0	0	0	0	0	0	0	0	0	0	0	0	0	0	0
PIMENTEL SIVIRA Maik p	0	0	0	0	0	0	0	0	0	0	0	0	0	0	0	0	0	0	0	0
UCERO ARCIA Carlos R p	0	0	0	0	0	0	0	0	0	0	0	0	0	0	0	0	0	0	7	0
Totals	26	3	5	2	1	0	1	4	0	0	0	0	0	13	0	1	0	21	13	0

Australia	IP	H	R	ER	BB	SO	WP	HP	IP	IBB	SH	SF	2B	3B	HR	AB	BF	FO	GO	NP
FOLKARD Adam Peter W,1-1	7.0	5	3	3	4	13	1	0	0	0	0	0	1	0	1	26	30	3	5	127

Venezuela	IP	H	R	ER	BB	SO	WP	HP	IP	IBB	SH	SF	2B	3B	HR	AB	BF	FO	GO	NP
PEREZ Angel Antonio L,0-1	1.1	2	3	3	1	0	0	2	0	0	0	0	1	0	6	9	3	1	32	
PIMENTEL SIVIRA Maik	0.1	0	0	0	2	0	2	0	0	0	0	0	0	0	1	3	0	1	14	
UCERO ARCIA Carlos R	5.1	2	2	1	5	1	0	2	0	1	1	1	2	0	15	24	4	10	83	

Umpires: HP-JAKOBSEN Jens (DEN), 1B-PORTEOUS Mark (NZL),  
2B-GALLANT Andrew (CAN), 3B-SALAZAR Eliazim (MEX)  
TC: PEREZ Roberto (CAN), CASTRO Liz (DEN)  
Scorers: ALMARAZ Gabriel (MEX), GOLÁN Radek (CZE), SANTOS Susana (ESP)  
Start: 10:29 Time: 2:19 Attendance: 349 Weather: Sunny, 23°C



## GAME SUMMARY - RESULTADO DEL JUEGO 43



# PHILIPPINES - NEW ZEALAND



Jun 19, 2019 at Prague (CZE) (Svoboda Ballpark)

Philippines.....000 - 0 1 1  
New Zealand.....249 - 15 14 0

### Philippines 0

PLAYER	AB	R	H	BI	2B	3B	HR	BB	SB	CS	HP	SH	SF	SO	IBB	KL	GDP	PO	A	E
RIPARIP Gino 3b	2	0	0	0	0	0	0	0	0	0	0	0	0	1	0	1	0	1	2	0
BACARISAS Jerome 2b	1	0	0	0	0	0	0	0	0	0	0	0	0	1	0	0	0	2	1	0
VISAYA Julius Cesar rf	0	0	0	0	0	0	0	0	0	0	0	0	0	0	0	0	0	1	0	0
RIPARIP Gerone lf	1	0	0	0	0	0	0	0	0	0	0	0	0	1	0	1	0	0	0	0
PAGKALIWAGAN Marlon p	1	0	0	0	0	0	0	0	0	0	0	0	0	0	0	0	0	0	0	0
PARCO Reagan p	0	0	0	0	0	0	0	0	0	0	0	0	0	0	0	0	0	0	0	0
MARQUEZ Gregorio p	0	0	0	0	0	0	0	0	0	0	0	0	0	0	0	0	0	0	0	0
BINARAO Ernesto 1b	1	0	1	0	0	0	0	0	0	0	0	0	0	0	0	0	0	2	1	0
BATHAN Denmark cf/2b	0	0	0	0	0	0	0	0	0	0	1	0	0	0	0	0	0	1	2	0
MARAVILLES Ben ss	1	0	0	0	0	0	0	0	0	0	0	0	0	1	0	1	0	0	1	1
ABELLO Isidro c	1	0	0	0	0	0	0	0	0	0	0	0	0	1	0	0	0	0	1	0
DEL SOCORRO Edmer c	0	0	0	0	0	0	0	0	0	0	0	0	0	0	0	0	0	0	1	0
PAGKALIWAGAN Michael rf/cf	0	0	0	0	0	0	0	0	0	0	0	0	0	0	0	0	0	0	0	0
OMANDAC Saxon ph/cf	1	0	0	0	0	0	0	0	0	0	0	0	0	1	0	0	0	0	0	0
NONE Player	0	0	0	0	0	0	0	0	0	0	0	0	0	0	0	0	0	0	0	0
Totals	9	0	1	0	0	0	0	0	0	0	0	1	0	6	0	3	0	7	9	1

### New Zealand 15

PLAYER	AB	R	H	BI	2B	3B	HR	BB	SB	CS	HP	SH	SF	SO	IBB	KL	GDP	PO	A	E
ENOKA Campbell Dunca cf	3	3	2	3	0	0	1	0	0	0	0	0	0	0	0	0	0	0	0	0
NUKUNUKU Nathan Walt 2b	2	3	2	4	0	0	2	1	0	0	0	0	0	0	0	0	0	1	0	0
ENOKA Thomas David 1b	2	0	1	1	0	0	0	0	0	0	0	0	0	0	0	0	0	2	1	0
RAEMAKI Jerome Devon ph	1	1	1	0	0	0	0	0	0	0	0	0	0	0	0	0	0	0	0	0
LAULU Wayne dp	3	2	2	0	1	0	0	0	1	0	0	0	0	0	0	0	1	0	0	0
EVANS Cole Stuart ss	0	0	0	0	0	0	0	2	0	0	0	0	0	0	0	0	0	0	1	0
HARBROW Joshua Georg ph	0	1	0	0	0	0	0	1	0	0	0	0	0	0	0	0	0	0	0	0
MAKEA Reilly Jazz Ar lf	3	1	3	3	1	0	0	0	0	0	0	0	0	0	0	0	0	0	0	0
COMPAIN Kallan Hugh c	3	1	1	0	1	0	0	0	0	0	0	0	0	0	0	0	0	6	0	0
WATT Jackson Rowland rf	2	1	1	2	0	0	0	1	0	0	0	0	0	0	0	0	0	0	0	0
EVANS Joel James 3b	2	2	1	0	0	0	0	0	0	0	0	0	0	0	0	0	0	0	1	0
PETTETT Joshua Aaron p	0	0	0	0	0	0	0	0	0	0	0	0	0	0	0	0	0	0	1	0
Totals	21	15	14	13	3	0	3	5	1	0	0	0	0	0	0	0	1	9	4	0

Philippines	IP	H	R	ER	BB	SO	WP	HP	IP	IBB	SH	SF	2B	3B	HR	AB	BF	FO	GO	NP
PAGKALIWAGAN Marlon L,0-2	1.2	6	6	4	4	0	1	0	0	0	0	0	0	0	1	11	15	1	4	51
PARCO Reagan	0.1	4	4	4	0	0	0	0	0	0	0	0	0	0	2	5	5	0	1	11
MARQUEZ Gregorio	0.1	4	5	5	1	0	1	0	0	0	0	0	3	0	0	5	6	0	1	23

New Zealand	IP	H	R	ER	BB	SO	WP	HP	IP	IBB	SH	SF	2B	3B	HR	AB	BF	FO	GO	NP
PETTETT Joshua Aaron W,1-0	3.0	1	0	0	0	6	0	0	0	0	1	0	0	0	0	9	10	0	3	39

Umpires: HP-GERRIOR Darren (CAN), 1B-POHL Gregory (USA),  
2B-RINDFLEISH Scott (AUS), 3B-HAND Jonathan (USA)

TC: GUTIERREZ Ray (USA), SANNA Giovanni (ITA)

Scorers: STOOVELAAR Marco (NED), RICHTEROVÁ Lenka (CZE), CRAIG Michael (USA)

Start: 13:31 Time: 1:10 Attendance: 430 Weather: Partly sunny, 27° C



## GAME SUMMARY - RESULTADO DEL JUEGO 44



# CANADA - SINGAPORE



Jun 19, 2019 at Havlíčkův Brod (CZE) (Hippos Arena)

```
-----
Canada.....121 400 - 8 8 1
Singapore.....000 000 - 0 0 1
-----
```

### Canada 8

PLAYER	AB	R	H	BI	2B	3B	HR	BB	SB	CS	HP	SH	SF	SO	IBB	KL	GDP	PO	A	E
WALUSHKA Kristopher cf	3	0	1	0	0	0	0	0	0	0	0	1	0	0	0	0	0	0	0	0
HILL Jason John rf	3	0	0	0	0	0	0	0	0	0	0	0	0	1	0	0	0	0	0	0
MAYSON Derek Ross 1b	2	2	1	2	0	0	1	1	0	0	0	0	0	0	0	0	0	3	0	0
HUNTER Blake Everett 3b	3	0	2	1	1	0	0	0	0	0	0	0	0	0	0	0	0	1	1	0
ROY Mathieu pr	0	1	0	0	0	0	0	0	0	0	0	0	0	0	0	0	0	0	0	0
ABREY Bryan Michael c	2	2	1	2	0	0	1	1	0	0	0	0	0	0	0	0	0	9	1	0
BOLAND Shane James ss	3	1	1	1	0	0	1	0	0	0	0	0	0	0	0	0	0	0	2	0
BURNS Patrick James dp/p	2	1	2	2	0	0	1	1	0	0	0	0	0	0	0	0	0	0	0	0
EZEKIEL Kyle Michael lf	3	0	0	0	0	0	0	0	0	0	0	0	0	0	0	0	0	0	0	0
PAULI Tyler 2b	2	1	0	0	0	0	1	0	0	0	0	0	0	0	0	0	0	1	0	0
CLEARY Sean p	0	0	0	0	0	0	0	0	0	0	0	0	0	0	0	0	0	1	1	0
Totals	23	8	8	8	1	0	4	4	0	0	0	1	0	1	0	0	0	15	5	0

### Singapore 0

PLAYER	AB	R	H	BI	2B	3B	HR	BB	SB	CS	HP	SH	SF	SO	IBB	KL	GDP	PO	A	E
TAM Joshua Jun Wen, 3b	1	0	0	0	0	0	0	1	0	1	0	0	0	1	0	1	0	0	1	0
FOO Say Kian cf	1	0	0	0	0	0	0	0	0	0	0	1	0	0	0	0	0	3	0	0
SEAH Schuyler Jia Le rf	2	0	0	0	0	0	0	0	0	0	0	0	0	1	0	0	0	3	0	0
TAN Tai Jin, Jeron 1b/dp/p	1	0	0	0	0	0	0	1	0	0	0	0	0	1	0	0	0	4	1	0
LOW Zu Ray pr	0	0	0	0	0	0	0	1	0	0	0	0	0	0	0	0	0	0	0	0
AMIRUDIN Muhammad Fa dp/lb	2	0	0	0	0	0	0	0	0	0	0	0	0	1	0	0	0	2	0	0
TAN Ding Quan, Ivan 2b	2	0	0	0	0	0	0	0	0	0	0	0	0	1	0	0	0	1	0	1
NG Ee Han, Ivan c	1	0	0	0	0	0	0	0	0	0	0	0	0	1	0	0	0	1	0	0
HAN YuChou, Dominic ph	1	0	0	0	0	0	0	0	0	0	0	0	0	1	0	0	0	0	0	0
TAN Andrew Wei-Kang lf	1	0	0	0	0	0	0	0	0	0	0	0	0	1	0	0	0	1	0	0
CHIA Audric Shaw Han ss	1	0	0	0	0	0	0	0	0	0	0	0	0	1	0	0	0	0	2	1
NGIAM Jun Jie, Geran p	0	0	0	0	0	0	0	0	0	0	0	0	0	0	0	0	0	0	0	0
TAN Jun Kai, Watson p	0	0	0	0	0	0	0	0	0	0	0	0	0	0	0	0	0	0	1	0
Totals	13	0	0	0	0	0	0	2	1	1	0	1	0	9	0	1	0	15	5	2

Canada	IP	H	R	ER	BB	SO	WP	HP	IP	IBB	SH	SF	2B	3B	HR	AB	BF	FO	GO	NP
CLEARY Sean W,3-0	4.0	0	0	0	1	6	0	0	0	0	1	0	0	0	0	10	12	1	4	47
BURNS Patrick James	1.0	0	0	0	1	3	0	0	0	0	0	0	0	0	0	3	4	0	0	16

Singapore	IP	H	R	ER	BB	SO	WP	HP	IP	IBB	SH	SF	2B	3B	HR	AB	BF	FO	GO	NP
NGIAM Jun Jie, Geran L,0-1	2.2	5	4	3	2	0	0	0	0	0	0	0	1	0	2	14	16	4	5	49
TAN Jun Kai, Watson	1.0	1	2	2	1	1	2	0	0	0	1	0	0	0	1	3	5	1	1	23
TAN Tai Jin, Jeron	1.1	2	2	2	1	0	1	0	0	0	0	0	0	0	1	6	7	2	2	26

Umpires: HP-KUSAMOTO Mitsunori (JPN), 1B-SELDEN David (USA),  
2B-CARBALLO Enrique (CUB), 3B-MATABOGE Abel (BOT)

TC: CASTRO Liz (DEN), PEREZ Roberto (CAN)

Scorers: SANTOS Susana (ESP), GOLÁN Radek (CZE), ALMARAZ Gabriel (MEX)

Start: 13:30 Time: 1:17 Attendance: 113 Weather: Partly cloudy, 26°C



## GAME SUMMARY - RESULTADO DEL JUEGO 45



# MEXICO - ARGENTINA



Jun 19, 2019 at Prague (CZE) (Svoboda Ballpark)

```
-----
Mexico.....000 1 - 1 1 0
Argentina.....161 3 - 11 12 0
-----
```

### Mexico 1

PLAYER	AB	R	H	BI	2B	3B	HR	BB	SB	CS	HP	SH	SF	SO	IBB	KL	GDP	PO	A	E
VILLALVAZO PENA Lenn 3b	2	0	0	0	0	0	0	0	0	0	0	0	0	1	0	0	0	0	0	0
PENA OSUNA Ismael 2b	2	0	0	0	0	0	0	0	0	0	0	0	0	2	0	2	0	0	2	0
LOPEZ DELGADO Edgar 1b	2	1	1	1	0	0	1	0	0	0	0	0	0	0	0	0	0	3	0	0
DELGADILLO HERNANDEZ dp	2	0	0	0	0	0	0	0	0	0	0	0	0	1	0	0	0	0	0	0
OSUNA PERAZA Alan De rf	1	0	0	0	0	0	0	0	0	0	0	0	0	1	0	0	0	1	0	0
GONZALEZ RUBIO Marco lf	1	0	0	0	0	0	0	0	0	0	0	0	0	0	0	0	0	1	0	0
SANCHEZ LOPEZ Ernest c	1	0	0	0	0	0	0	0	0	0	0	0	0	1	0	1	0	3	0	0
CARDONA BUSTAMANTE J ss	1	0	0	0	0	0	0	0	0	0	0	0	0	0	0	0	0	0	0	0
RODRIGUEZ PENA Julio cf	1	0	0	0	0	0	0	0	0	0	0	0	0	1	0	0	0	1	0	0
MUNOZ LEON Jonathan p	0	0	0	0	0	0	0	0	0	0	0	0	0	0	0	0	0	0	0	0
HERNANDEZ CUETO Jose p	0	0	0	0	0	0	0	0	0	0	0	0	0	0	0	0	0	0	0	0
ORDAZ LOPEZ Carlos M p	0	0	0	0	0	0	0	0	0	0	0	0	0	0	0	0	0	0	0	0
DUENAS LEDEZMA Adan p	0	0	0	0	0	0	0	0	0	0	0	0	0	0	0	0	0	0	0	0
Totals	13	1	1	1	0	0	1	0	0	0	0	0	0	7	0	3	0	9	2	0

### Argentina 11

PLAYER	AB	R	H	BI	2B	3B	HR	BB	SB	CS	HP	SH	SF	SO	IBB	KL	GDP	PO	A	E
PEKER Alan Javier cf	3	2	3	0	1	0	0	0	0	0	0	0	0	0	0	0	0	0	0	0
MIGLIAVACCA SKLADNY c	3	0	1	1	0	0	0	0	0	0	0	0	0	0	0	0	0	8	0	0
MOTRONI Bruno dp	1	1	0	0	0	0	1	0	0	0	1	0	1	0	0	0	0	0	0	0
CARRIL Santiago Nico rf	1	0	1	2	0	0	0	0	0	0	0	0	1	0	0	0	0	0	0	0
SCIALACOMO Gian Marc ss	1	1	1	0	0	0	0	0	0	0	0	0	0	0	0	0	0	0	0	0
MONTERO Mariano Albe lf	3	1	1	0	0	0	0	0	0	0	0	0	0	1	0	0	0	0	0	0
GODOY Gustavo Oscar ss/2b	2	2	1	1	0	0	1	0	0	0	1	0	0	1	0	0	0	0	1	0
EDEFER Federico Alejan 2b	0	1	0	0	0	0	0	1	0	0	0	0	0	0	0	0	0	0	0	0
ZARA Juan Cruz ph/3b	2	1	2	3	0	0	1	0	0	0	0	0	0	0	0	0	0	0	0	0
GODOY Manuel Ignacio 1b	2	1	2	3	0	0	1	1	0	0	0	0	0	0	0	0	0	4	0	0
MALARCZUK Juan Ladis 3b/rf	1	1	0	0	0	0	0	1	0	0	0	0	0	0	0	0	0	0	0	0
GODOY HERBEL Roman A p	0	0	0	0	0	0	0	0	0	0	0	0	0	0	0	0	0	0	1	0
Totals	19	11	12	10	1	0	3	4	0	0	1	1	1	3	0	0	0	12	2	0

Mexico	IP	H	R	ER	BB	SO	WP	HP	IP	IBB	SH	SF	2B	3B	HR	AB	BF	FO	GO	NP
MUNOZ LEON Jonathan L,0-3	1.0	4	5	5	2	1	0	0	0	0	1	1	0	0	2	5	9	1	1	37
HERNANDEZ CUETO Jose	1.0	3	3	3	2	1	0	0	1	0	0	0	1	0	1	6	8	1	1	32
ORDAZ LOPEZ Carlos M	1.0	4	3	3	0	1	0	1	0	0	0	0	0	0	7	8	1	1	22	
DUENAS LEDEZMA Adan	0.0	1	0	0	0	0	0	0	0	0	0	0	0	0	1	1	0	0	4	

Argentina	IP	H	R	ER	BB	SO	WP	HP	IP	IBB	SH	SF	2B	3B	HR	AB	BF	FO	GO	NP
GODOY HERBEL Roman A W,3-1	4.0	1	1	1	0	7	0	0	0	0	0	0	0	0	1	13	13	0	4	53

Umpires: HP-KAIARUNA Anthony (NZL), 1B-LOHNERT Thomas (GER),  
 2B-DOSTAL Jiri (CZE), 3B-TOVAR Manuel (VEN)  
 TC: SANNA Giovanni (ITA), ISBOUTS Woutrinus (NED)  
 Scorers: SLINGER Stefan (NED), SECKAR Alois (CZE), CRAIG Greta (USA)  
 Start: 17:40 Time: 1:21 Attendance: 650 Weather: Partly cloudy, 29°C



## GAME SUMMARY - RESULTADO DEL JUEGO 46



# DENMARK - USA



Jun 19, 2019 at Havlíčkův Brod (CZE) (Hippas Arena)

Denmark.....002 2 0 - 4 3 1  
United States.....000 (12)X - 12 11 0

### Denmark 4

PLAYER	AB	R	H	BI	2B	3B	HR	BB	SB	CS	HP	SH	SF	SO	IBB	KL	GDP	PO	A	E
TERKELSEN Jens Valde lf/p	2	2	1	2	0	0	1	0	0	0	1	0	0	0	0	0	0	1	0	0
ANDERSEN Mikkel Pens lf	0	0	0	0	0	0	0	0	0	0	0	0	0	0	0	0	0	0	0	0
JØRGENSEN Anders Mun c	2	1	0	0	0	0	0	0	0	0	1	0	0	1	0	1	0	5	0	0
TERKELSEN Frederik F 1b	2	0	0	0	0	0	0	0	0	0	1	0	0	0	0	0	0	1	0	0
JULENON Daniel Jean dp	2	0	1	1	1	0	0	1	0	0	0	0	0	1	0	0	0	0	0	0
LARSEN Anton Schulze pr	0	0	0	0	0	0	0	0	0	0	0	0	0	0	0	0	0	0	0	0
SVANE Anders Bendix ss	3	0	0	1	0	0	0	0	0	0	0	0	0	1	0	0	0	1	1	0
BROWN Anton Schioetz rf	2	0	0	0	0	0	0	1	1	0	0	0	0	0	0	0	0	2	0	0
SIMONSEN Martin Munk cf	2	0	0	0	0	0	0	0	0	0	0	0	0	0	0	0	0	0	0	0
ISASI Alejandro Wong 3b	1	0	0	0	0	0	1	0	0	0	0	0	1	0	0	0	0	0	0	0
HOLMELUND Tobias Ska 2b	2	1	1	0	0	0	0	0	0	0	0	0	0	1	0	0	0	2	0	1
HANSEN Kim Lunderød p	0	0	0	0	0	0	0	0	0	0	0	0	0	0	0	0	0	0	0	0
LOHMANN Lukas Nibe p/lf	0	0	0	0	0	0	0	0	0	0	0	0	0	0	0	0	0	0	0	0
<b>Totals</b>	18	4	3	4	1	0	1	3	1	0	3	0	0	5	0	1	0	12	1	1

### United States 12

PLAYER	AB	R	H	BI	2B	3B	HR	BB	SB	CS	HP	SH	SF	SO	IBB	KL	GDP	PO	A	E
LYNCH Jonathan Micha lf	4	1	2	1	0	0	0	0	1	0	0	0	0	0	0	0	0	0	0	0
SCHILLER Cameron Joh ss	3	2	1	2	0	1	0	1	0	0	0	0	0	2	0	1	0	0	4	0
OCHOA Erick dp	3	1	2	4	2	0	0	1	0	0	0	0	0	1	0	0	0	0	0	0
TAN Marcus John pr	0	1	0	0	0	0	0	0	0	0	0	0	0	0	0	0	0	0	0	0
PALAZZO Matt Joseph 1b	3	1	1	2	0	0	1	1	1	0	0	0	0	0	0	0	0	8	0	0
RATLIFF Matthew Aaro rf	4	1	2	0	1	0	0	0	1	0	0	0	0	1	0	0	0	1	0	0
NOWACZYK Jeffrey Jam 3b	1	1	1	1	1	0	0	2	0	0	0	0	0	0	0	0	0	0	1	0
MULLINS Nicholas Rya c	2	1	0	0	0	0	1	0	0	0	0	0	0	1	0	1	0	5	0	0
SAENZ Gilbert Lee 2b	2	2	2	1	0	0	0	1	1	0	0	0	0	0	0	0	0	1	3	0
DAVIS JR Yusef Latee cf	1	1	0	0	0	0	0	1	0	0	1	0	0	0	0	0	0	0	0	0
MANCHA Antonio Lopez p	0	0	0	0	0	0	0	0	0	0	0	0	0	0	0	0	0	0	0	0
WEILER Mervin Duane p	0	0	0	0	0	0	0	0	0	0	0	0	0	0	0	0	0	0	0	0
<b>Totals</b>	23	12	11	11	4	1	1	8	4	0	1	0	0	5	0	2	0	15	8	0

Denmark	IP	H	R	ER	BB	SO	WP	HP	IP	IBB	SH	SF	2B	3B	HR	AB	BF	FO	GO	NP
HANSEN Kim Lunderød L,2-3	3.0	7	6	6	6	5	1	1	0	0	0	0	1	1	1	15	22	2	1	94
LOHMANN Lukas Nibe	0.0	2	3	3	1	0	0	0	0	0	0	0	2	0	0	2	3	0	0	15
TERKELSEN Jens Valde	1.0	2	3	2	1	0	0	0	0	0	0	0	1	0	0	6	7	3	0	29
United States	IP	H	R	ER	BB	SO	WP	HP	IP	IBB	SH	SF	2B	3B	HR	AB	BF	FO	GO	NP
MANCHA Antonio Lopez	3.1	3	4	4	3	2	0	3	0	0	0	0	1	0	1	13	19	1	7	70
WEILER Mervin Duane W,1-1	1.2	0	0	0	0	3	0	0	0	0	0	0	0	0	0	5	5	0	2	15

Umpires: HP-MCCAULEY Damien (AUS), 1B-SALAZAR Eliazim (MEX),  
2B-PORTEOUS Mark (NZL), 3B-GALLANT Andrew (CAN)

TC: JENNINGS Michael (GBR), VAN OS Brian (CAN)

Scorers: PIERI Stefano (ITA), HÍRES Tomáš (SVK), WINKLER Stephanie (GER)

Start: 16:27 Time: 1:57 Attendance: 70 Weather: Sunny, 27°C



## GAME SUMMARY - RESULTADO DEL JUEGO 47



# BOTSWANA - CZECH REPUBLIC



Jun 19, 2019 at Prague (CZE) (Svoboda Ballpark)

Botswana.....030 010 0 - 4 6 1  
Czech Republic.....200 000 0 - 2 4 1

### Botswana 4

PLAYER	AB	R	H	BI	2B	3B	HR	BB	SB	CS	HP	SH	SF	SO	IBB	KL	GDP	PO	A	E
MANAKA Jurry ss	2	1	1	0	0	0	0	2	0	0	0	0	0	1	0	0	0	2	0	0
SIMWANZA Eric cf	3	0	0	0	0	0	0	0	0	0	1	0	0	2	0	1	0	1	0	0
RADITHOBANE Thabiso c	3	0	1	1	1	0	0	0	0	0	0	0	0	2	0	1	0	12	0	0
MAZULUGWA Tiro 1b	3	0	0	0	0	0	0	0	0	0	0	0	0	2	0	1	0	4	0	0
DHLODHLO Thabo lf	2	1	0	0	0	0	1	0	0	0	0	0	0	1	0	0	0	1	0	0
TSHELAMETSE Romeo dp	3	1	1	0	0	0	0	0	0	0	0	0	0	1	0	0	0	0	0	0
DEKOKER Brian Thaban 2b	3	1	1	0	0	0	0	0	0	0	0	0	0	2	0	2	0	1	2	1
MATLHO Kabo Tshepang 3b	3	0	1	1	0	0	0	0	0	1	0	0	0	1	0	0	0	0	1	0
MOTSHOLATHEBE Karabo p	1	0	0	0	0	0	0	0	0	0	0	0	0	1	0	0	0	0	0	0
MOGALE Kagiso Johann p	2	0	1	0	0	0	0	0	0	1	0	0	0	1	0	0	0	0	0	0
KETSHOGILE Ofentse rf	0	0	0	0	0	0	0	0	0	0	0	0	0	0	0	0	0	0	0	0
Totals	25	4	6	2	1	0	0	3	0	2	1	0	0	14	0	5	0	21	3	1

### Czech Republic 2

PLAYER	AB	R	H	BI	2B	3B	HR	BB	SB	CS	HP	SH	SF	SO	IBB	KL	GDP	PO	A	E
SVOBODA Vaclav 2b	3	1	1	0	1	0	0	1	0	0	0	0	0	0	0	0	0	0	1	0
MERTL David c	4	0	0	0	0	0	0	0	0	0	0	0	0	3	0	1	0	14	4	0
MALY Marek rf	2	1	0	0	0	0	0	1	0	0	0	0	0	0	0	0	0	0	0	1
KLAS MikulaS dp	2	0	2	2	0	0	0	1	0	0	0	0	0	0	0	0	0	0	0	0
VACHA Petr pr/dp	0	0	0	0	0	0	0	0	1	0	0	0	0	0	0	0	0	0	0	0
KASAL MatouS pr/dp	0	0	0	0	0	0	0	0	0	0	0	0	0	0	0	0	0	0	0	0
KOPESNY Patrik cf	3	0	0	0	0	0	0	0	0	0	0	0	0	3	0	0	0	1	0	0
KOLSCH Michal lf	3	0	1	0	1	0	0	0	0	0	0	0	0	1	0	0	0	1	0	0
KOLKUS Patrik 1b	2	0	0	0	0	0	0	0	0	0	1	0	0	0	0	0	0	4	0	0
PETR TomaS ss	3	0	0	0	0	0	0	0	0	0	0	0	0	2	0	1	0	0	1	0
KORSAK JiSi 3b	3	0	0	0	0	0	0	0	0	0	0	0	0	3	0	1	0	1	0	0
JOSKA Marek p	0	0	0	0	0	0	0	0	0	0	0	0	0	0	0	0	0	0	1	0
MACH JonaS p	0	0	0	0	0	0	0	0	0	0	0	0	0	0	0	0	0	0	0	0
HOLOBRADEK Michal p	0	0	0	0	0	0	0	0	0	0	0	0	0	0	0	0	0	0	0	0
Totals	25	2	4	2	2	0	0	3	1	0	1	0	0	12	0	3	0	21	7	1

Botswana	IP	H	R	ER	BB	SO	WP	HP	IP	IBB	SH	SF	2B	3B	HR	AB	BF	FO	GO	NP
MOTSHOLATHEBE Karabo	2.2	4	2	2	2	4	0	0	0	0	0	0	2	0	0	11	13	2	1	65
MOGALE Kagiso Johann W,2-3	4.1	0	0	0	1	8	1	1	0	0	0	0	0	0	0	14	16	3	2	55

Czech Republic	IP	H	R	ER	BB	SO	WP	HP	IP	IBB	SH	SF	2B	3B	HR	AB	BF	FO	GO	NP
JOSKA Marek L,0-3	2.0	3	3	1	2	4	1	1	0	0	0	0	0	0	0	8	11	0	1	43
MACH JonaS	2.0	2	1	1	0	4	0	0	0	0	0	0	0	0	0	8	8	1	1	31
HOLOBRADEK Michal	3.0	1	0	0	1	6	1	0	0	0	0	0	1	0	0	9	10	1	1	31

Umpires: HP-ARTEAGA Juan (COL), 1B-HAND Jonathan (USA),  
2B-POHL Gregory (USA), 3B-RINDFLEISH Scott (AUS)

TC: ISBOUTS Woutrinus (NED), GUTIERREZ Ray (USA)

Scorers: CRAIG Greta (USA), SECKAR Alois (CZE), SLINGER Stefan (NED)

Start: 19:45 Time: 2:05 Attendance: 1192 Weather: Partly cloudy, 22°C



## GAME SUMMARY - RESULTADO DEL JUEGO 48



# SOUTH AFRICA - NETHERLANDS



Jun 19, 2019 at Havlíčkův Brod (CZE) (Hippus Arena)

-----  
South Africa.....300 400 - 7 8 0  
Netherlands.....000 000 - 0 2 3  
-----

### South Africa 7

PLAYER	AB	R	H	BI	2B	3B	HR	BB	SB	CS	HP	SH	SF	SO	IBB	KL	GDP	PO	A	E
PHALADI Phomolo Mats 1b	2	2	1	0	0	0	0	2	1	0	0	0	0	1	0	0	0	4	0	0
FROST Javier Dalian ss	4	2	1	0	1	0	0	0	1	0	0	0	0	0	0	0	0	0	3	0
THUPUDI Mogau Macmil dp	3	2	2	3	2	0	0	0	0	0	0	0	0	0	0	0	0	0	0	0
MOLOKOANE Sehlabi Ca rf	2	0	1	0	0	0	0	1	0	0	0	0	0	0	0	0	0	0	0	0
DE LANGE Cornelius F cf	3	0	1	0	1	0	0	0	0	0	0	0	0	1	0	1	1	1	0	0
MOETI Kagiso 3b	2	0	0	0	0	0	0	0	0	0	0	0	0	1	0	0	0	0	0	0
CHEPAPE Isaiah Manko ph	1	0	1	0	0	0	0	0	0	0	0	0	0	0	0	0	0	0	0	0
MATSWENYANE Mandla G lf	2	0	0	0	0	0	0	0	0	0	0	1	0	0	0	0	0	1	0	0
BANN Christopher Rya 2b	2	0	0	0	0	0	0	0	0	0	0	0	1	0	0	0	0	0	0	0
THOMASON William Edw ph	0	0	0	0	0	0	0	0	0	0	0	1	0	0	0	0	0	0	0	0
HLANGA Matsobane Geo c	1	1	1	0	0	0	0	2	0	0	0	0	0	0	1	0	0	9	1	0
KEKANA Tidima Barnat p	0	0	0	0	0	0	0	0	0	0	0	0	0	0	0	0	0	0	0	0
Totals	22	7	8	3	4	0	0	5	2	0	0	2	0	4	1	1	1	15	4	0

### Netherlands 0

PLAYER	AB	R	H	BI	2B	3B	HR	BB	SB	CS	HP	SH	SF	SO	IBB	KL	GDP	PO	A	E
DELFINA Jefferson Pr rf	2	0	0	0	0	0	0	0	0	0	0	0	0	1	0	0	0	0	0	0
POLONIUS Glennsig Ro 2b	2	0	0	0	0	0	0	0	0	0	0	0	0	1	0	0	0	3	3	0
DIJKHOFF Eldrick Gab ss	2	0	1	0	1	0	0	0	0	0	0	0	0	0	0	0	0	1	4	0
JAVIER Enrique Dejes dp	2	0	1	0	0	0	0	0	0	0	0	0	0	1	0	0	0	0	0	0
LOURENS Emeron Eldon c/3b	2	0	0	0	0	0	0	0	0	0	0	0	0	0	0	0	0	3	1	1
BROOKS Revin Vincent 1b	2	0	0	0	0	0	0	0	0	0	0	0	0	2	0	0	0	7	1	0
ROMBLEY Danny Regina cf	1	0	0	0	0	0	0	0	1	0	1	0	0	1	0	0	0	0	1	0
RAAP Idelgardo Olivo lf	1	0	0	0	0	0	0	0	0	0	0	0	0	1	0	0	0	0	0	0
BEAUMONT Anthony Car c	1	0	0	0	0	0	0	0	0	0	0	0	0	1	0	0	0	1	0	0
DIX Ronald 3b	1	0	0	0	0	0	0	0	0	0	0	0	0	1	0	0	0	0	0	1
JUAQUIN Dyron David lf	1	0	0	0	0	0	0	0	0	0	0	0	0	1	0	0	0	0	0	0
MULDER Jeroen p	0	0	0	0	0	0	0	0	0	0	0	0	0	0	0	0	0	0	1	0
VISSER Jeffry p	0	0	0	0	0	0	0	0	0	0	0	0	0	0	0	0	0	0	1	1
Totals	17	0	2	0	1	0	0	0	1	0	1	0	0	10	0	0	0	15	12	3

South Africa	IP	H	R	ER	BB	SO	WP	HP	IP	IBB	SH	SF	2B	3B	HR	AB	BF	FO	GO	NP
KEKANA Tidima Barnat W,1-4	5.0	2	0	0	0	10	2	1	0	0	0	0	1	0	0	17	18	2	3	76

Netherlands	IP	H	R	ER	BB	SO	WP	HP	IP	IBB	SH	SF	2B	3B	HR	AB	BF	FO	GO	NP
MULDER Jeroen L,1-3	2.0	3	3	3	3	2	1	0	0	0	0	0	2	0	0	8	11	0	3	56
VISSER Jeffry	3.0	5	4	0	2	2	1	0	0	1	2	0	2	0	0	14	18	1	6	59

Umpires: HP-GARCIA CUE Maykel (CUB), 1B-MATABOGE Abel (BOT),  
2B-SELDEN David (USA), 3B-CARBALLO Enrique (CUB)

TC: VAN OS Brian (CAN), JENNINGS Michael (GBR)

Scorers: WINKLER Stephanie (GER), HÍRES Tomás (SVK), PIERI Stefano (ITA)

Start: 19:18 Time: 1:30 Attendance: 110 Weather: Cloudy, 23°





## GAME SUMMARY - RESULTADO DEL JUEGO 49



# VENEZUELA - USA



Jun 20, 2019 at Prague (CZE) (Svoboda Ballpark)

Venezuela.....100 012 0 - 4 5 2  
United States.....010 213 X - 7 8 1

### Venezuela 4

PLAYER	AB	R	H	BI	2B	3B	HR	BB	SB	CS	HP	SH	SF	SO	IBB	KL	GDP	PO	A	E
QUERALES CORONEL Her dp	2	1	0	0	0	0	0	1	0	0	0	0	0	0	0	0	0	0	0	0
FLORES SANCHEZ Rafae ph	0	0	0	0	0	0	0	1	0	0	0	0	0	0	0	0	0	0	0	0
SOLORZANO ZAMBRANO J ss	3	0	1	1	1	0	0	1	1	0	0	0	0	0	0	0	0	1	1	0
LIMA MENDOZA Jorge L 2b	3	0	1	1	0	0	0	0	0	0	0	0	1	2	0	0	0	1	4	0
PINTO ORLANDO Luiger c	4	0	0	0	0	0	0	0	0	0	0	0	0	0	0	0	0	6	0	0
ZAMBRANO STORMES Joh 1b	2	0	0	0	0	0	0	0	0	0	0	0	2	0	0	0	0	5	1	1
CONTRERAS JIMENEZ Ma 1b/rf	2	1	1	0	0	0	0	0	0	0	0	0	0	0	0	0	0	3	0	0
HERRERA FALCON Engel rf	1	0	0	0	0	0	0	1	0	0	0	0	0	0	0	0	0	0	0	0
CARRENO MENESES Carl lf/3b	0	1	0	0	0	0	0	1	0	0	0	0	0	0	0	0	0	0	0	0
ROGERS PEREZ Edward 3b/lb	2	0	0	0	0	0	0	0	0	0	0	1	0	0	0	0	0	0	1	0
SEQUERA RAMOS Rogeli lf/rf/lf	2	1	1	0	0	1	0	0	0	0	0	0	0	0	0	0	0	1	0	0
URBANEJA Erick Jose ph	1	0	1	2	0	0	0	0	0	0	0	0	0	0	0	0	0	0	0	0
OJEDA CORDERO Carlos cf	3	0	0	0	0	0	0	0	0	0	0	0	0	0	0	0	0	1	0	1
COLOMBO PEREZ Luis M p	0	0	0	0	0	0	0	0	0	0	0	0	0	0	0	0	0	0	0	0
PEREZ Angel Antonio p	0	0	0	0	0	0	0	0	0	0	0	0	0	0	0	0	0	0	0	0
PIMENTEL SIVIRA Maik p	0	0	0	0	0	0	0	0	0	0	0	0	0	0	0	0	0	0	0	0
Totals	25	4	5	4	1	1	0	5	1	0	0	1	1	4	0	0	0	18	7	2

### United States 7

PLAYER	AB	R	H	BI	2B	3B	HR	BB	SB	CS	HP	SH	SF	SO	IBB	KL	GDP	PO	A	E
LYNCH Jonathan Micha lf/dp	3	1	0	0	0	0	0	1	0	0	0	0	0	1	0	0	0	2	0	0
SCHILLER Cameron Joh ss	4	0	1	2	0	0	0	0	0	0	0	0	0	1	0	1	0	1	3	0
OCHOA Erick rf/dp	2	0	0	0	0	0	0	1	0	0	0	0	0	1	0	0	0	0	0	0
TAN Marcus John pr/lf	1	1	0	0	0	0	0	0	0	0	0	0	0	0	0	0	0	0	0	0
PALAZZO Matt Joseph lb	2	0	1	1	1	0	0	2	0	0	0	0	0	1	0	1	0	11	1	0
NOWACZYK Jeffrey Jam 2b	1	0	0	0	0	0	0	1	0	0	0	0	0	0	0	0	1	1	2	0
CHRISTIANSEN Jenner pr/2b	2	1	1	1	0	0	0	0	0	0	0	0	0	0	0	0	0	2	1	0
DUDLEY Tyler Isaiah dp	2	2	2	0	0	0	0	0	0	0	0	0	0	0	0	0	0	0	0	0
DAVIS JR Yusef Latee rf	2	0	0	0	0	0	0	0	0	0	0	0	0	1	0	1	0	1	0	0
CASTILLO Kevin John- 3b	3	0	1	0	0	0	0	0	0	0	0	0	0	1	0	0	0	0	1	0
MULLINS Nicholas Rya c	2	1	2	2	1	0	0	1	0	0	0	0	0	0	0	0	0	2	2	0
SAENZ Gilbert Lee cf	1	1	0	1	0	0	0	2	0	0	0	0	1	0	0	0	0	1	0	0
WEILER Mervin Duane p	0	0	0	0	0	0	0	0	0	0	0	0	0	0	0	0	0	0	1	0
COOLEY Joel Eli p	0	0	0	0	0	0	0	0	0	0	0	0	0	0	0	0	0	0	1	1
Totals	25	7	8	7	2	0	0	8	0	0	0	0	0	6	1	2	2	21	12	1

Venezuela	IP	H	R	ER	BB	SO	WP	HP	IP	IBB	SH	SF	2B	3B	HR	AB	BF	FO	GO	NP
COLOMBO PEREZ Luis M	3.1	4	3	3	4	2	1	0	0	0	0	0	1	0	0	13	17	2	4	69
PEREZ Angel Antonio	1.0	1	1	1	1	2	1	0	0	0	0	0	1	0	0	4	5	1	0	23
PIMENTEL SIVIRA Maik L,1-1	1.2	3	3	3	3	2	0	0	0	1	0	0	0	0	0	8	11	1	2	30
United States	IP	H	R	ER	BB	SO	WP	HP	IP	IBB	SH	SF	2B	3B	HR	AB	BF	FO	GO	NP
WEILER Mervin Duane	4.1	2	2	2	4	3	0	0	0	0	0	1	1	1	0	14	19	5	5	70
COOLEY Joel Eli W,1-1	2.2	3	2	2	1	1	0	0	0	0	1	0	0	0	0	11	13	2	5	46

Umpires: HP-RINDFLEISH Scott (AUS), 1B-MCCAULEY Damien (AUS),  
2B-DOSTAL Jiri (CZE), 3B-MATABOGE Abel (BOT)

TC: VAN OS Brian (CAN), JENNINGS Michael (GBR)

Scorers: SANTOS Susana (ESP), SECKÁR Alois (CZE), WINKLER Stephanie (GER)

Start: 10:30 Time: 1:57 Attendance: 610 Weather: Partly cloudy, 24 °C



## GAME SUMMARY - RESULTADO DEL JUEGO 50



# PHILIPPINES - MEXICO



Jun 20, 2019 at Havlíčkův Brod (CZE) (Hippas Arena)

Philippines.....020 0 - 2 5 0  
Mexico.....237 X - 12 11 1

### Philippines 2

PLAYER	AB	R	H	BI	2B	3B	HR	BB	SB	CS	HP	SH	SF	SO	IBB	KL	GDP	PO	A	E
BATHAN Denmark 2b	2	0	1	0	1	0	0	0	0	1	0	0	0	0	0	0	0	0	1	0
RIPARIP Gerone rf	2	0	0	0	0	0	0	0	0	0	0	0	0	1	0	0	0	0	0	0
PAGKALIWAGAN Michael rf	0	0	0	0	0	0	0	0	0	0	0	0	0	0	0	0	0	0	0	0
PAGKALIWAGAN Marlon dp/p	1	0	0	0	0	0	0	0	0	0	1	0	0	0	0	0	0	0	0	0
PARCO Reagan p	0	0	0	0	0	0	0	0	0	0	0	0	0	0	0	0	0	0	0	0
BINARAO Ernesto 1b	2	0	0	0	0	0	0	0	0	0	0	0	0	1	0	0	0	3	0	0
RIPARIP Gino 3b	2	1	2	0	0	0	0	0	0	0	0	0	0	0	0	0	0	0	0	0
OMANDAC Saxon cf	1	0	0	0	0	0	0	0	0	0	0	1	0	1	0	0	0	0	0	0
MARAVILLES Ben ss	2	1	1	1	0	1	0	0	0	0	0	0	0	1	0	0	0	1	2	0
ABELLO Isidro c	1	0	1	1	0	0	0	0	0	0	0	0	0	0	0	0	0	4	0	0
DEL SOCORRO Edmer c	1	0	0	0	0	0	0	0	0	0	0	0	0	1	0	0	0	0	0	0
DE LEON Christian Pa lf	0	0	0	0	0	0	0	0	0	0	0	1	0	0	0	0	0	1	0	0
DEL SOCORRO Earl Rya ph	1	0	0	0	0	0	0	0	0	0	0	0	0	0	0	0	0	0	0	0
BARREDO Leo p	0	0	0	0	0	0	0	0	0	0	0	0	0	0	0	0	0	0	1	0
NONE Player	0	0	0	0	0	0	0	0	0	0	0	0	0	0	0	0	0	0	0	0
Totals	15	2	5	2	1	1	0	0	0	1	1	2	0	5	0	0	0	9	4	0

### Mexico 12

PLAYER	AB	R	H	BI	2B	3B	HR	BB	SB	CS	HP	SH	SF	SO	IBB	KL	GDP	PO	A	E
VILLALVAZO PENA Lenn 3b	2	0	0	0	0	0	0	0	0	0	0	0	0	1	0	0	0	1	1	1
DELGADILLO HERNANDEZ ph/3b	1	1	1	0	0	0	0	0	0	0	0	0	0	0	0	0	0	0	0	0
PENA OSUNA Ismael 2b	2	1	1	2	0	0	0	1	0	0	0	0	0	1	0	0	0	2	1	0
SALGADO CARRILLO Ala lf	3	2	2	3	0	0	1	0	0	0	0	0	0	0	0	0	0	0	0	0
DURAZO DURAZO Daniel 1b	3	2	2	3	0	0	2	0	0	0	0	0	0	0	0	0	0	4	0	0
GONZALEZ RUBIO Marco rf	2	1	1	0	0	0	0	0	0	0	0	0	0	1	0	0	0	0	0	0
GARCIA VILLALOBOS Iv c	2	1	1	0	0	0	0	0	0	0	0	0	0	0	0	0	0	4	2	0
MARQUEZ SANTANA Carl dp	2	2	2	1	1	0	0	0	0	0	0	0	0	0	0	0	0	0	0	0
CARDONA BUSTAMANTE J ss	1	1	0	0	0	0	1	0	0	0	0	0	0	0	0	0	0	0	0	0
RODRIGUEZ PENA Julio cf	2	1	1	3	0	0	1	0	0	0	0	0	0	0	0	0	0	0	0	0
ORDAZ LOPEZ Carlos M p	0	0	0	0	0	0	0	0	0	0	0	0	0	0	0	0	0	1	2	0
DUENAS LEDEZMA Adan p	0	0	0	0	0	0	0	0	0	0	0	0	0	0	0	0	0	0	1	0
Totals	20	12	11	12	1	0	4	2	0	0	0	0	0	3	0	0	0	12	7	1

Philippines	IP	H	R	ER	BB	SO	WP	HP	IP	IBB	SH	SF	2B	3B	HR	AB	BF	FO	GO	NP
BARREDO Leo L,0-4	1.1	4	5	5	1	1	0	0	0	0	0	0	0	0	2	8	9	1	2	30
PAGKALIWAGAN Marlon	0.2	2	2	2	0	2	0	0	0	0	0	0	0	0	2	4	4	0	0	13
PARCO Reagan	1.0	5	5	5	1	0	2	0	0	0	0	0	1	0	0	8	9	1	2	40

Mexico	IP	H	R	ER	BB	SO	WP	HP	IP	IBB	SH	SF	2B	3B	HR	AB	BF	FO	GO	NP
ORDAZ LOPEZ Carlos M W,1-0	3.0	5	2	2	0	3	1	1	0	0	2	0	1	1	0	12	15	0	5	43
DUENAS LEDEZMA Adan	1.0	0	0	0	0	2	0	0	0	0	0	0	0	0	0	3	3	0	1	17

Umpires: HP-GALLANT Andrew (CAN), 1B-HORA Jan (CZE),  
2B-ARTEAGA Juan (COL), 3B-GARCIA CUE Maykel (CUB)  
TC: SANNA Giovanni (ITA), ISBOUTS Woutrinus (NED)  
Scorers: SLINGER Stefan (NED), HÍRES Tomás (SVK), CRAIG Greta (USA)  
Start: 10:29 Time: 1:17 Attendance: 580 Weather: Sunny, 21°C



## GAME SUMMARY - RESULTADO DEL JUEGO 51



# DENMARK - SINGAPORE



Jun 20, 2019 at Prague (CZE) (Svoboda Ballpark)

```
-----
Denmark.....100 300 1 - 5 9 0
Singapore.....021 000 0 - 3 5 0
-----
```

### Denmark 5

PLAYER	AB	R	H	BI	2B	3B	HR	BB	SB	CS	HP	SH	SF	SO	IBB	KL	GDP	PO	A	E
TERKELSEN Jens Valde p	3	1	1	0	0	0	0	0	0	0	0	1	0	0	0	0	0	0	2	0
JØRGENSEN Anders Mun 1b	2	1	1	0	0	0	0	1	0	0	0	1	0	0	0	0	0	9	0	0
LARSEN Anton Schulze pr	0	0	0	0	0	0	0	0	0	0	0	0	0	0	0	0	0	0	0	0
TERKELSEN Frederik F cf	4	0	1	1	0	0	0	0	1	1	0	0	0	2	0	0	0	0	0	0
SVANE Anders Bendix ss	3	1	2	0	0	1	0	1	0	0	0	0	0	0	0	0	0	0	1	0
BROWN Anton Schioetz rf	3	1	0	0	0	0	0	1	0	0	0	0	0	1	0	0	0	2	0	0
HOLMELUND Tobias Ska 2b	3	1	1	3	0	0	1	0	0	0	0	0	0	2	0	0	0	0	1	0
ANDERSEN Oscar Trøjg c	2	0	0	0	0	0	0	0	0	0	0	0	0	2	0	1	0	8	2	0
JULENON Daniel Jean ph	1	0	0	0	0	0	0	0	0	0	0	0	0	0	0	0	0	0	0	0
BERGER Jacob 3b	2	0	0	0	0	0	0	0	0	0	0	0	0	2	0	1	0	1	3	0
SIMONSEN Martin Munk ph	1	0	1	0	0	0	0	0	0	0	0	0	0	0	0	0	0	0	0	0
ANDERSEN Mikkel Pens lf	3	0	2	0	0	0	0	0	1	0	0	0	0	1	0	0	0	1	0	0
NONE Player	0	0	0	0	0	0	0	0	0	0	0	0	0	0	0	0	0	0	0	0
Totals	27	5	9	4	0	1	1	3	2	1	0	2	0	10	0	2	0	21	9	0

### Singapore 3

PLAYER	AB	R	H	BI	2B	3B	HR	BB	SB	CS	HP	SH	SF	SO	IBB	KL	GDP	PO	A	E
TAM Joshua Jun Wen, 3b	3	0	0	0	0	0	0	0	0	0	0	0	0	1	0	1	0	1	0	0
FOO Say Kian lb/rf/lb	3	0	1	0	0	0	0	0	0	0	0	0	0	1	0	0	0	1	1	0
SEAH Schuyler Jia Le rf/dp/rf	3	0	1	0	0	0	0	0	0	0	0	0	0	1	0	0	0	0	0	0
HAN YuChou, Dominic cf	3	0	0	0	0	0	0	0	0	0	0	0	0	2	0	0	0	2	0	0
TAN Tai, Jeron dp/lb/dp/p/dp	2	1	0	0	0	0	0	1	0	0	0	0	0	2	0	0	0	1	1	0
CHEW Marcus Shi Phng lf	3	1	1	2	0	0	1	0	0	0	0	0	0	1	0	0	0	1	0	0
TAN Ding Quan, Ivan 2b	3	0	1	0	0	0	0	0	0	0	0	0	0	2	0	1	0	2	2	0
LOW Zu Ray pr	0	0	0	0	0	0	0	0	0	0	0	0	0	0	0	0	0	0	0	0
NG Ee Han, Ivan c	3	0	0	0	0	0	0	0	0	0	0	0	0	0	0	0	0	11	0	0
MOHAMMAD NOORHAM Moh ss	3	1	1	1	0	0	1	0	0	0	0	0	0	0	0	0	0	2	0	0
ONG Jun Heng Aloysiu p/dp	0	0	0	0	0	0	0	0	0	0	0	0	0	0	0	0	0	0	1	0
TAN Jun Kai, Watson p	0	0	0	0	0	0	0	0	0	0	0	0	0	0	0	0	0	0	0	0
Totals	26	3	5	3	0	0	2	1	0	0	0	0	0	10	0	2	0	21	5	0

Denmark	IP	H	R	ER	BB	SO	WP	HP	IP	IBB	SH	SF	2B	3B	HR	AB	BF	FO	GO	NP
TERKELSEN Jens Valde W,1-1	7.0	5	3	3	1	10	0	0	0	0	0	0	0	0	2	26	27	4	7	113

Singapore	IP	H	R	ER	BB	SO	WP	HP	IP	IBB	SH	SF	2B	3B	HR	AB	BF	FO	GO	NP
ONG Jun Heng Aloysiu L,0-1	4.0	4	4	3	3	8	3	0	0	0	1	0	0	1	1	15	19	2	2	81
TAN Tai Jin, Jeron	2.1	5	1	1	0	2	0	0	0	0	1	0	0	0	0	11	12	3	2	47
TAN Jun Kai, Watson	0.2	0	0	0	0	0	0	0	0	0	0	0	0	0	0	1	1	0	1	4

Umpires: HP-POHL Gregory (USA), 1B-KAIARUNA Anthony (NZL),  
2B-KUSAMOTO Mitsunori (JPN), 3B-TOVAR Manuel (VEN)

TC: VAN OS Brian (CAN), CASTRO Liz (DEN)

Scorers: SECKÁR Alois (CZE), WINKLER Stephanie (GER), SANTOS Susana (ESP)

Start: 13:29 Time: 2:00 Attendance: 180 Weather: Partly cloudy, 27°C



## GAME SUMMARY - RESULTADO DEL JUEGO 52



# JAPAN - BOTSWANA



JUN 20, 2019 AT HAVLÍČKŮV BROD (CZE) (HIPPOS ARENA)

JAPAN.....210 000 0 - 3 5 0  
BOTSWANA.....000 000 0 - 0 1 1

### JAPAN 3

PLAYER	AB	R	H	BI	2B	3B	HR	BB	SB	CS	HP	SH	SF	SO	IBB	KL	GDP	PO	A	E
UNE RYOYU SS	4	1	1	0	0	0	0	0	0	0	0	0	0	2	0	0	0	1	3	0
INOUE TOMONORI 2B	3	1	2	2	1	0	1	1	0	0	0	0	0	0	0	0	0	0	0	0
MIYAJI MITSURU CF/LF	2	0	0	0	0	0	0	1	0	0	1	0	0	2	0	1	0	1	0	0
OISHI TSUKASA DP	4	0	0	0	0	0	0	0	0	0	0	0	0	1	0	0	0	0	0	0
MORITA YUSUKE LF	2	0	0	0	0	0	0	0	0	0	1	0	0	0	0	0	0	1	0	0
KUROIWA SEII PR/CF	1	0	0	0	0	0	0	0	1	0	0	0	0	0	0	0	0	0	0	0
IKEDA HIROTO RF	3	0	0	0	0	0	0	1	1	0	0	0	0	0	0	0	0	0	0	0
URAMOTO DAISHI 1B	3	0	0	0	0	0	0	0	0	0	0	0	0	0	0	0	0	4	0	0
KATAOKA TAIYO C	3	1	2	0	0	0	0	0	0	0	0	0	0	0	0	0	0	14	0	0
TSUTSUI TAKUTO 3B	2	0	0	0	0	0	0	1	0	0	0	0	0	2	0	0	0	0	1	0
TAKAHASHI HAYAMI P	0	0	0	0	0	0	0	0	0	0	0	0	0	0	0	0	0	0	0	0
TERABARU MIZUKI P	0	0	0	0	0	0	0	0	0	0	0	0	0	0	0	0	0	0	0	0
IKEDA HIROKI P	0	0	0	0	0	0	0	0	0	0	0	0	0	0	0	0	0	0	0	0
TOTALS	27	3	5	2	1	0	1	4	2	0	2	0	0	7	0	1	0	21	4	0

### BOTSWANA 0

PLAYER	AB	R	H	BI	2B	3B	HR	BB	SB	CS	HP	SH	SF	SO	IBB	KL	GDP	PO	A	E
MANAKA JURRY SS	1	0	0	0	0	0	0	0	0	0	0	0	0	1	0	1	0	1	1	1
KETSHOGILE OFENTSE PH/SS	2	0	0	0	0	0	0	0	0	0	0	0	0	2	0	0	0	1	0	0
SIMWANZA ERIC CF	3	0	0	0	0	0	0	0	0	0	0	0	0	1	0	0	0	2	0	0
RADITHOBANE THABISO C	3	0	1	0	1	0	0	0	0	0	0	0	0	0	0	0	0	7	0	0
MAZULUGWA TIRO 1B	3	0	0	0	0	0	0	0	0	0	0	0	0	2	0	0	0	5	0	0
DHLODHLO THABO LF	2	0	0	0	0	0	0	0	0	0	0	0	0	1	0	1	0	0	0	0
PUAKAA GIDEON P	0	0	0	0	0	0	0	0	0	0	0	0	0	0	0	0	0	0	0	0
TSHELAMETSE ROMEO DP	2	0	0	0	0	0	0	0	0	0	0	0	0	2	0	0	0	0	0	0
DEKOKER BRIAN THABAN RF	2	0	0	0	0	0	0	0	0	0	0	0	0	2	0	2	0	1	0	0
MOALOSI MORULAGANYI 3B	2	0	0	0	0	0	0	0	0	0	0	0	0	2	0	0	0	2	2	0
MATLHO KABO TSHEPANG 2B	2	0	0	0	0	0	0	0	0	0	0	0	0	1	0	0	0	2	1	0
SAMUEL KUNYALALA P	0	0	0	0	0	0	0	0	0	0	0	0	0	0	0	0	0	0	0	0
MOTSHOLATHEBE KARABO P/LF/P	0	0	0	0	0	0	0	0	0	0	0	0	0	0	0	0	0	0	2	0
80.2 PLAYER	0	0	0	0	0	0	0	0	0	0	0	0	0	0	0	0	0	0	0	0
TOTALS	22	0	1	0	1	0	0	0	0	0	0	0	0	14	0	4	0	21	6	1

JAPAN	IP	H	R	ER	BB	SO	WP	HP	IP	IBB	SH	SF	2B	3B	HR	AB	BF	FO	GO	NP
TAKAHASHI HAYAMI	3.0	0	0	0	0	6	0	0	0	0	0	0	0	0	0	9	9	1	2	40
TERABARU MIZUKI W,1-0	3.0	1	0	0	0	6	0	0	0	0	0	0	1	0	0	10	10	1	2	38
IKEDA HIROKI SV,2	1.0	0	0	0	0	2	0	0	0	0	0	0	0	0	0	3	3	1	0	10
BOTSWANA	IP	H	R	ER	BB	SO	WP	HP	IP	IBB	SH	SF	2B	3B	HR	AB	BF	FO	GO	NP
SAMUEL KUNYALALA L,0-2	3.0	3	3	3	2	2	2	1	1	0	0	0	0	0	1	13	16	4	3	52
MOTSHOLATHEBE KARABO	4.0	1	0	0	1	5	0	1	0	0	0	0	0	0	0	13	15	4	3	57
PUAKAA GIDEON	0.0	1	0	0	1	0	0	0	0	0	0	0	1	0	0	1	2	0	0	7

UMPIRES: HP-CARBALLO Enrique(CUB), 1B-JAKOBSEN Jens (DEN),  
2B-GERRIOR Darren (CAN), 3B-SALAZAR Eliazim (MEX)

TC: ISBOUTS Woutrinus (NED), SANNA Giovanni (ITA)

SCORERS: HÍRES Tomás (SVK), CRAIG Greta (USA), SLINGER Stefan (NED)

START: 13:30 TIME: 1:41 ATTENDANCE: 145 WEATHER: Sunny, 24°C



## GAME SUMMARY - RESULTADO DEL JUEGO 53



# CANADA - SOUTH AFRICA



Jun 20, 2019 at Prague (CZE) (Svoboda Ballpark)

-----  
Canada.....011 521 0 - 10 11 1  
South Africa.....003 001 0 - 4 6 5  
-----

### Canada 10

PLAYER	AB	R	H	BI	2B	3B	HR	BB	SB	CS	HP	SH	SF	SO	IBB	KL	GDP	PO	A	E
ROY Mathieu lf	3	2	1	1	0	0	0	2	1	0	0	0	0	0	0	0	0	1	0	0
EZEKIEL Bradley Jose cf	5	1	1	2	1	0	0	0	0	0	0	0	0	0	0	0	0	0	0	0
HUNTER Blake Everett 3b	3	1	2	2	1	0	0	0	0	0	0	0	0	0	0	0	0	0	1	1
MAYSON Derek Ross 3b	0	1	0	0	0	0	0	2	0	0	0	0	0	0	0	0	0	0	0	0
MULLALEY Stephen Art 1b	2	0	0	0	0	0	1	0	0	0	0	0	0	0	0	0	0	2	0	0
HILL Jason John 1b	2	0	0	0	0	0	0	0	0	0	0	0	0	0	0	0	0	1	0	0
BURNS Patrick James rf	4	0	0	0	0	0	0	0	0	0	0	0	0	2	0	1	0	0	0	0
ELLSWORTH Jeffery dp	4	1	1	0	0	0	0	0	1	0	0	0	0	1	0	0	0	0	0	0
BOLAND Shane James ss	2	0	0	0	0	0	0	0	0	0	0	0	2	0	1	0	0	0	0	0
WALUSHKA Kristopher ss	2	1	2	1	0	0	0	0	0	0	0	0	0	0	0	0	0	8	0	0
BOLAND Ryan David c	2	0	2	1	1	0	0	0	0	0	0	0	0	0	0	0	0	6	0	0
ABREY Bryan Michael pr/c	1	1	0	0	0	0	0	1	0	0	0	0	0	0	0	0	0	1	1	0
EZEKIEL Kyle Michael 2b	2	0	1	0	0	0	0	0	0	0	0	0	1	0	1	0	0	2	0	0
PAULI Tyler pr/2b	2	2	1	1	0	1	0	0	0	0	0	0	1	0	1	0	0	0	1	0
LIEPH Scott Alexande p	0	0	0	0	0	0	0	0	0	0	0	0	0	0	0	0	0	0	1	0
MCCULLOUGH Devon Jor p	0	0	0	0	0	0	0	0	0	0	0	0	0	0	0	0	0	0	0	0
Totals	34	10	11	8	3	1	0	6	2	0	0	0	0	7	0	4	0	21	4	1

### South Africa 4

PLAYER	AB	R	H	BI	2B	3B	HR	BB	SB	CS	HP	SH	SF	SO	IBB	KL	GDP	PO	A	E
PHALADI Phomolo Mats 1b	4	1	1	0	0	0	0	0	0	0	0	0	0	2	0	0	0	3	0	1
MATSWENYANE Mandla G lf	3	0	1	0	0	0	0	0	0	0	0	1	0	2	0	0	0	0	0	0
THUPUDI Mogau Macmil dp/p	3	1	1	3	0	0	1	0	0	0	0	0	0	0	0	0	0	0	0	1
FROST Javier Dalian ss	3	1	1	0	0	0	0	0	0	0	0	0	0	2	0	1	0	2	1	2
DE LANGE Cornelius F cf	3	0	0	0	0	0	0	0	0	0	0	0	0	1	0	0	0	5	0	0
HATTINGH Rian Johann cf	0	0	0	0	0	0	0	0	0	0	0	0	0	0	0	0	0	1	0	0
HLANGA Matsobane Geo c	3	0	1	0	1	0	0	0	0	0	0	0	0	1	0	0	0	5	2	1
MOETI Kagiso 3b	2	0	0	0	0	0	1	0	0	0	0	0	1	0	0	0	0	2	2	0
BANN Christopher Rya 2b	1	0	0	0	0	0	0	0	0	0	0	0	0	1	0	0	0	3	1	0
MOLOKOANE Sehlabi Ca ph/2b	2	0	0	0	0	0	0	0	0	0	0	0	0	2	0	1	0	0	0	0
THOMASON William Edw rf	3	1	1	0	0	0	0	0	0	0	0	0	0	2	0	0	0	0	0	0
KEKANA Tidima Barnat p	0	0	0	0	0	0	0	0	0	0	0	0	0	0	0	0	0	0	0	0
NONE Player	0	0	0	0	0	0	0	0	0	0	0	0	0	0	0	0	0	0	0	0
Totals	27	4	6	3	1	0	1	1	0	0	0	1	0	14	0	2	0	21	6	5

Canada	IP	H	R	ER	BB	SO	WP	HP	IP	IBB	SH	SF	2B	3B	HR	AB	BF	FO	GO	NP
LIEPH Scott Alexande	3.0	3	3	2	1	6	1	0	1	0	1	0	0	0	1	12	14	2	1	61
MCCULLOUGH Devon Jor W,3-0	4.0	3	1	1	0	8	1	0	0	0	0	0	1	0	0	15	15	1	3	51

South Africa	IP	H	R	ER	BB	SO	WP	HP	IP	IBB	SH	SF	2B	3B	HR	AB	BF	FO	GO	NP
KEKANA Tidima Barnat L,1-5	4.0	7	7	6	3	6	3	0	0	0	0	0	3	0	0	21	24	3	3	101
THUPUDI Mogau Macmil	3.0	4	3	3	3	1	0	0	0	0	0	0	1	0	0	13	16	7	1	62

Umpires: HP-PORTEOUS Mark (NZL), 1B-DOSTAL Jiri (CZE),  
2B-MATABOGE Abel (BOT), 3B-MCCAULEY Damien (AUS)

TC: CASTRO Liz (DEN), JENNINGS Michael (GBR)

Scorers: RICHTEROVÁ Lenka (CZE), CRAIG Michael (USA), PIERI Stefano (ITA)

Start: 16:29 Time: 2:04 Attendance: 205 Weather: Sunny, 30°



## GAME SUMMARY - RESULTADO DEL JUEGO 54



# ARGENTINA - NEW ZEALAND



Jun 20, 2019 at Havlíčkův Brod (CZE) (Hippas Arena)

-----  
Argentina.....100 002 3 - 6 4 0  
New Zealand.....040 000 0 - 4 1 1  
-----

### Argentina 6

PLAYER	AB	R	H	BI	2B	3B	HR	BB	SB	CS	HP	SH	SF	SO	IBB	KL	GDP	PO	A	E
PEKER Alan Javier cf/rf	3	2	1	0	0	0	0	1	2	0	0	0	0	1	0	1	0	0	0	0
MIGLIAVACCA SKLADNY c/cf	2	1	0	0	0	0	0	0	0	0	1	0	0	2	0	0	0	1	0	0
ZARA Juan Cruz ph	1	0	0	0	0	0	0	0	0	0	0	0	0	0	0	0	0	0	0	0
MOTRONI Bruno dp/c	3	1	2	4	0	0	1	0	0	0	1	0	0	0	0	0	0	11	0	0
CARRIL Santiago Nico rf/dp	4	1	0	0	0	0	0	0	0	0	0	0	0	0	0	0	1	1	1	0
MONTERO Mariano Albe lf	2	1	0	0	0	0	0	1	0	0	1	0	0	2	0	0	0	2	0	0
GODOY Manuel Ignacio 1b	3	0	0	0	0	0	0	1	0	0	0	0	0	1	0	1	0	1	0	0
GODOY Gustavo Oscar 3b	2	0	1	1	0	0	0	0	0	0	1	0	0	0	0	0	1	2	0	0
SCIALACOMO Gian Marc pr/ss	0	0	0	0	0	0	0	1	0	0	0	0	0	0	0	0	0	0	0	0
EDER Federico Alejan 2b	2	0	0	0	0	0	0	0	0	0	0	0	0	2	0	0	0	1	1	0
MALARCZUK Juan Ladis 2b	0	0	0	1	0	0	0	0	0	0	1	0	0	0	0	0	0	1	0	0
OJEDA Gonzalo August ss/3b/ss	1	0	0	0	0	0	0	1	0	0	1	0	0	1	0	0	0	1	1	0
GODOY HERBEL Roman A p	0	0	0	0	0	0	0	0	0	0	0	0	0	0	0	0	0	0	0	0
MATA CARABAJAL Huemu p	0	0	0	0	0	0	0	0	0	0	0	0	0	0	0	0	0	0	0	0
Totals	23	6	4	6	0	0	1	4	3	0	6	0	0	9	0	2	2	21	3	0

### New Zealand 4

PLAYER	AB	R	H	BI	2B	3B	HR	BB	SB	CS	HP	SH	SF	SO	IBB	KL	GDP	PO	A	E
ENOKA Benjamin Richa cf	3	0	0	1	0	0	0	0	0	0	0	0	1	2	0	1	0	2	0	0
NUKUNUKU Nathan Walt 2b	2	0	0	0	0	0	0	1	0	0	0	0	0	0	0	0	0	2	1	0
ENOKA Thomas David 1b	3	0	0	0	0	0	0	0	0	0	0	0	0	1	0	1	0	4	0	0
LAULU Wayne dp	2	1	0	0	0	0	0	1	0	0	0	0	0	2	0	1	0	0	0	0
EVANS Cole Stuart ss	2	1	1	0	0	0	0	1	0	0	0	0	0	1	0	0	0	2	3	1
MAKEA Reilly Jazz Ar lf	2	1	0	0	0	0	0	1	0	0	0	0	0	0	0	0	0	0	0	0
COMPAIN Kallan Hugh c	1	1	0	1	0	0	0	1	0	0	0	0	0	1	0	1	0	9	0	0
RAEMAKI Jerome Devon ph	1	0	0	0	0	0	0	0	0	0	0	0	0	1	0	0	0	0	0	0
BARTORILLO Tyron Jai 3b	1	0	0	1	0	0	0	1	0	0	0	0	0	1	0	0	0	0	1	0
WATT Jackson Rowland ph	1	0	0	0	0	0	0	0	0	0	0	0	0	1	0	0	0	0	0	0
ENOKA Campbell Dunca rf	2	0	0	0	0	0	0	1	0	0	0	0	0	2	0	2	0	2	0	0
CHAPMAN Daniel Willi p	0	0	0	0	0	0	0	0	0	0	0	0	0	0	0	0	0	0	1	0
HAYES Nikki Jasper p	0	0	0	0	0	0	0	0	0	0	0	0	0	0	0	0	0	0	0	0
Totals	20	4	1	3	0	0	0	7	0	0	0	0	1	12	0	6	0	21	6	1

Argentina	IP	H	R	ER	BB	SO	WP	HP	IP	IBB	SH	SF	2B	3B	HR	AB	BF	FO	GO	NP
GODOY HERBEL Roman A	1.0	0	4	4	4	1	0	0	0	0	0	0	0	0	0	3	7	1	1	35
MATA CARABAJAL Huemu W,2-0	6.0	1	0	0	3	11	0	0	0	0	0	1	0	0	0	17	21	5	1	95

New Zealand	IP	H	R	ER	BB	SO	WP	HP	IP	IBB	SH	SF	2B	3B	HR	AB	BF	FO	GO	NP
CHAPMAN Daniel Willi	5.2	2	3	3	4	6	0	3	0	0	0	0	0	0	0	17	24	4	5	93
HAYES Nikki Jasper L,1-3	1.1	2	3	3	0	3	0	3	0	0	0	0	0	0	1	6	9	1	0	39

Umpires: HP-SELDEN David (USA), 1B-ARTEAGA Juan (COL),  
2B-GARCIA CUE Maykel (CUB), 3B-HORA Jan (CZE)

TC: PEREZ Roberto (CAN), GUTIERREZ Ray (USA)

Scorers: GOLÁN Radek (CZE), STOOVELAAR Marco (NED), ALMARAZ Gabriel (MEX)

Start: 16:32 Time: 2:12 Attendance: 395 Weather: Cloudy, 28°C



## GAME SUMMARY - RESULTADO DEL JUEGO 55



# NETHERLANDS - AUSTRALIA



Jun 20, 2019 at Prague (CZE) (Svoboda Ballpark)

Netherlands.....001 20 - 3 4 2  
Australia.....001 6X - 7 6 2

### Netherlands 3

PLAYER	AB	R	H	BI	2B	3B	HR	BB	SB	CS	HP	SH	SF	SO	IBB	KL	GDP	PO	A	E
DELFINA Jefferson Pr rf	2	1	0	0	0	0	0	1	1	0	0	0	0	2	0	0	0	3	0	0
JONES Nigel Quintin lf	2	0	0	0	0	0	0	1	0	0	0	0	0	2	0	0	0	2	0	0
POLONIUS Glennsig Ro c/2b	3	0	0	0	0	0	0	0	0	0	0	0	0	2	0	0	0	0	1	0
DIJKHOFF Eldrick Gab ss	2	1	2	0	0	0	0	0	0	0	0	0	0	0	0	0	0	1	1	1
BROOKS Revin Vincent dp/lb	2	1	1	0	0	0	0	0	0	0	0	0	0	1	0	1	0	4	1	0
BEAUMONT Anthony Car 2b/c	1	0	0	0	0	0	0	0	0	0	0	1	0	0	0	0	0	2	0	0
ROMBLEY Danny Regina cf	2	0	0	0	0	0	0	0	0	0	0	0	0	2	0	0	0	2	0	0
FRANCISCA Siegmond M 1b/dp	1	0	0	0	0	0	0	0	0	0	0	0	0	1	0	0	0	0	0	0
JAVIER Enrique Dejes ph/dp	1	0	1	2	0	0	0	0	0	0	0	0	0	0	0	0	0	0	0	0
JUAQUIN Dyron David 3b	2	0	0	0	0	0	0	0	0	0	0	0	0	2	0	0	0	0	1	0
KWAS Enio Rinaldi Vi p	0	0	0	0	0	0	0	0	0	0	0	0	0	0	0	0	0	0	0	0
LOURENS Emeron Eldon p	0	0	0	0	0	0	0	0	0	0	0	0	0	0	0	0	0	0	0	1
VISSER Jeffry p	0	0	0	0	0	0	0	0	0	0	0	0	0	0	0	0	0	0	1	0
Totals	18	3	4	2	0	0	0	2	1	0	0	1	0	12	0	1	0	14	5	2

### Australia 7

PLAYER	AB	R	H	BI	2B	3B	HR	BB	SB	CS	HP	SH	SF	SO	IBB	KL	GDP	PO	A	E
MATHEWS Hayden Andre lf	1	1	0	0	0	0	0	1	0	0	1	0	0	0	0	0	0	0	0	0
O'LEARY Liam Haukana rf	2	1	0	0	0	0	0	1	0	0	0	0	0	0	0	0	0	0	0	0
KIRKPATRICK Andrew T 1b	3	0	2	2	0	0	0	0	0	0	0	0	0	0	0	0	1	0	0	0
SINCLAIR Ryan Walter pr/3b	0	0	0	0	0	0	0	0	0	0	0	0	0	0	0	0	0	0	0	0
03.2 Player	0	0	0	0	0	0	0	0	0	0	0	0	0	0	0	0	0	0	0	0
O'BYRNE Brendon Thom 2b	3	0	0	1	0	0	0	0	0	0	0	0	0	0	0	0	0	1	0	0
TODHUNTER James Came 3b/lb	3	1	2	0	0	0	0	0	0	0	0	0	0	0	0	0	0	0	0	0
WHITE Joshua Xavier dp	3	1	1	0	0	0	0	0	0	0	0	0	0	0	0	0	0	0	0	0
WRIGHT Jett Kelsay ss	1	1	0	0	0	0	0	2	0	0	0	0	0	0	0	0	0	0	0	0
MCGOVERN Joshua Fran c	1	0	0	0	0	0	0	0	0	0	0	0	0	1	0	0	0	9	0	1
08.1 Player	0	0	0	0	0	0	0	0	0	0	0	0	0	0	0	0	0	0	0	0
PURCELL James Daniel ph/c	1	1	0	0	0	0	0	0	0	0	0	0	0	0	0	0	0	3	0	0
BEASHEL Callum Paul cf	1	1	1	2	0	0	1	0	0	0	0	0	1	0	0	0	0	2	0	1
REID Layton James p	0	0	0	0	0	0	0	0	0	0	0	0	0	0	0	0	0	0	1	0
PETERS Harrison Lind p	0	0	0	0	0	0	0	0	0	0	0	0	0	0	0	0	0	0	0	0
Totals	19	7	6	5	0	0	1	4	0	0	1	0	1	1	0	0	1	15	1	2

Netherlands	IP	H	R	ER	BB	SO	WP	HP	IP	IBB	SH	SF	2B	3B	HR	AB	BF	FO	GO	NP
KWAS Enio Rinaldi Vi L,0-1	3.0	5	4	4	3	1	1	0	0	0	0	0	0	0	1	13	16	5	1	50
LOURENS Emeron Eldon	0.1	1	3	1	1	0	2	1	0	0	0	1	0	0	0	2	5	1	0	23
VISSER Jeffry	1.1	0	0	0	0	0	0	0	0	0	0	0	0	0	0	4	4	1	3	16

Australia	IP	H	R	ER	BB	SO	WP	HP	IP	IBB	SH	SF	2B	3B	HR	AB	BF	FO	GO	NP
REID Layton James W,3-0	4.0	4	3	2	2	9	0	0	0	0	1	0	0	0	0	15	18	2	1	62
PETERS Harrison Lind	1.0	0	0	0	0	3	0	0	0	0	0	0	0	0	0	3	3	0	0	14

Umpires: HP-HAND Jonathan (USA), 1B-KUSAMOTO Mitsunori (JPN),  
2B-TOVAR Manuel (VEN), 3B-KAIARUNA Anthony (NZL)

TC: VAN OS Brian (CAN), CASTRO Liz (DEN)

Scorers: PIERI Stefano (ITA), RICHTEROVá Lenka (CZE), CRAIG Michael (USA)

Start: 19:28 Time: 1:30 Attendance: 255 Weather: Partly cloudy 27°C



## GAME SUMMARY - RESULTADO DEL JUEGO 56



# CUBA - CZECH REPUBLIC



Jun 20, 2019 at Havlíčkův Brod (CZE) (Hippas Arena)

-----  
Cuba.....100 001 2 - 4 9 1  
Czech Republic.....100 020 2 - 5 8 0  
-----

### Cuba 4

PLAYER	AB	R	H	BI	2B	3B	HR	BB	SB	CS	HP	SH	SF	SO	IBB	KL	GDP	PO	A	E
RODRIGUEZ ROSALES Ju cf	4	1	2	0	1	0	0	0	0	0	0	0	0	1	0	0	0	1	0	0
RODRIGUEZ CASTELLANO lf	1	1	0	0	0	0	0	3	0	0	0	0	0	1	0	1	0	0	0	0
RODRIGUEZ VINENT Yes 2b	4	0	0	0	0	0	0	0	0	0	0	0	0	0	0	0	0	4	1	1
VERA MESA Reinier c	4	0	2	3	0	0	0	0	0	1	0	0	0	1	0	0	0	7	0	0
ROSETE TABRAUE Roger dp	3	1	2	1	0	0	1	0	0	0	0	0	0	0	0	0	0	0	0	0
RIOS FABARS Juan Yas 1b	3	0	0	0	0	0	0	0	0	0	0	0	0	2	0	0	0	4	0	0
LAMOTE PRADES Reynal rf	3	0	2	0	0	0	0	0	0	0	0	0	0	1	0	0	0	1	0	0
DOMINGUEZ ROBLES Lui ss	2	0	1	0	0	0	0	0	0	0	0	0	0	0	0	0	0	0	1	0
REYNA LOPEZ Andres ph	1	0	0	0	0	0	0	0	0	0	0	0	0	0	0	0	0	0	0	0
RAMOS SUAREZ Yurisam 3b	2	0	0	0	0	0	0	0	0	0	0	0	0	1	0	0	0	1	4	0
CASTILLO BLAIR Hecto 3b	0	1	0	0	0	0	0	1	0	0	0	0	0	0	0	0	0	0	0	0
ROMAN GONZALEZ Alain p	0	0	0	0	0	0	0	0	0	0	0	0	0	0	0	0	0	0	1	0
PLUTIN QUINTERO Gube p	0	0	0	0	0	0	0	0	0	0	0	0	0	0	0	0	0	0	1	0
LOPEZ MARTINEZ Alain p	0	0	0	0	0	0	0	0	0	0	0	0	0	0	0	0	0	0	0	0
Totals	27	4	9	4	1	0	1	4	0	1	0	0	0	7	0	1	0	18	8	1

### Czech Republic 5

PLAYER	AB	R	H	BI	2B	3B	HR	BB	SB	CS	HP	SH	SF	SO	IBB	KL	GDP	PO	A	E
SVOBODA Vaclav 2b	4	1	3	1	0	0	1	0	0	0	0	0	0	0	0	0	0	3	2	0
MERTL David c	2	1	0	0	0	0	0	1	0	0	0	1	0	1	0	0	0	5	3	0
MALY Marek rf	3	2	2	2	1	0	1	1	0	0	0	0	0	0	0	0	0	0	0	0
KLAS Mikulas dp	2	0	0	0	0	0	0	1	0	0	0	0	0	0	1	0	1	0	0	0
KORSAK JiSi pr	0	1	0	0	0	0	0	0	0	0	0	0	0	0	0	0	0	0	0	0
KOPESNY Patrik cf	3	0	0	0	0	0	0	0	0	0	0	0	0	1	0	0	0	1	1	0
KOLSCH Michal lf	3	0	1	2	0	0	0	0	0	0	0	0	0	2	0	0	0	0	0	0
KOLKUS Patrik 1b	2	0	1	0	0	0	0	1	0	0	0	0	0	0	0	0	0	8	1	0
PETR Tomas ss	3	0	1	0	0	0	0	0	0	0	0	0	0	0	0	0	0	2	1	0
NEZBEDA JiSi 3b	3	0	0	0	0	0	0	0	0	0	0	0	0	2	0	0	0	2	1	0
HOLOBRADEK Michal p	0	0	0	0	0	0	0	0	0	0	0	0	0	0	0	0	0	0	0	0
Totals	25	5	8	5	1	0	2	4	0	0	0	1	0	6	1	0	1	21	9	0

Cuba	IP	H	R	ER	BB	SO	WP	HP	IP	IBB	SH	SF	2B	3B	HR	AB	BF	FO	GO	NP
ROMAN GONZALEZ Alain	4.0	6	2	1	2	5	0	0	3	0	1	0	1	0	1	17	20	1	6	56
PLUTIN QUINTERO Gube	0.2	0	1	1	1	0	1	0	0	1	0	0	0	0	0	2	3	0	2	15
LOPEZ MARTINEZ Alain L,0-2	1.1	2	2	2	1	1	0	0	0	0	0	0	0	0	1	6	7	2	1	27
Czech Republic	IP	H	R	ER	BB	SO	WP	HP	IP	IBB	SH	SF	2B	3B	HR	AB	BF	FO	GO	NP
HOLOBRADEK Michal W,2-1	7.0	9	4	4	4	7	1	0	0	0	0	0	1	0	1	27	31	4	7	123

Umpires: HP-LOHNERT Thomas (GER), 1B-SALAZAR Eliazim (MEX),  
2B-JAKOBSEN Jens (DEN), 3B-GERRIOR Darren (CAN)  
TC: GUTIERREZ Ray (USA), PEREZ Roberto (CAN)  
Scorers: STOOVELAAR Marco (NED), GOLAN Radek (CZE), ALMARAZ Gabriel (MEX)  
Start: 19:31 Time: 2:13 Attendance: 995 Weather: Partly cloudy, 19°C





## QUALIFYING ROUND, SEMIFINALS AND FINALS RONDA DE CLASIFICACIÓN, SEMIFINALES Y FINALES

### SCHEDULE AND RESULTS – CALENDARIO Y RESULTADOS

#### FRIDAY JUNE 21 – VIERNES 21 DE JUNIO, 2019

#	Hour Hora	Stadium Campo	Group Grupo	Away Team Equipo Visitante	Home Team Equipo Local	Score	Inn
P01	10:30	Svoboda Ballpark	PO1	VENEZUELA	JAPAN	0-6	
P02	13:30	Svoboda Ballpark	PO2	USA	ARGENTINA	0-9	5
P03	16:30	Svoboda Ballpark	PO3	NEW ZEALAND	AUSTRALIA	7-4	
P04	19:30	Svoboda Ballpark	PO4	CZECH REPUBLIC	CANADA	0-4	
58	10:30	Hippos Arena	PR1	SINGAPORE	PHILIPPINES	4-3	9
60	13:30	Hippos Arena	PR2	NETHERLANDS	BOTSWANA	6-5	8
62	16:30	Hippos Arena	PR3	SOUTH AFRICA	MEXICO	0-7	5
64	19:30	Hippos Arena	PR4	CUBA	DENMARK	0-3	

#### SATURDAY JUNE 22 – SÁBADO 22 DE JUNIO, 2019

#	Hour Hora	Stadium Campo	Group Grupo	Away Team Equipo Visitante	Home Team Equipo Local	Score	Inn
PP01	10:30	Svoboda Ballpark	PP01	CZECH REPUBLIC	VENEZUELA	0-7	5
PP02	13:30	Svoboda Ballpark	PP02	USA	AUSTRALIA	8-6	8
SP01	16:30	Svoboda Ballpark	SPO1	NEW ZEALAND	JAPAN	1-2	
SP02	19:30	Svoboda Ballpark	SPO2	ARGENTINA	CANADA	7-0	5

#### SUNDAY JUNE 23 – DOMINGO 23 DE JUNIO, 2019

#	Hour Hora	Stadium Campo	Group Grupo	Away Team Equipo Visitante	Home Team Equipo Local	Score	Inn	
69	10:30	Svoboda Ballpark	7°	CZECH REPUBLIC	AUSTRALIA	1-2		
70	13:30	Svoboda Ballpark	5°	VENEZUELA	USA	4-5		
71	16:30	Svoboda Ballpark		NEW ZEALAND	CANADA	1-2		
72	19:30	Svoboda Ballpark		ARGENTINA	JAPAN	3-2	10	
		Svoboda Ballpark	WBCS	CLOSING CEREMONY – CEREMONIA DE CLAUSURA				

Local time in Czech Republic. / Hora local en la República Checa.



## GAME SUMMARY - RESULTADO DEL JUEGO PO1



### VENEZUELA - JAPAN



Jun 21, 2019 at Prague (CZE) (Svoboda Ballpark)

Venezuela.....	000	000	0	-	0	1	2
Japan.....	200	220	X	-	6	8	0

#### Venezuela 0

PLAYER	AB	R	H	BI	2B	3B	HR	BB	SB	CS	HP	SH	SF	SO	IBB	KL	GDP	PO	A	E
QUERALES CORONEL Her lf	3	0	1	0	0	0	0	0	0	0	0	0	0	0	0	0	0	1	0	0
OJEDA CORDERO Carlos cf	2	0	0	0	0	0	0	0	0	0	0	0	0	2	0	0	0	0	0	0
SEQUERA RAMOS Rogeli ph/rf	0	0	0	0	0	0	0	0	0	0	1	0	0	0	0	0	0	0	0	0
FLORES SANCHEZ Rafae c	2	0	0	0	0	0	0	0	0	0	1	0	0	0	0	0	0	4	1	0
LIMA MENDOZA Jorge L 2b	3	0	0	0	0	0	0	0	0	0	0	0	0	1	0	0	0	3	0	0
CARENO MENESES Carl 3b	3	0	0	0	0	0	0	0	0	0	0	0	0	2	0	0	0	2	2	1
PINTO ORLANDO Luiger dp	2	0	0	0	0	0	0	0	0	0	0	0	0	1	0	1	0	0	0	0
HERRERA FALCON Engel ph	1	0	0	0	0	0	0	0	0	0	0	0	0	1	0	0	0	0	0	0
ZAMBRANO STORMES Joh lb	1	0	0	0	0	0	0	0	0	0	1	0	0	0	0	0	0	5	1	0
ROGERS PEREZ Edward lb	1	0	0	0	0	0	0	0	0	0	0	0	0	1	0	0	0	1	0	0
SOLORZANO ZAMBRANO J ss	2	0	0	0	0	0	0	1	0	0	0	0	0	0	0	0	0	1	3	0
CONTRERAS JIMENEZ Ma rf/cf	2	0	0	0	0	0	0	0	0	0	0	0	0	2	0	0	0	1	0	1
URBANEJA Erick Jose p	0	0	0	0	0	0	0	0	0	0	0	0	0	0	0	0	0	0	0	0
UCERO ARCIA Carlos R p	0	0	0	0	0	0	0	0	0	0	0	0	0	0	0	0	0	0	1	0
Totals	22	0	1	0	0	0	0	1	0	0	3	0	0	10	0	1	0	18	8	2

#### Japan 6

PLAYER	AB	R	H	BI	2B	3B	HR	BB	SB	CS	HP	SH	SF	SO	IBB	KL	GDP	PO	A	E
UNE Ryoyu ss	3	0	1	0	0	0	0	1	0	0	0	0	0	0	0	0	0	1	3	0
INOUE Tomonori 3b	3	1	0	0	0	0	0	1	0	0	0	0	0	1	0	0	0	0	3	0
MATSUDA Hikaru dp/p	2	1	2	1	1	1	0	1	0	0	1	0	0	0	0	0	0	0	0	0
URAMOTO Daishi pr	0	0	0	0	0	0	0	0	0	0	0	0	0	0	0	0	0	0	0	0
IKEDA Hiroki p	0	0	0	0	0	0	0	0	0	0	0	0	0	0	0	0	0	0	0	0
OISHI Tsukasa c	4	0	1	1	0	0	0	0	0	0	0	0	0	0	0	0	1	9	1	0
KATAOKA Taiyo lb	3	1	0	0	0	0	0	1	0	0	0	0	0	1	0	0	1	10	0	0
MORITA Yusuke lf	3	0	1	0	0	0	0	0	0	0	0	0	0	0	0	0	0	0	0	0
YASUMI Kotaro 2b	2	1	1	0	0	0	0	0	0	0	0	1	0	0	0	0	0	1	2	0
KUROIWA Seii cf	1	2	1	0	0	0	1	0	0	0	1	0	0	0	0	0	0	0	0	0
IKEDA Hiroto rf	3	0	1	2	0	1	0	0	0	0	0	0	0	1	0	0	0	0	0	0
KOYAMA Reo p	0	0	0	0	0	0	0	0	0	0	0	0	0	0	0	0	0	0	0	0
NONE Player	0	0	0	0	0	0	0	0	0	0	0	0	0	0	0	0	0	0	0	0
Totals	24	6	8	4	1	2	0	5	0	0	1	2	0	3	0	0	2	21	9	0

Venezuela	IP	H	R	ER	BB	SO	WP	HP	IP	IBB	SH	SF	2B	3B	HR	AB	BF	FO	GO	NP
URBANEJA Erick Jose L, 2-1	3.0	7	4	3	0	3	0	0	0	0	2	0	1	1	0	15	17	2	4	69
UCERO ARCIA Carlos R	3.0	1	2	2	5	0	0	1	0	0	0	0	0	1	0	9	15	5	3	59

Japan	IP	H	R	ER	BB	SO	WP	HP	IP	IBB	SH	SF	2B	3B	HR	AB	BF	FO	GO	NP
KOYAMA Reo	0.0	0	0	0	0	0	0	0	0	0	0	0	0	0	0	0	0	0	0	0
MATSUDA Hikaru W, 4-0	6.0	1	0	0	1	8	0	3	0	0	0	0	0	0	0	19	23	3	7	81
IKEDA Hiroki	1.0	0	0	0	0	2	0	0	0	0	0	0	0	0	0	3	3	0	1	9

Umpires: HP-RINDFLEISH Scott (AUS), 1B-JAKOBSEN Jens (DEN),  
112B-GARCIA CUE Maykel (CUB), 3B-SELDEN David (USA)  
TC: PEREZ Roberto (CAN), GUTIERREZ Ray (USA)  
Scorers: CRAIG Greta (USA), RICHTEROVÁ Lenka (CZE), WINKLER Stephanie (GER)  
Start: 10:30 Time: 1:53 Attendance: 720 Weather: Sunny, 23°C



## GAME SUMMARY - RESULTADO DEL JUEGO PO2

# USA - ARGENTINA

Jun 21, 2019 at Prague (CZE) (Svoboda Ballpark)

```
-----
United States.....000 00 - 0 5 1
Argentina.....351 0X - 9 8 1
-----
```

### United States 0

PLAYER	AB	R	H	BI	2B	3B	HR	BB	SB	CS	HP	SH	SF	SO	IBB	KL	GDP	PO	A	E
LYNCH Jonathan Micha lf	3	0	1	0	0	0	0	0	0	0	0	0	0	1	0	0	0	1	0	0
SCHILLER Cameron Joh ss	3	0	0	0	0	0	0	0	0	0	0	0	0	2	0	1	0	1	1	0
OCHOA Erick 3b	2	0	1	0	1	0	0	0	0	0	0	0	0	0	0	0	0	1	0	0
TAN Marcus John pr	0	0	0	0	0	0	0	0	0	0	0	0	0	0	0	0	0	0	0	0
PALAZZO Matt Joseph 1b	2	0	0	0	0	0	0	0	0	0	0	0	0	0	0	0	0	4	0	0
RATLIFF Matthew Aaro rf	2	0	1	0	0	0	0	0	0	0	0	0	0	0	0	0	0	0	0	0
NOWACZYK Jeffrey Jam 2b	2	0	0	0	0	0	0	0	0	0	0	0	0	1	0	0	0	1	3	1
DUDLEY Tyler Isaiah dp	2	0	0	0	0	0	0	0	0	0	0	0	0	2	0	1	0	0	0	0
MULLINS Nicholas Rya c	2	0	2	0	0	0	0	0	0	0	0	0	0	0	0	0	0	3	0	0
SAENZ Gilbert Lee cf	2	0	0	0	0	0	0	0	0	0	0	0	0	2	0	1	0	1	0	0
MANCHA Antonio Lopez p	0	0	0	0	0	0	0	0	0	0	0	0	0	0	0	0	0	0	0	0
WEILER Mervin Duane p	0	0	0	0	0	0	0	0	0	0	0	0	0	0	0	0	0	0	0	0
COOLEY Joel Eli p	0	0	0	0	0	0	0	0	0	0	0	0	0	0	0	0	0	0	0	0
GWIZDALA Jon Michael p	0	0	0	0	0	0	0	0	0	0	0	0	0	0	0	0	0	0	1	0
Totals	20	0	5	0	1	0	0	0	0	0	0	0	0	8	0	3	0	12	5	1

### Argentina 9

PLAYER	AB	R	H	BI	2B	3B	HR	BB	SB	CS	HP	SH	SF	SO	IBB	KL	GDP	PO	A	E
PEKER Alan Javier rf	2	2	2	1	0	0	0	0	2	0	0	0	0	0	0	0	0	2	0	0
ZARA Juan Cruz ph/dp	1	0	1	0	0	0	0	0	0	0	0	0	0	0	0	0	0	0	0	0
MIGLIAVACCA SKLADNY cf	1	1	0	1	0	0	0	1	0	0	1	0	0	0	0	0	0	1	0	0
MOTRONI Bruno c	1	1	1	2	0	0	0	1	0	0	0	0	1	0	0	0	0	8	0	1
CARRIL Santiago Nico dp/rf	3	1	1	1	0	1	0	0	0	0	0	0	0	1	0	0	0	0	0	0
MONTERO Mariano Albe lf	2	1	2	3	0	0	1	0	0	0	0	0	0	0	0	0	0	0	0	0
OLHEISER Federico 1b	1	0	0	0	0	0	0	0	0	0	0	0	0	0	0	0	0	3	0	0
GODOY Manuel Ignacio 1b/lf	3	0	0	0	0	0	0	0	0	0	0	0	0	1	0	0	0	1	0	0
GODOY Gustavo Oscar 3b	2	1	1	0	1	0	0	0	0	0	0	0	0	1	0	1	0	0	0	0
SCIALACOMO Gian Marc ss	0	0	0	0	0	0	1	0	0	0	0	0	0	0	0	0	0	0	1	0
EDER Federico Alejan 2b	1	1	0	0	0	0	0	1	0	0	0	0	0	0	0	0	0	0	1	0
MALARCZUK Juan Ladis ph/2b	1	0	0	0	0	0	0	0	0	0	0	0	0	0	0	0	0	0	1	0
OJEDA Gonzalo August ss/3b	1	1	0	0	0	0	1	0	0	0	0	0	0	0	0	1	0	0	0	0
POTOLICCHIO Juan Ado p	0	0	0	0	0	0	0	0	0	0	0	0	0	0	0	0	0	0	0	0
MIGLIAVACCA SKLADNY p	0	0	0	0	0	0	0	0	0	0	0	0	0	0	0	0	0	0	0	0
Totals	19	9	8	8	1	1	1	5	2	0	1	0	1	3	0	1	1	15	3	1

### United States

	IP	H	R	ER	BB	SO	WP	HP	IP	IBB	SH	SF	2B	3B	HR	AB	BF	FO	GO	NP
MANCHA Antonio Lopez L,3-1	1.0	3	4	4	2	1	1	0	0	0	0	1	0	1	0	5	8	2	0	27
WEILER Mervin Duane	1.0	3	4	4	1	1	1	0	0	0	0	0	0	0	1	6	7	1	1	27
COOLEY Joel Eli	1.0	2	1	1	1	0	0	1	0	0	0	0	1	0	0	5	7	1	1	28
GWIZDALA Jon Michael	1.0	0	0	0	1	1	0	0	0	0	0	0	0	0	0	3	4	0	2	18

### Argentina

	IP	H	R	ER	BB	SO	WP	HP	IP	IBB	SH	SF	2B	3B	HR	AB	BF	FO	GO	NP
POTOLICCHIO Juan Ado W,2-0	4.0	3	0	0	0	6	0	0	0	0	0	0	1	0	0	15	15	4	2	64
MIGLIAVACCA SKLADNY	1.0	2	0	0	0	2	0	0	0	0	0	0	0	0	0	5	5	0	1	19

Umpires: HP-KUSAMOTO Mitsunori (JPN), 1B-PORTEOUS Mark (NZL),  
 2B-TOVAR Manuel (VEN), 3B-LOHNERT Thomas (GER)  
 TC: SANNA Giovanni (ITA), PEREZ Roberto (CAN)  
 Scorers: WINKLER Stephanie (GER), RICHTEROVÁ Lenka (CZE), CRAIG Greta (USA)  
 Start: 13:30 Time: 1:27 Attendance: 550 Weather: Partly cloudy, 24 °C



## GAME SUMMARY - RESULTADO DEL JUEGO PO3

# NEW ZEALAND - AUSTRALIA

Jun 21, 2019 at Prague (CZE) (Svoboda Ballpark)

New Zealand.....	000	160	0	-	7	9	0
Australia.....	002	200	0	-	4	7	2

### New Zealand 7

PLAYER	AB	R	H	BI	2B	3B	HR	BB	SB	CS	HP	SH	SF	SO	IBB	KL	GDP	PO	A	E
ENOKA Benjamin Richa cf	3	1	1	1	0	0	1	1	0	0	0	0	0	1	0	1	0	1	0	0
NUKUNUKU Nathan Walt 1b	4	0	0	0	0	0	0	0	0	0	0	0	0	0	0	0	0	4	0	0
ENOKA Thomas David lf	4	2	2	0	0	0	0	0	0	0	0	0	0	2	0	0	0	0	0	0
LAULU Wayne dp	3	1	2	0	0	0	0	0	0	0	1	0	0	1	0	0	0	0	0	0
EVANS Cole Stuart ss	3	0	1	1	0	0	0	1	0	0	1	0	0	0	0	0	0	0	0	0
MAKEA Reilly Jazz Ar rf	3	1	1	2	0	0	0	0	0	0	0	0	1	1	0	0	0	1	0	0
RAEMAKI Jerome Devon 3b	2	0	0	0	0	0	0	0	0	0	0	0	0	2	0	1	0	0	0	0
BARTORILLO Tyron Jai 3b	1	0	0	0	0	0	0	0	0	0	0	0	0	1	0	0	0	0	3	0
VAN LIESHOUT Zane An c	2	1	0	0	0	0	0	1	0	0	0	0	0	1	0	0	0	12	0	0
EVANS Joel James 2b	3	1	2	2	0	0	1	0	0	0	0	0	0	1	0	1	0	3	0	0
CHAPMAN Daniel Willi p	0	0	0	0	0	0	0	0	0	0	0	0	0	0	0	0	0	0	0	0
PETTETT Joshua Aaron p	0	0	0	0	0	0	0	0	0	0	0	0	0	0	0	0	0	0	2	0
Totals	28	7	9	6	0	0	2	2	1	0	1	1	1	10	0	3	0	21	5	0

### Australia 4

PLAYER	AB	R	H	BI	2B	3B	HR	BB	SB	CS	HP	SH	SF	SO	IBB	KL	GDP	PO	A	E
MATHEWS Hayden Andre lf	3	1	0	0	0	0	0	0	1	0	1	0	0	2	0	1	0	1	0	0
TODHUNTER James Came dp/lb	3	0	0	0	0	0	0	1	0	0	0	0	0	3	0	0	0	1	0	0
SHAILES Nicholas Pau ss	3	0	1	0	0	0	0	1	0	0	0	0	0	0	1	0	0	3	1	0
KIRKPATRICK Andrew T lb/p	3	0	2	0	1	0	0	1	0	0	0	0	0	1	1	0	0	1	0	0
MCGOVERN Joshua Fran pr	0	0	0	0	0	0	0	0	0	0	0	0	0	0	0	0	0	0	0	0
O'BYRNE Brendon Thom 2b	2	0	0	1	0	0	0	1	0	0	0	1	0	1	0	0	0	3	1	0
NORTON Nicholas Luck c	3	0	0	0	0	0	0	0	0	0	0	0	0	1	0	0	0	10	0	1
WHITE Joshua Xavier ph	0	0	0	0	0	0	0	0	0	0	1	0	0	0	0	0	0	0	0	0
WRIGHT Jett Kelsay 3b	4	0	0	0	0	0	0	0	0	0	0	0	0	3	0	1	0	0	2	0
SINCLAIR Ryan Walter cf	1	1	0	0	0	0	0	0	0	0	0	0	0	1	0	0	0	2	0	1
O'LEARY Liam Haukana ph	1	0	1	0	0	0	0	0	0	0	0	0	0	0	0	0	0	0	0	0
PATTERSON Scott Anto cf	1	0	1	0	1	0	0	0	0	0	0	0	0	0	0	0	0	0	0	0
BEASHEL Callum Paul rf	3	2	2	0	0	1	0	2	0	0	0	0	0	0	0	0	0	0	0	0
FOLKARD Adam Peter p	0	0	0	0	0	0	0	0	0	0	0	0	0	0	0	0	0	0	1	0
NONE Player	0	0	0	0	0	0	0	0	0	0	0	0	0	0	0	0	0	0	0	0
Totals	27	4	7	3	2	0	1	4	3	0	2	1	0	12	2	2	0	21	5	2

New Zealand	IP	H	R	ER	BB	SO	WP	HP	IP	IBB	SH	SF	2B	3B	HR	AB	BF	FO	GO	NP
CHAPMAN Daniel Willi	3.2	4	4	4	4	9	2	1	0	2	0	0	0	0	1	15	20	2	0	81
PETTETT Joshua Aaron W,2-0	3.1	3	0	0	0	3	1	1	0	0	1	0	2	0	0	12	14	2	5	48
Australia	IP	H	R	ER	BB	SO	WP	HP	IP	IBB	SH	SF	2B	3B	HR	AB	BF	FO	GO	NP
FOLKARD Adam Peter	4.0	4	4	4	2	8	0	1	0	0	1	1	0	0	2	14	19	2	2	70
KIRKPATRICK Andrew T L,2-1	3.0	5	3	2	0	2	0	0	0	0	0	0	0	0	0	14	14	4	3	50

Umpires: HP-SELLEN David (USA), 1B-GARCIA CUE Maykel (CUB),  
2B-GERRIOR Darren (CAN), 3B-JAKOBSEN Jens (DEN)  
TC: GUTIERREZ Ray (USA), SANNA Giovanni (ITA)  
Scorers: SECKÁR Alois (CZE), PIERI Stefano (ITA), CRAIG Michael (USA)  
Start: 16:31 Time: 2:02 Attendance: 800 Weather: Partly Cloudy, 26°C



## GAME SUMMARY - RESULTADO DEL JUEGO PO4



### CZECH REPUBLIC - CANADA



Jun 21, 2019 at Prague (CZE) (Svoboda Ballpark)

```
-----
Czech Republic.....000 000 0 - 0 4 2
Canada.....001 003 X - 4 7 2
-----
```

#### Czech Republic 0

PLAYER	AB	R	H	BI	2B	3B	HR	BB	SB	CS	HP	SH	SF	SO	IBB	KL	GDP	PO	A	E
SVOBODA Vaclav 2b	3	0	0	0	0	0	0	0	0	0	0	0	0	2	0	1	0	4	2	1
MERTL David c	3	0	2	0	0	0	0	0	1	0	0	0	0	1	0	0	0	4	0	0
MALY Marek rf	2	0	1	0	0	0	0	1	0	0	0	0	0	1	0	1	0	3	0	0
KLAS MikulaS dp	3	0	0	0	0	0	0	0	0	0	0	0	0	2	0	1	1	0	0	0
KOPESNY Patrik cf	3	0	0	0	0	0	0	0	0	0	0	0	0	2	0	0	0	0	0	0
KOLSCH Michal lf	3	0	1	0	0	0	0	0	1	0	0	0	0	2	0	1	0	0	0	0
KOLKUS Patrik 1b	3	0	0	0	0	0	0	0	0	0	0	0	0	2	0	0	0	6	1	0
PETR TomaS ss	3	0	0	0	0	0	0	0	0	0	0	0	0	1	0	1	0	0	2	0
NEZBEDA JiSi 3b	2	0	0	0	0	0	0	0	0	0	0	0	0	2	0	1	0	0	2	1
HOLBRADEK Michal p	0	0	0	0	0	0	0	0	0	0	0	0	0	0	0	0	0	1	2	0
BRENIK Jaroslav p	0	0	0	0	0	0	0	0	0	0	0	0	0	0	0	0	0	0	0	0
Totals	25	0	4	0	0	0	0	1	2	0	0	0	0	15	0	6	1	18	9	2

#### Canada 4

PLAYER	AB	R	H	BI	2B	3B	HR	BB	SB	CS	HP	SH	SF	SO	IBB	KL	GDP	PO	A	E
ROY Mathieu lf	4	1	2	0	0	1	0	0	0	0	0	0	0	0	0	0	0	0	0	0
EZEKIEL Bradley Jose cf	3	0	1	0	1	0	0	1	0	0	0	0	0	2	0	1	0	0	0	0
MAYSON Derek Ross 3b	3	0	1	1	0	0	0	0	0	0	0	0	0	0	0	0	0	0	0	0
MULLALEY Stephen Art 1b	3	0	0	0	0	0	0	0	0	0	0	0	0	1	0	0	0	5	0	0
HUNTER Blake Everett dp	2	0	0	0	0	0	0	0	0	0	1	0	0	0	0	0	0	0	0	0
PAULI Tyler pr/dp	0	1	0	0	0	0	0	0	0	0	0	0	0	0	0	0	0	0	0	0
ELLSWORTH Jeffery rf	2	0	1	0	0	0	0	0	1	0	0	1	0	0	0	0	0	0	0	0
BOLAND Shane James ss	3	0	1	1	0	0	0	0	0	0	0	0	0	0	0	0	0	2	2	1
BURNS Patrick James pr	0	1	0	0	0	0	0	0	0	0	0	0	0	0	0	0	0	0	0	0
BOLAND Ryan David c	2	0	0	0	0	0	0	0	0	0	0	0	0	1	0	0	0	12	1	0
ABREY Bryan Michael ph/c	1	1	1	2	0	0	1	0	0	0	0	0	0	0	0	0	0	2	0	0
WALUSHKA Kristopher 2b	2	0	0	0	0	0	0	0	0	0	0	0	0	0	0	0	0	0	2	1
HILL Jason John ph	1	0	0	0	0	0	0	0	0	0	0	0	0	0	0	0	0	0	0	0
CLEARY Sean p	0	0	0	0	0	0	0	0	0	0	0	0	0	0	0	0	0	0	0	0
MCCULLOUGH Devon Jor p	0	0	0	0	0	0	0	0	0	0	0	0	0	0	0	0	0	0	0	0
Totals	26	4	7	4	1	1	1	1	1	0	1	1	0	4	0	1	0	21	5	2

Czech Republic	IP	H	R	ER	BB	SO	WP	HP	IP	IBB	SH	SF	2B	3B	HR	AB	BF	FO	GO	NP
HOLBRADEK Michal L,2-2	5.1	7	4	4	1	3	2	1	0	0	1	0	1	1	1	24	27	4	9	98
BRENIK Jaroslav	0.2	0	0	0	0	1	0	0	0	0	0	0	0	0	0	2	2	0	1	10

Canada	IP	H	R	ER	BB	SO	WP	HP	IP	IBB	SH	SF	2B	3B	HR	AB	BF	FO	GO	NP
CLEARY Sean W,4-0	6.0	4	0	0	1	13	1	0	0	0	0	0	0	0	0	22	23	0	4	92
MCCULLOUGH Devon Jor	1.0	0	0	0	0	2	0	0	0	0	0	0	0	0	0	3	3	1	0	11

Umpires: HP-HAND Jonathan (USA), 1B-TOVAR Manuel (VEN),  
2B-LOHNERT Thomas (GER), 3B-PORTEOUS Mark (NZL)  
TC: SANNA Giovanni (ITA), GUTIERREZ Ray (USA)  
Scorers: PIERI Stefano (ITA), SECKAR Alois (CZE), CRAIG Michael (USA)  
Start: 19:30 Time: 1:55 Attendance: 1500 Weather: Partly cloudy, 26°C



## GAME SUMMARY - RESULTADO DEL JUEGO PR1



# SINGAPORE - PHILIPPINES



Jun 21, 2019 at Havlíčkův Brod (CZE) (Hippos Arena)

```

-----
Singapore.....100 010 002 - 4 5 2
Philippines.....000 101 001 - 3 4 4
-----

```

### Singapore 4

PLAYER	AB	R	H	BI	2B	3B	HR	BB	SB	CS	HP	SH	SF	SO	IBB	KL	GDP	PO	A	E
TAM Joshua Jun Wen, 3b	3	1	1	0	0	0	0	1	0	0	0	0	0	1	0	0	0	1	2	0
FOO Say Kian rf/lb	4	0	1	0	0	0	0	0	0	0	0	0	0	1	0	0	0	0	3	0
SEAH Schuyler Jia Le dp/rf	4	1	0	0	0	0	0	0	0	0	0	0	0	1	0	0	0	2	0	0
HAN YuChou, Dominic cf	2	0	0	1	0	0	0	0	0	0	0	0	0	1	0	0	0	0	0	0
OH Ziglar ph/cf	1	1	0	0	0	0	0	1	0	0	1	0	0	0	0	0	0	1	0	0
TAN Tai Jin, Jeron 1b/dp	4	0	0	0	0	0	0	0	0	0	0	0	0	2	0	0	0	6	0	0
CHEW Marcus Shi Phng lf	4	0	1	0	0	0	0	0	0	0	0	0	0	2	0	0	0	1	0	0
TAN Ding Quan, Ivan 2b	3	0	1	0	0	0	0	0	0	0	0	0	0	1	0	0	0	1	0	1
TAN Andrew Wei-Kang ph	1	0	0	0	0	0	0	0	0	0	0	0	0	0	0	0	0	0	0	0
NG Ee Han, Ivan c	4	1	1	0	0	0	0	0	0	0	0	0	0	0	0	0	0	13	0	0
MOHAMMAD NOORHAM Moh ss	2	0	0	0	0	0	0	0	0	0	0	0	0	2	0	1	0	2	3	0
AMIRUDIN Muhammad Fa ph	1	0	0	0	0	0	0	0	0	0	0	0	0	1	0	0	0	0	0	0
ONG Jun Heng Aloysiu p	0	0	0	0	0	0	0	0	0	0	0	0	0	0	0	0	0	0	0	0
TAN Jun Kai, Watson p	0	0	0	0	0	0	0	0	0	0	0	0	0	0	0	0	0	0	0	1
Totals	33	4	5	1	0	0	0	1	1	0	0	1	0	12	0	1	0	27	8	2

### Philippines 3

PLAYER	AB	R	H	BI	2B	3B	HR	BB	SB	CS	HP	SH	SF	SO	IBB	KL	GDP	PO	A	E
BATHAN Denmark cf	2	0	0	0	0	0	0	0	0	0	0	1	0	2	0	1	0	0	0	0
RIPARIP Gerone ph	1	0	0	0	0	0	0	0	0	0	0	0	0	0	0	0	0	0	0	0
BACARISAS Jerome 2b	3	1	0	0	0	0	0	0	0	0	0	0	0	3	0	2	0	0	3	0
DE LEON Christian Pa ph	1	0	0	0	0	0	0	0	0	0	0	0	0	0	0	0	0	0	0	0
RIPARIP Gino 3b	4	1	1	1	0	0	1	0	0	0	0	0	0	1	0	0	0	0	3	0
PAGKALIWAGAN Marlon dp	4	1	1	1	0	0	1	0	0	0	0	0	0	1	0	0	0	0	0	0
BINARAO Ernesto lb	3	0	0	0	0	0	0	0	0	0	0	0	0	3	0	1	0	13	0	0
DEL SOCORRO Earl Rya ph	1	0	0	0	0	0	0	0	0	0	0	0	0	0	0	0	0	0	0	0
ABELLO Isidro rf	3	0	2	1	0	0	0	0	0	0	0	0	0	0	0	0	0	0	0	0
OMANDAC Saxon rf	1	0	0	0	0	0	0	0	0	0	0	0	0	0	0	0	0	2	0	0
VISAYA Julius Cesar pr	0	0	0	0	0	0	0	0	0	0	0	0	0	0	0	0	0	0	0	0
DEL SOCORRO Edmer c	3	0	0	0	0	0	0	0	0	0	1	0	0	1	0	0	0	11	1	1
MARAVILLES Ben ss	3	0	0	0	0	0	0	0	0	0	0	0	0	2	0	1	0	0	4	1
PAGKALIWAGAN Michael lf	2	0	0	0	0	0	0	1	0	0	0	0	0	0	0	0	0	1	0	1
BARREDO Leo p	0	0	0	0	0	0	0	0	0	0	0	0	0	0	0	0	0	0	3	1
Totals	31	3	4	3	0	0	2	1	0	0	1	1	0	13	0	5	0	27	14	4

Singapore IP H R ER BB SO WP HP IP IBB SH SF 2B 3B HR AB BF FO GO NP

ONG Jun Heng Aloysiu 6.0 3 2 2 1 9 1 0 0 0 0 0 0 0 2 21 22 2 6 81  
 TAN Jun Kai, Watson W,1-3 3.0 1 1 0 0 4 0 1 0 0 1 0 0 0 0 10 12 3 2 41

Philippines IP H R ER BB SO WP HP IP IBB SH SF 2B 3B HR AB BF FO GO NP

BARREDO Leo L,0-5 9.0 5 4 0 1 12 2 0 0 0 1 0 0 0 0 33 35 3 13 117

Umpires: HP-ARTEAGA Juan (COL), 1B-CARBALLO Enrique (CUB),  
 2B-HORA Jan (CZE), 3B-MATABOGE Abel (BOT)  
 TC: JENNINGS Michael (GBR), CASTRO Liz (DEN)  
 Scorers: SANTOS Susana (ESP), GOLAN Radek (CZE), ALMARAZ Gabriel (MEX)  
 Start: 10:29 Time: 2:13 Attendance: 75 Weather: Cloudy, 21°C



## GAME SUMMARY - RESULTADO DEL JUEGO PR2



# NETHERLANDS - BOTSWANA



Jun 20, 2019 at Prague (CZE) (Svoboda Ballpark)

Netherlands.....001 20 - 3 4 2  
Australia.....001 6X - 7 6 2

### Netherlands 3

PLAYER	AB	R	H	BI	2B	3B	HR	BB	SB	CS	HP	SH	SF	SO	IBB	KL	GDP	PO	A	E
DELFINA Jefferson Pr rf	2	1	0	0	0	0	0	1	1	0	0	0	0	2	0	0	0	3	0	0
JONES Nigel Quintin lf	2	0	0	0	0	0	0	1	0	0	0	0	0	2	0	0	0	2	0	0
POLONIUS Glennsig Ro c/2b	3	0	0	0	0	0	0	0	0	0	0	0	0	2	0	0	0	0	1	0
DIJKHOFF Eldrick Gab ss	2	1	2	0	0	0	0	0	0	0	0	0	0	0	0	0	0	1	1	1
BROOKS Revin Vincent dp/lb	2	1	1	0	0	0	0	0	0	0	0	0	0	1	0	1	0	4	1	0
BEAUMONT Anthony Car 2b/c	1	0	0	0	0	0	0	0	0	0	0	1	0	0	0	0	0	2	0	0
ROMBLEY Danny Regina cf	2	0	0	0	0	0	0	0	0	0	0	0	0	2	0	0	0	2	0	0
FRANCISCA Siegmond M lb/dp	1	0	0	0	0	0	0	0	0	0	0	0	0	1	0	0	0	0	0	0
JAVIER Enrique Dejes ph/dp	1	0	1	2	0	0	0	0	0	0	0	0	0	0	0	0	0	0	0	0
JUAQUIN Dyron David 3b	2	0	0	0	0	0	0	0	0	0	0	0	0	2	0	0	0	0	1	0
KWAS Enio Rinaldi Vi p	0	0	0	0	0	0	0	0	0	0	0	0	0	0	0	0	0	0	0	0
LOURENS Emeron Eldon p	0	0	0	0	0	0	0	0	0	0	0	0	0	0	0	0	0	0	0	1
VISSER Jeffry p	0	0	0	0	0	0	0	0	0	0	0	0	0	0	0	0	0	0	1	0
Totals	18	3	4	2	0	0	0	2	1	0	0	1	0	12	0	1	0	14	5	2

### Australia 7

PLAYER	AB	R	H	BI	2B	3B	HR	BB	SB	CS	HP	SH	SF	SO	IBB	KL	GDP	PO	A	E
MATHEWS Hayden Andre lf	1	1	0	0	0	0	0	1	0	0	1	0	0	0	0	0	0	0	0	0
O'LEARY Liam Haukana rf	2	1	0	0	0	0	0	1	0	0	0	0	0	0	0	0	0	0	0	0
KIRKPATRICK Andrew T lb	3	0	2	2	0	0	0	0	0	0	0	0	0	0	0	0	1	0	0	0
SINCLAIR Ryan Walter pr/3b	0	0	0	0	0	0	0	0	0	0	0	0	0	0	0	0	0	0	0	0
03.2 Player	0	0	0	0	0	0	0	0	0	0	0	0	0	0	0	0	0	0	0	0
O'BYRNE Brendon Thom 2b	3	0	0	1	0	0	0	0	0	0	0	0	0	0	0	0	0	1	0	0
TODHUNTER James Came 3b/lb	3	1	2	0	0	0	0	0	0	0	0	0	0	0	0	0	0	0	0	0
WHITE Joshua Xavier dp	3	1	1	0	0	0	0	0	0	0	0	0	0	0	0	0	0	0	0	0
WRIGHT Jett Kelsay ss	1	1	0	0	0	0	0	2	0	0	0	0	0	0	0	0	0	0	0	0
MCGOVERN Joshua Fran c	1	0	0	0	0	0	0	0	0	0	0	0	0	1	0	0	0	9	0	1
08.1 Player	0	0	0	0	0	0	0	0	0	0	0	0	0	0	0	0	0	0	0	0
PURCELL James Daniel ph/c	1	1	0	0	0	0	0	0	0	0	0	0	0	0	0	0	0	3	0	0
BEASHEL Callum Paul cf	1	1	1	2	0	0	1	0	0	0	0	0	1	0	0	0	0	2	0	1
REID Layton James p	0	0	0	0	0	0	0	0	0	0	0	0	0	0	0	0	0	0	1	0
PETERS Harrison Lind p	0	0	0	0	0	0	0	0	0	0	0	0	0	0	0	0	0	0	0	0
Totals	19	7	6	5	0	0	1	4	0	0	1	0	1	1	0	0	1	15	1	2

Netherlands	IP	H	R	ER	BB	SO	WP	HP	IP	IBB	SH	SF	2B	3B	HR	AB	BF	FO	GO	NP
KWAS Enio Rinaldi Vi L,0-1	3.0	5	4	4	3	1	1	0	0	0	0	0	0	0	1	13	16	5	1	50
LOURENS Emeron Eldon	0.1	1	3	1	1	0	2	1	0	0	0	1	0	0	0	2	5	1	0	23
VISSER Jeffry	1.1	0	0	0	0	0	0	0	0	0	0	0	0	0	0	4	4	1	3	16

Australia	IP	H	R	ER	BB	SO	WP	HP	IP	IBB	SH	SF	2B	3B	HR	AB	BF	FO	GO	NP
REID Layton James W,3-0	4.0	4	3	2	2	9	0	0	0	0	1	0	0	0	0	15	18	2	1	62
PETERS Harrison Lind	1.0	0	0	0	0	3	0	0	0	0	0	0	0	0	0	3	3	0	0	14

Umpires: HP-HAND Jonathan (USA), 1B-KUSAMOTO Mitsunori (JPN),  
2B-TOVAR Manuel (VEN), 3B-KAIARUNA Anthony (NZL)

TC: VAN OS Brian (CAN), CASTRO Liz (DEN)

Scorers: PIERI Stefano (ITA), RICHTEROVÁ Lenka (CZE), CRAIG Michael (USA)

Start: 19:28 Time: 1:30 Attendance: 255 Weather: Partly cloudy 27°C



## GAME SUMMARY - RESULTADO DEL JUEGO PR3



# SOUTH AFRICA - MEXICO



Jun 21, 2019 at Havlíčkův Brod (CZE) (Hippas Arena)

-----  
 South Africa.....000 00 - 0 5 1  
 Mexico.....000 52 - 7 11 0  
 -----

### South Africa 0

PLAYER	AB	R	H	BI	2B	3B	HR	BB	SB	CS	HP	SH	SF	SO	IBB	KL	GDP	PO	A	E
PHALADI Phomolo Mats 1b	3	0	1	0	0	0	0	0	0	0	0	0	0	1	0	0	0	6	0	0
MATSWENYANE Mandla G lf	2	0	1	0	1	0	0	1	0	0	0	0	0	0	0	0	0	0	0	0
THUPUDI Mogau Macmil dp	2	0	0	0	0	0	0	0	0	0	0	0	0	0	0	0	0	0	0	0
FROST Javier Dalian ss	2	0	1	0	0	0	0	0	1	0	0	0	0	1	0	0	0	1	0	1
MOLOKOANE Sehlabi Ca 2b	2	0	0	0	0	0	0	0	0	0	0	0	0	1	0	0	0	1	3	0
DE LANGE Cornelius F cf	1	0	0	0	0	0	0	0	0	0	0	1	0	0	0	0	0	0	0	0
HLANGA Matsobane Geo c	2	0	0	0	0	0	0	0	0	0	0	0	0	1	0	0	0	4	0	0
MOETI Kagiso 3b	1	0	0	0	0	0	0	0	0	0	0	0	0	1	0	1	0	0	2	0
CHEPAPE Isaiah Manko ph	1	0	0	0	0	0	0	0	0	0	0	0	0	1	0	1	0	0	0	0
THOMASON William Edw rf	2	0	2	0	0	0	0	0	0	0	0	0	0	0	0	0	0	0	0	0
KEKANA Tidima Barnat p	0	0	0	0	0	0	0	0	0	0	0	0	0	0	0	0	0	1	2	0
MANAKA Manhlane Pete p	0	0	0	0	0	0	0	0	0	0	0	0	0	0	0	0	0	0	0	0
Totals	18	0	5	0	1	0	0	1	1	0	0	1	0	6	0	2	0	13	7	1

### Mexico 7

PLAYER	AB	R	H	BI	2B	3B	HR	BB	SB	CS	HP	SH	SF	SO	IBB	KL	GDP	PO	A	E
RODRIGUEZ PENA Julio cf	3	1	2	1	0	0	1	0	1	0	0	0	0	0	0	0	0	0	0	0
PENA OSUNA Ismael 2b	3	0	1	0	0	0	0	0	0	0	0	0	0	1	0	0	0	0	1	0
LOPEZ DELGADO Edgar 1b	3	0	0	0	0	0	0	0	0	0	0	0	0	1	0	1	0	5	0	0
DURAZO DURAZO Daniel dp	2	0	1	0	0	0	0	1	0	0	0	0	0	1	0	0	0	0	0	0
VILLALVAZO PENA Lenn pr/dp	0	1	0	0	0	0	0	0	1	0	0	0	0	0	0	0	0	0	0	0
OSUNA PERAZA Alan De rf	2	0	0	0	0	0	0	0	0	0	0	0	0	1	0	0	0	0	1	0
DELGADILLO HERNANDEZ ph	1	1	1	1	0	0	1	0	0	0	0	0	0	0	0	0	0	0	0	0
GARCIA VILLALOBOS Iv 3b	3	2	3	2	0	0	1	0	0	0	0	0	0	0	0	0	0	2	1	0
SANCHEZ LOPEZ Ernest c	2	0	1	0	0	0	0	0	0	0	0	0	0	0	0	0	0	6	1	0
SALGADO CARRILLO Ala lf	2	1	1	0	0	0	0	0	0	0	0	0	0	0	0	0	0	1	0	0
CARDONA BUSTAMANTE J ss	2	1	1	2	0	0	1	0	0	0	0	0	0	0	0	0	0	1	1	0
DUENAS LEDEZMA Adan p	0	0	0	0	0	0	0	0	0	0	0	0	0	0	0	0	0	0	1	0
Totals	23	7	11	6	0	0	4	1	2	0	0	0	0	4	0	1	0	15	6	0

South Africa	IP	H	R	ER	BB	SO	WP	HP	IP	IBB	SH	SF	2B	3B	HR	AB	BF	FO	GO	NP
KEKANA Tidima Barnat L,1-6	4.0	9	5	5	1	3	0	0	0	0	0	0	0	0	2	20	21	1	7	59
MANAKA Manhlane Pete	0.1	2	2	2	0	1	0	0	0	0	0	0	0	0	2	3	3	0	0	13

Mexico	IP	H	R	ER	BB	SO	WP	HP	IP	IBB	SH	SF	2B	3B	HR	AB	BF	FO	GO	NP
DUENAS LEDEZMA Adan W,2-0	5.0	5	0	0	1	6	0	0	0	0	1	0	1	0	0	18	20	3	5	73

Umpires: HP-KAIARUNA Anthony (NZL), 1B-HORA Jan (CZE),  
 2B-MATABOGE Abel (BOT), 3B-CARBALLO Enrique (CUB)

TC: VAN OS Brian (CAN), ISBOUTS Woutrinus (NED)

Scorers: STOOVELAAR Marco (NED), HIREs Tomás (SVK), SLINGER Stefan (NED)

Start: 16:35 Time: 1:15 Attendance: 90 Weather: Sunny, 24°C





## GAME SUMMARY - RESULTADO DEL JUEGO PR4



# CUBA - DENMARK



Jun 21, 2019 at Havlíčkův Brod (CZE) (Hippos Arena)

```

-----
Cuba.....000 000 0 - 0 5 0
Denmark.....100 200 X - 3 4 0
-----
  
```

### Cuba 0

PLAYER	AB	R	H	BI	2B	3B	HR	BB	SB	CS	HP	SH	SF	SO	IBB	KL	GDP	PO	A	E
RODRIGUEZ ROSALES Ju cf	3	0	0	0	0	0	0	0	0	0	0	0	0	2	0	0	0	0	0	0
RODRIGUEZ CASTELLANO lf	3	0	0	0	0	0	0	0	0	0	0	0	0	2	0	1	0	0	0	0
RODRIGUEZ VINENT Yes 2b	3	0	2	0	0	0	0	0	0	0	0	0	0	1	0	0	0	1	1	0
VERA MESA Reinier c	3	0	1	0	0	0	0	0	0	0	0	0	0	2	0	1	0	12	1	0
ROSETE TABRAUE Roger dp	2	0	0	0	0	0	1	0	0	0	0	0	0	2	0	0	0	0	0	0
LAMOTE PRADES Reynal rf	3	0	1	0	1	0	0	0	0	0	0	0	0	2	0	0	0	0	0	0
RIOS FABARS Juan Yas lb	1	0	0	0	0	0	0	0	0	0	0	1	0	1	0	1	0	5	0	0
CASTILLO BLAIR Hecto ph	1	0	1	0	0	0	0	0	0	0	0	0	0	0	0	0	0	0	0	0
DOMINGUEZ ROBLES Lui ss	1	0	0	0	0	0	0	0	0	0	0	0	0	1	0	1	0	0	1	0
SANCHEZ ROSALES Wilf ph/ss	1	0	0	0	0	0	0	0	0	0	0	0	0	1	0	0	0	0	0	0
RAMOS SUAREZ Yurisam ph	1	0	0	0	0	0	0	0	0	0	0	0	0	1	0	0	0	0	0	0
PEREZ PEREZ Osvaldo 3b	2	0	0	0	0	0	0	0	0	0	0	0	0	2	0	0	0	0	1	0
REYNA LOPEZ Andres ph	1	0	0	0	0	0	0	0	0	0	0	0	0	1	0	1	0	0	0	0
HERNANDEZ MORENO Alb p	0	0	0	0	0	0	0	0	0	0	0	0	0	0	0	0	0	0	1	0
PLUTIN QUINTERO Gube p	0	0	0	0	0	0	0	0	0	0	0	0	0	0	0	0	0	0	2	0
<b>Totals</b>	<b>25</b>	<b>0</b>	<b>5</b>	<b>0</b>	<b>1</b>	<b>0</b>	<b>0</b>	<b>1</b>	<b>0</b>	<b>0</b>	<b>0</b>	<b>1</b>	<b>0</b>	<b>18</b>	<b>0</b>	<b>5</b>	<b>0</b>	<b>18</b>	<b>7</b>	<b>0</b>

### Denmark 3

PLAYER	AB	R	H	BI	2B	3B	HR	BB	SB	CS	HP	SH	SF	SO	IBB	KL	GDP	PO	A	E
TERKELSEN Jens Valde lf	2	1	1	2	0	0	0	1	0	0	0	0	0	0	0	0	0	0	0	0
JØRGENSEN Anders Mun c	2	0	0	0	0	0	0	0	0	0	0	1	0	1	0	0	0	18	0	0
TERKELSEN Frederik F lb	2	0	0	0	0	0	0	1	0	0	0	0	0	1	1	0	0	2	0	0
SVANE Anders Bendix ss	3	0	1	0	0	0	0	0	0	0	0	0	0	2	0	0	0	0	0	0
JULENON Daniel Jean dp	3	0	1	1	0	0	0	0	0	0	0	0	0	1	0	0	0	0	0	0
HOLMELUND Tobias Ska 2b	2	1	0	0	0	0	1	0	0	0	0	0	0	2	0	0	0	0	0	0
ISASI Alejandro Wong 3b	3	0	0	0	0	0	0	0	0	0	0	0	0	3	0	0	0	0	0	0
SIMONSEN Martin Munk cf	2	1	1	0	0	1	0	1	0	0	0	0	0	0	0	0	0	1	0	0
ANDERSEN Mikkell Pens rf	1	0	0	0	0	0	0	0	0	0	0	0	0	1	0	0	0	0	0	0
BROWN Anton Schioetz ph/rf	0	0	0	0	0	0	1	0	1	0	0	0	0	0	0	0	0	0	0	0
HANSEN Kim Lunderød p	0	0	0	0	0	0	0	0	0	0	0	0	0	0	0	0	0	0	2	0
<b>Totals</b>	<b>20</b>	<b>3</b>	<b>4</b>	<b>3</b>	<b>0</b>	<b>1</b>	<b>0</b>	<b>5</b>	<b>0</b>	<b>1</b>	<b>0</b>	<b>1</b>	<b>0</b>	<b>11</b>	<b>1</b>	<b>0</b>	<b>0</b>	<b>21</b>	<b>2</b>	<b>0</b>

Cuba	IP	H	R	ER	BB	SO	WP	HP	IP	IBB	SH	SF	2B	3B	HR	AB	BF	FO	GO	NP
HERNANDEZ MORENO Alb L,1-1	3.2	2	3	3	5	8	0	0	0	1	1	0	0	1	0	12	18	0	3	71
PLUTIN QUINTERO Gube	2.1	2	0	0	0	3	0	0	0	0	0	0	0	0	0	8	8	1	2	33
<b>Denmark</b>	<b>IP</b>	<b>H</b>	<b>R</b>	<b>ER</b>	<b>BB</b>	<b>SO</b>	<b>WP</b>	<b>HP</b>	<b>IP</b>	<b>IBB</b>	<b>SH</b>	<b>SF</b>	<b>2B</b>	<b>3B</b>	<b>HR</b>	<b>AB</b>	<b>BF</b>	<b>FO</b>	<b>GO</b>	<b>NP</b>
HANSEN Kim Lunderød W,3-3	7.0	5	0	0	1	18	0	0	0	0	1	0	1	0	0	25	27	1	2	108

Umpires: HP-POHL Gregory (USA), 1B-SALAZAR Eliazim (MEX),  
 2B-MCCAULEY Damien (AUS), 3B-DOSTAL Jiri (CZE)  
 TC: ISBOUTS Woutrinus (NED), VAN OS Brian (CAN)  
 Scorers: HÍRES Tomás (SVK), SLINGER Stefan (NED), STOOVELAAR Marco (NED)  
 Start: 19:28 Time: 1:34 Attendance: 90 Weather: Partly cloudy, 22°C



## GAME SUMMARY - RESULTADO DEL JUEGO PPO1



### CZECH REPUBLIC - VENEZUELA



Jun 22, 2019 at Prague (CZE) (Svoboda Ballpark)

-----  
Czech Republic.....000 00 - 0 2 0  
Venezuela.....034 0X - 7 11 0  
-----

#### Czech Republic 0

PLAYER	AB	R	H	BI	2B	3B	HR	BB	SB	CS	HP	SH	SF	SO	IBB	KL	GDP	PO	A	E
-----	-----	-----	-----	-----	-----	-----	-----	-----	-----	-----	-----	-----	-----	-----	-----	-----	-----	-----	-----	-----
SVOBODA Vaclav 2b	2	0	1	0	0	0	0	0	0	0	0	0	0	0	0	0	0	1	1	0
MERTL David c	2	0	0	0	0	0	0	0	0	0	0	0	0	1	0	0	0	2	3	0
MALY Marek rf	2	0	1	0	0	0	0	0	0	0	0	0	0	0	0	0	1	0	0	0
KLAS Mikulas dp	1	0	0	0	0	0	0	1	0	0	0	0	0	0	0	0	0	0	0	0
KOLSCH Michal cf	2	0	0	0	0	0	0	0	0	0	0	0	0	1	0	0	0	2	0	0
KOLKUS Patrik 1b	2	0	0	0	0	0	0	0	0	0	0	0	0	1	0	0	0	4	0	0
VACHA Petr lf	2	0	0	0	0	0	0	0	0	0	0	0	0	2	0	0	0	1	0	0
PETR Tomas ss	2	0	0	0	0	0	0	0	0	0	0	0	0	1	0	0	0	2	1	0
NEZBEDA Jisi 3b	2	0	0	0	0	0	0	0	0	0	0	0	0	1	0	0	0	0	1	0
BRENIK Jaroslav p	0	0	0	0	0	0	0	0	0	0	0	0	0	0	0	0	0	0	0	0
HOLBRADEK Michal p	0	0	0	0	0	0	0	0	0	0	0	0	0	0	0	0	0	0	0	0
JOSKA Marek p	0	0	0	0	0	0	0	0	0	0	0	0	0	0	0	0	0	0	0	0
Totals	17	0	2	0	0	0	0	1	0	0	0	0	0	7	0	0	1	12	6	0

#### Venezuela 7

PLAYER	AB	R	H	BI	2B	3B	HR	BB	SB	CS	HP	SH	SF	SO	IBB	KL	GDP	PO	A	E
-----	-----	-----	-----	-----	-----	-----	-----	-----	-----	-----	-----	-----	-----	-----	-----	-----	-----	-----	-----	-----
QUERALES CORONEL Her cf/dp	2	0	1	0	0	0	0	1	1	0	0	0	0	0	0	0	0	0	0	0
ROGERS PEREZ Edward 3b/2b	2	0	1	0	0	0	0	0	0	0	0	1	0	0	0	0	0	0	2	0
FLORES SANCHEZ Rafae c	3	1	2	1	0	0	1	0	0	0	0	0	0	1	0	0	0	7	0	0
LIMA MENDOZA Jorge L 2b	2	1	1	0	1	0	0	0	0	0	0	0	0	0	0	0	0	0	1	0
CARRENO MENESES Carl ph/3b	1	0	0	0	0	0	0	0	0	0	0	0	0	0	0	0	0	0	0	0
URBANEJA Erick Jose dp	1	1	1	0	0	0	0	1	0	0	0	0	0	0	0	0	0	0	0	0
OJEDA CORDERO Carlos pr/cf	1	1	0	0	0	0	0	0	0	0	0	0	0	1	0	0	0	0	0	0
HERRERA FALCON Engel lf	2	2	2	5	0	0	2	0	0	0	0	0	0	0	0	0	0	1	0	0
SEQUERA RAMOS Rogeli rf	2	1	2	0	0	0	0	0	0	0	0	0	0	0	0	0	0	0	0	0
SOLORZANO ZAMBRANO J ss	2	0	0	0	0	0	0	0	0	0	0	0	0	0	0	0	1	2	3	0
CONTRERAS JIMENEZ Ma 1b	0	0	0	0	0	0	0	0	0	0	0	0	0	0	0	0	0	1	0	0
ZAMBRANO STORMES Joh 1b	2	0	1	1	0	0	0	0	1	0	0	0	0	0	0	0	0	4	0	0
COLOMBO PEREZ Luis M p	0	0	0	0	0	0	0	0	0	0	0	0	0	0	0	0	0	0	0	0
Totals	20	7	11	7	1	0	3	2	1	1	0	1	0	2	0	0	1	15	6	0

Czech Republic	IP	H	R	ER	BB	SO	WP	HP	IP	IBB	SH	SF	2B	3B	HR	AB	BF	FO	GO	NP
-----	-----	-----	-----	-----	-----	-----	-----	-----	-----	-----	-----	-----	-----	-----	-----	-----	-----	-----	-----	-----
BRENIK Jaroslav L,1-1	1.1	5	3	3	0	1	0	0	0	0	1	0	0	0	1	8	9	2	1	24
HOLBRADEK Michal	0.2	3	4	4	2	0	0	0	0	0	0	0	1	0	2	4	6	0	1	26
JOSKA Marek	2.0	3	0	0	0	1	1	0	0	0	0	0	0	0	0	8	8	1	3	21
-----	-----	-----	-----	-----	-----	-----	-----	-----	-----	-----	-----	-----	-----	-----	-----	-----	-----	-----	-----	-----
Venezuela	IP	H	R	ER	BB	SO	WP	HP	IP	IBB	SH	SF	2B	3B	HR	AB	BF	FO	GO	NP
-----	-----	-----	-----	-----	-----	-----	-----	-----	-----	-----	-----	-----	-----	-----	-----	-----	-----	-----	-----	-----
COLOMBO PEREZ Luis M W,1-1	5.0	2	0	0	1	7	2	0	0	0	0	0	0	0	0	17	18	3	5	77

Umpires: HP-GARCIA CUE Maykel (CUB), 1B-SELLEN David (USA),  
2B-SALAZAR Eliazim (MEX), 3B-ARTEAGA Juan (COL)  
TC: PEREZ Roberto (CAN), GUTIERREZ Ray (USA)  
Scorers: CRAIG Michael (USA), GOLAN Radek (CZE), ALMARAZ Gabriel (MEX)  
Start: 10:31 Time: 1:21 Attendance: 350 Weather: Cloudy, 18°C



## GAME SUMMARY - RESULTADO DEL JUEGO PPO2



# USA - AUSTRALIA



Jun 22, 2019 at Prague (CZE) (Svoboda Ballpark)

-----  
 United States.....050 100 02 - 8 8 0  
 Australia.....001 001 40 - 6 13 3  
 -----

### United States 8

PLAYER	AB	R	H	BI	2B	3B	HR	BB	SB	CS	HP	SH	SF	SO	IBB	KL	GDP	PO	A	E
MULLINS Nicholas Rya 2b	4	1	0	1	0	0	0	0	0	0	0	0	0	1	0	1	0	2	0	0
OCHOA Erick 3b	4	0	2	1	1	0	0	0	0	0	0	0	0	1	0	1	0	1	2	0
CHRISTIANSEN Jenner pr	0	0	0	0	0	0	0	0	0	0	0	0	0	0	0	0	0	0	0	0
PALAZZO Matt Joseph 1b	4	0	0	0	0	0	0	0	0	0	0	0	0	3	0	1	0	8	0	0
SCHILLER Cameron Joh ss	3	1	1	0	0	0	0	1	0	0	0	0	0	0	0	0	0	4	5	0
RATLIFF Matthew Aaro dp	3	2	1	0	0	0	0	1	0	0	0	0	0	1	0	0	1	0	0	0
NOWACZYK Jeffrey Jam c	4	1	1	0	0	0	0	0	0	0	0	0	0	2	0	1	0	5	0	0
LYNCH Jonathan Micha lf	3	1	1	3	0	0	1	0	0	1	0	0	0	0	0	0	0	0	0	0
SAENZ Gilbert Lee cf	3	0	0	0	0	0	0	0	1	0	0	0	0	3	0	2	0	2	1	0
CASTILLO Kevin John- ph	1	0	1	0	0	0	0	0	0	0	0	0	0	0	0	0	0	0	0	0
DAVIS JR Yusef Latee rf	4	2	1	0	1	0	0	0	0	0	0	0	0	2	0	1	0	2	0	0
COOLEY Joel Eli p	0	0	0	0	0	0	0	0	0	0	0	0	0	0	0	0	0	0	2	0
MANCHA Antonio Lopez p	0	0	0	0	0	0	0	0	0	0	0	0	0	0	0	0	0	0	0	0
WEILER Mervin Duane p	0	0	0	0	0	0	0	0	0	0	0	0	0	0	0	0	0	0	0	0
Totals	33	8	8	5	2	0	1	2	1	0	1	0	0	13	0	7	1	24	10	0

### Australia 6

PLAYER	AB	R	H	BI	2B	3B	HR	BB	SB	CS	HP	SH	SF	SO	IBB	KL	GDP	PO	A	E
PATTERSON Scott Anto rf	4	1	2	1	1	0	1	1	0	0	0	0	0	1	0	0	0	0	0	0
O'LEARY Liam Haukana lf	3	1	2	0	1	0	0	2	0	0	0	0	0	0	0	0	0	0	0	1
SINCLAIR Ryan Walter pr/lf	0	1	0	0	0	0	0	0	0	0	0	0	0	0	0	0	0	0	0	0
SHAILES Nicholas Pau ss	5	1	1	1	0	0	0	0	0	0	0	0	0	0	0	0	1	0	2	0
KIRKPATRICK Andrew T 1b	4	1	2	1	0	0	1	0	0	0	1	0	0	0	0	0	0	8	1	1
MCGOVERN Joshua Fran pr	0	1	0	0	0	0	0	0	0	0	0	0	0	0	0	0	0	0	0	0
BEASHEL Callum Paul cf	4	0	2	2	0	0	0	0	0	0	0	0	0	1	0	1	0	0	0	0
WHITE Joshua Xavier dp	3	0	0	0	0	0	1	0	0	0	0	0	0	1	0	0	0	0	0	0
TODHUNTER James Came 2b	2	0	0	0	0	0	0	0	0	0	0	0	0	0	0	0	0	1	1	1
O'BYRNE Brendon Thom 2b	1	0	1	1	0	0	0	0	0	0	0	0	1	0	0	0	0	1	2	0
WRIGHT Jett Kelsay 3b	3	0	1	0	0	0	0	0	0	0	0	0	0	0	0	0	0	1	1	0
NORTON Nicholas Luck ph	1	0	1	0	0	0	0	0	0	0	0	0	0	0	0	0	0	0	0	0
PURCELL James Daniel c	4	0	1	0	0	0	0	0	0	0	0	0	0	2	0	1	0	13	0	0
PETERS Harrison Lind p	0	0	0	0	0	0	0	0	0	0	0	0	0	0	0	0	0	0	0	0
FOLKARD Adam Peter p	0	0	0	0	0	0	0	0	0	0	0	0	0	0	0	0	0	0	1	0
Totals	34	6	13	6	2	0	2	4	0	0	1	0	1	5	0	2	1	24	8	3

United States	IP	H	R	ER	BB	SO	WP	HP	IP	IBB	SH	SF	2B	3B	HR	AB	BF	FO	GO	NP
COOLEY Joel Eli SV,1	6.0	6	1	1	3	1	0	0	0	0	0	0	1	0	0	22	25	7	8	72
MANCHA Antonio Lopez	1.1	5	4	4	0	3	0	0	0	0	0	0	1	0	2	9	9	0	1	32
WEILER Mervin Duane W,2-1	0.2	2	1	1	1	1	0	1	0	0	0	1	0	0	0	3	6	1	0	26

Australia	IP	H	R	ER	BB	SO	WP	HP	IP	IBB	SH	SF	2B	3B	HR	AB	BF	FO	GO	NP
PETERS Harrison Lind	4.0	4	6	1	1	6	2	1	0	0	0	0	1	0	0	18	20	0	7	95
FOLKARD Adam Peter L,1-2	4.0	4	2	1	1	7	1	0	0	0	0	0	1	0	1	15	16	0	4	73

Umpires: HP-LOHNERT Thomas (GER), 1B-GALLANT Andrew (CAN),  
 2B-DOSTAL Jiri (CZE), 3B-KUSAMOTO Mitsunori (JPN)  
 TC: JENNINGS Michael (GBR), CASTRO Liz (DEN)  
 Scorers: PIERI Stefano (ITA), RICHTEROVá Lenka (CZE), WINKLER Stephanie (GER)  
 Start: 13:29 Time: 2:21 Attendance: 700 Weather: Cloudy, 23 °C



## GAME SUMMARY - RESULTADO DEL JUEGO SPO1



# NEW ZEALAND - JAPAN



Jun 22, 2019 at Prague (CZE) (Svoboda Ballpark)

```
-----
New Zealand.....100 000 0 - 1 2 1
Japan.....010 010 X - 2 4 0
-----
```

### New Zealand 1

PLAYER	AB	R	H	BI	2B	3B	HR	BB	SB	CS	HP	SH	SF	SO	IBB	KL	GDP	PO	A	E
ENOKA Benjamin Richa cf	3	0	0	0	0	0	0	1	0	0	0	0	0	1	0	0	0	2	0	0
NUKUNUKU Nathan Walt 1b	3	1	2	1	0	0	1	1	0	0	0	0	0	1	0	0	0	2	0	0
ENOKA Thomas David lf	3	0	0	0	0	0	0	0	0	0	0	0	0	1	0	1	0	0	0	0
LAULU Wayne dp	3	0	0	0	0	0	0	0	0	0	0	0	0	2	0	1	0	0	0	0
EVANS Cole Stuart ss	3	0	0	0	0	0	0	0	0	0	0	0	0	0	0	0	0	1	0	0
MAKEA Reilly Jazz Ar rf	2	0	0	0	0	0	0	1	0	0	0	0	0	0	0	0	0	2	0	0
BARTORILLO Tyron Jai 3b	2	0	0	0	0	0	0	0	0	0	1	0	0	1	0	0	0	0	1	0
VAN LIESHOUT Zane An c	2	0	0	0	0	0	0	0	0	0	0	0	0	1	0	1	0	8	0	1
COMPAIN Kallan Hugh ph	0	0	0	0	0	0	0	1	0	0	0	0	0	0	0	0	0	0	0	0
HARBROW Joshua Georg pr	0	0	0	0	0	0	0	0	0	0	0	0	0	0	0	0	0	0	0	0
EVANS Joel James 2b	2	0	0	0	0	0	0	1	0	0	0	0	0	1	0	1	0	3	1	0
CHAPMAN Daniel Willi p	0	0	0	0	0	0	0	0	0	0	0	0	0	0	0	0	0	0	1	0
Totals	23	1	2	1	0	0	1	5	0	0	1	0	0	8	0	4	0	18	3	1

### Japan 2

PLAYER	AB	R	H	BI	2B	3B	HR	BB	SB	CS	HP	SH	SF	SO	IBB	KL	GDP	PO	A	E
UNE Ryoyu ss	2	0	0	0	0	0	0	1	0	0	0	0	0	1	0	0	0	0	3	0
MORITA Yusuke lf	3	1	1	0	0	0	0	0	1	0	0	0	0	0	0	0	0	1	0	0
MATSUDA Hikaru dp	2	0	1	0	0	0	0	1	0	0	0	0	0	0	1	0	0	0	0	0
OISHI Tsukasa c	1	0	1	1	0	0	0	1	0	0	0	0	0	0	0	0	0	9	0	0
INOUE Tomonori 1b	3	0	0	0	0	0	0	0	0	0	0	0	0	2	0	0	0	8	0	0
YASUMI Kotaro 2b	3	0	0	0	0	0	0	0	0	0	0	0	0	0	0	0	0	1	4	0
TSUTSUI Takuto 3b	3	1	1	1	0	0	1	0	0	0	0	0	0	1	0	1	0	0	2	0
KUROIWA Seii cf	2	0	0	0	0	0	0	0	0	0	0	0	0	2	0	0	0	1	0	0
URAMOTO Daishi ph	1	0	0	0	0	0	0	0	0	0	0	0	0	1	0	0	0	0	0	0
IKEDA Hiroto rf	2	0	0	0	0	0	0	0	0	0	0	0	0	1	0	0	0	0	0	0
KOYAMA Reo p	0	0	0	0	0	0	0	0	0	0	0	0	0	0	0	0	0	1	0	0
Totals	22	2	4	2	0	0	1	3	1	0	0	0	0	8	1	1	0	21	9	0

New Zealand	IP	H	R	ER	BB	SO	WP	HP	IP	IBB	SH	SF	2B	3B	HR	AB	BF	FO	GO	NP
CHAPMAN Daniel Willi L,2-1	6.0	4	2	2	3	8	0	0	0	1	0	0	0	0	1	22	26	7	3	109
Japan	IP	H	R	ER	BB	SO	WP	HP	IP	IBB	SH	SF	2B	3B	HR	AB	BF	FO	GO	NP
KOYAMA Reo W,3-0	7.0	2	1	1	5	8	0	1	0	0	0	0	0	0	1	23	29	4	9	111

Umpires: HP-TOVAR Manuel (VEN), 1B-POHL Gregory (USA),  
2B-HORA Jan (CZE), 3B-HAND Jonathan (USA)  
TC: ISBOUTS Woutrinus (NED), VAN OS Brian (CAN)  
Scorers: SLINGER Stefan (NED), SECKÁR Alois (CZE), SANTOS Susana (ESP)  
Start: 16:32 Time: 1:45 Attendance: 1465 Weather: Overcast, 23°C



**GAME SUMMARY - RESULTADO DEL JUEGO SPO2**

 **ARGENTINA - CANADA** 

Jun 22, 2019 at Prague (CZE) (Svoboda Ballpark)

```

-----
Argentina.....232 000 - 7 7 0
Canada.....000 000 - 0 2 1
-----
  
```

**Argentina 7**

PLAYER	AB	R	H	BI	2B	3B	HR	BB	SB	CS	HP	SH	SF	SO	IBB	KL	GDP	PO	A	E
PEKER Alan Javier cf	2	1	1	2	0	1	0	1	1	0	0	1	0	1	0	1	0	0	0	0
MIGLIAVACCA SKLADNY 1b	1	0	0	0	0	0	0	2	0	0	0	0	0	1	0	1	0	2	0	0
GODOY Manuel Ignacio ph/lb	1	0	1	0	0	0	0	0	0	0	0	0	0	0	0	0	0	2	0	0
CARRIL Santiago Nico rf	4	0	1	0	0	0	0	0	0	0	0	0	0	1	0	0	0	2	0	0
MOTRONI Bruno c	2	1	1	2	0	0	1	1	0	0	0	0	0	1	1	0	0	9	0	0
MONTERO Mariano Albe lf	2	0	0	0	0	0	0	1	0	0	0	0	0	0	0	0	0	0	0	0
ZARA Juan Cruz dp	2	1	0	0	0	0	0	1	0	0	0	0	0	2	0	0	0	0	0	0
GODOY Gustavo Oscar 3b	2	1	0	0	0	0	0	0	0	0	1	0	0	1	0	0	0	0	1	0
EDER Federico Alejan 2b	3	1	1	2	0	0	1	0	0	0	0	0	0	2	0	1	0	0	1	0
SCIALACOMO Gian Marc ss	2	2	2	0	0	0	1	0	0	0	0	0	0	0	0	0	0	0	1	0
MATA CARABAJAL Huemu p	0	0	0	0	0	0	0	0	0	0	0	0	0	0	0	0	0	0	1	0
<b>Totals</b>	<b>21</b>	<b>7</b>	<b>7</b>	<b>6</b>	<b>0</b>	<b>1</b>	<b>2</b>	<b>7</b>	<b>1</b>	<b>0</b>	<b>1</b>	<b>1</b>	<b>0</b>	<b>9</b>	<b>1</b>	<b>3</b>	<b>0</b>	<b>15</b>	<b>4</b>	<b>0</b>

**Canada 0**

PLAYER	AB	R	H	BI	2B	3B	HR	BB	SB	CS	HP	SH	SF	SO	IBB	KL	GDP	PO	A	E
ROY Mathieu lf	3	0	0	0	0	0	0	0	0	0	0	0	0	1	0	0	0	0	0	0
EZEKIEL Bradley Jose cf	2	0	0	0	0	0	0	0	0	0	0	0	0	1	0	1	0	0	0	0
MAYSON Derek Ross 3b	2	0	0	0	0	0	0	0	0	0	0	0	0	1	0	0	0	1	0	0
MULLALEY Stephen Art 1b	2	0	1	0	1	0	0	0	0	0	0	0	0	1	0	0	0	0	1	0
BURNS Patrick James dp/p	2	0	0	0	0	0	0	0	0	0	0	0	0	1	0	0	0	0	0	0
ELLSWORTH Jeffery rf	1	0	0	0	0	0	0	0	0	0	0	0	0	1	0	0	0	1	0	0
HUNTER Blake Everett ph	1	0	0	0	0	0	0	0	0	0	0	0	0	0	0	0	0	0	0	0
BOLAND Shane James ss	0	0	0	0	0	0	0	1	0	0	1	0	0	0	0	0	0	0	0	1
PAULI Tyler pr	0	0	0	0	0	0	0	0	0	0	0	0	0	0	0	0	0	0	0	0
ABREY Bryan Michael c	2	0	1	0	0	0	0	0	0	0	0	0	0	1	0	0	0	10	0	0
WALUSHKA Kristopher 2b	1	0	0	0	0	0	0	0	0	0	0	0	0	1	0	0	0	3	0	0
HILL Jason John ph	1	0	0	0	0	0	0	0	0	0	0	0	0	1	0	0	0	0	0	0
MCCULLOUGH Devon Jor p	0	0	0	0	0	0	0	0	0	0	0	0	0	0	0	0	0	0	0	0
CLEARY Sean p	0	0	0	0	0	0	0	0	0	0	0	0	0	0	0	0	0	0	0	0
NONE Player	0	0	0	0	0	0	0	0	0	0	0	0	0	0	0	0	0	0	0	0
<b>Totals</b>	<b>17</b>	<b>0</b>	<b>2</b>	<b>0</b>	<b>1</b>	<b>0</b>	<b>0</b>	<b>1</b>	<b>0</b>	<b>0</b>	<b>1</b>	<b>0</b>	<b>0</b>	<b>9</b>	<b>0</b>	<b>1</b>	<b>0</b>	<b>15</b>	<b>1</b>	<b>1</b>

Argentina	IP	H	R	ER	BB	SO	WP	HP	IP	IBB	SH	SF	2B	3B	HR	AB	BF	FO	GO	NP
MATA CARABAJAL Huemu W,3-0	5.0	2	0	0	1	9	0	1	0	0	0	0	1	0	0	17	19	2	4	78

Canada	IP	H	R	ER	BB	SO	WP	HP	IP	IBB	SH	SF	2B	3B	HR	AB	BF	FO	GO	NP
MCCULLOUGH Devon Jor L,3-1	1.1	3	5	5	2	2	0	0	0	0	0	0	0	0	2	7	9	2	0	35
CLEARY Sean	2.2	3	2	2	4	4	1	1	1	1	1	0	0	1	0	10	16	3	1	56
BURNS Patrick James	1.0	1	0	0	1	3	0	0	0	0	0	0	0	0	0	4	5	0	0	20

Umpires: HP-PORTEOUS Mark (NZL), 1B-RINFLEISH Scott (AUS),  
 2B-MATABOGE Abel (BOT), 3B-KAIARUNA Anthony (NZL)  
 TC: SANNA Giovanni (ITA), PEREZ Roberto (CAN)  
 Scorers: STOOVELAAR Marco (NED), HÍRES Tomás (SVK), CRAIG Greta (USA)  
 Start: 19:29 Time: 1:38 Attendance: 1055 Weather: Overcast, 23°C



## GAME SUMMARY - RESULTADO DEL JUEGO 69 (7<sup>o</sup> PLACE/LUGAR)



# CZECH REPUBLIC - AUSTRALIA



Jun 23, 2019 at Prague (CZE) (Svoboda Ballpark)

```
-----
Czech Republic.....001 000 0 - 1 3 3
Australia.....010 010 X - 2 3 1
-----
```

### Czech Republic 1

PLAYER	AB	R	H	BI	2B	3B	HR	BB	SB	CS	HP	SH	SF	SO	IBB	KL	GDP	PO	A	E
SVOBODA Vaclav 2b/ss	3	1	1	0	0	1	0	0	0	0	0	0	0	1	0	0	0	1	2	0
MERTL David dp/c	3	0	1	1	0	0	0	0	1	0	0	0	0	1	0	1	0	2	0	0
MALY Marek rf	3	0	0	0	0	0	0	0	0	0	0	0	0	1	0	0	0	0	0	0
KLAS Mikulas 3b	3	0	0	0	0	0	0	0	0	0	0	0	0	1	0	0	0	0	2	1
KOLSCH Michal cf	3	0	0	0	0	0	0	0	0	0	0	0	0	1	0	0	0	2	0	0
KASAL Matous 1b	3	0	1	0	1	0	0	0	0	0	0	0	0	0	0	0	0	7	1	1
VACHA Petr lf	2	0	0	0	0	0	0	0	0	0	0	0	0	1	0	1	0	1	0	0
NEZBEDA JiSi ph	1	0	0	0	0	0	0	0	0	0	0	0	0	1	0	1	0	0	0	0
PETR Tomas ss	1	0	0	0	0	0	0	0	0	0	0	0	0	1	0	0	0	2	1	1
KOLKUS Patrik ph/2b	1	0	0	0	0	0	0	0	0	0	0	0	0	1	0	0	0	1	1	0
FIALA Lukas c/dp	2	0	0	0	0	0	0	0	0	0	0	0	0	0	0	0	0	2	1	0
JOSKA Marek p	0	0	0	0	0	0	0	0	0	0	0	0	0	0	0	0	0	0	1	0
HOLBRADEK Michal p	0	0	0	0	0	0	0	0	0	0	0	0	0	0	0	0	0	0	0	0
Totals	25	1	3	1	1	1	0	0	1	0	0	0	0	9	0	3	0	18	9	3

### Australia 2

PLAYER	AB	R	H	BI	2B	3B	HR	BB	SB	CS	HP	SH	SF	SO	IBB	KL	GDP	PO	A	E
PATTERSON Scott Anto rf	1	0	0	0	0	0	0	2	0	0	0	0	0	1	0	0	0	0	0	0
O'LEARY Liam Haukana dp	3	0	1	0	0	0	0	0	0	0	0	0	0	1	0	0	0	0	0	0
SHAILES Nicholas Pau ss	3	0	1	0	0	0	0	0	0	0	0	0	0	0	0	0	0	0	2	0
KIRKPATRICK Andrew T p	3	0	0	0	0	0	0	0	0	0	0	0	0	1	0	1	1	0	3	0
BEASHEL Callum Paul cf	3	1	0	0	0	0	0	0	0	0	0	0	0	0	0	0	0	0	0	0
O'BYRNE Brendon Thom 2b	1	0	0	0	0	0	0	1	0	0	0	1	0	1	0	0	0	4	1	0
NORTON Nicholas Luck 3b	2	0	0	1	0	0	0	0	0	0	0	0	1	0	0	0	0	0	2	0
WHITE Joshua Xavier 1b	3	1	1	1	0	0	1	0	0	0	0	0	0	0	0	0	0	7	1	1
MATHEWS Hayden Andre lf	2	0	0	0	0	0	0	0	0	0	0	0	0	1	0	0	0	0	0	0
SINCLAIR Ryan Walter lf	0	0	0	0	0	0	0	0	0	0	0	0	0	0	0	0	0	1	0	0
MCGOVERN Joshua Fran c	0	0	0	0	0	0	0	0	0	0	0	0	0	0	0	0	0	9	0	0
Totals	21	2	3	2	0	0	1	3	0	0	0	1	1	5	0	1	1	21	9	1

Czech Republic	IP	H	R	ER	BB	SO	WP	HP	IP	IBB	SH	SF	2B	3B	HR	AB	BF	FO	GO	NP
JOSKA Marek L,0-4	4.0	2	2	1	2	3	0	0	0	0	1	1	0	0	1	13	17	4	4	60
HOLBRADEK Michal	2.0	1	0	0	1	2	0	0	0	0	0	0	0	0	0	8	9	1	3	31

Australia	IP	H	R	ER	BB	SO	WP	HP	IP	IBB	SH	SF	2B	3B	HR	AB	BF	FO	GO	NP
KIRKPATRICK Andrew T W,3-1	7.0	3	1	1	0	9	0	0	0	0	0	0	1	1	0	25	25	3	9	101

Umpires: HP-TOVAR Manuel (VEN), 1B-POHL Gregory (USA),  
2B-CARBALLO Enrique (CUB), 3B-GALLANT Andrew (CAN)  
TC: ISBOUTS Woutrinus (NED), VAN OS Brian (CAN)  
Scorers: HÍRES Tomás (SVK), GOLÁN Radek (CZE), CRAIG Michael (USA)  
Start: 10:29 Time: 1:34 Attendance: 1165 Weather: Overcast, 18°C



## GAME SUMMARY - RESULTADO DEL JUEGO 70 (5<sup>o</sup> PLACE/LUGAR)



### VENEZUELA - USA



Jun 23, 2019 at Prague (CZE) (Svoboda Ballpark)

Venezuela.....000 004 0 - 4 5 0  
United States.....200 030 X - 5 7 0

#### Venezuela 4

PLAYER	AB	R	H	BI	2B	3B	HR	BB	SB	CS	HP	SH	SF	SO	IBB	KL	GDP	PO	A	E
QUERALES CORONEL Her dp	2	0	0	0	0	0	0	0	0	0	0	0	0	1	0	0	1	0	0	0
URBANEJA Erick Jose ph/dp	2	0	0	0	0	0	0	0	0	0	0	0	0	2	0	0	0	0	0	0
ROGERS PEREZ Edward 3b/ss/3b	3	0	0	0	0	0	0	0	0	0	0	0	0	3	0	0	0	0	1	0
CONTRERAS JIMENEZ Ma ph	1	0	0	0	0	0	0	0	0	0	0	0	0	1	0	1	0	0	0	0
FLORES SANCHEZ Rafae c	2	0	0	0	0	0	0	2	0	1	0	0	0	0	0	0	0	10	0	0
LIMA MENDOZA Jorge L 2b	3	1	1	0	0	0	1	0	0	0	0	0	0	0	0	0	0	2	1	0
HERRERA FALCON Engel lf	3	1	0	0	0	0	0	0	0	0	0	0	0	1	0	1	0	1	0	0
PINTO ORLANDO Luiger 1b	2	0	1	0	0	0	0	0	0	0	0	0	0	1	0	1	0	2	0	0
ZAMBRANO STORMES Joh ph/1b	1	1	1	3	0	0	1	0	0	0	0	0	0	0	0	0	0	1	0	0
SEQUERA RAMOS Rogeli rf	3	1	1	0	0	0	0	0	0	0	0	0	0	1	0	0	0	0	0	0
SOLORZANO ZAMBRANO J ss	1	0	0	0	0	0	0	0	0	0	0	0	0	0	0	0	0	0	1	0
CARRENO MENESES Carl ph/3b	1	0	1	1	1	0	0	0	0	0	1	0	0	0	0	0	0	0	0	0
OJEDA CORDERO Carlos cf	0	0	0	0	0	0	2	0	0	1	0	0	0	0	0	0	0	2	0	0
UCERO ARCIA Carlos R p	0	0	0	0	0	0	0	0	0	0	0	0	0	0	0	0	0	0	1	0
PIMENTEL SIVIRA Maik p	0	0	0	0	0	0	0	0	0	0	0	0	0	0	0	0	0	0	0	0
Totals	24	4	5	4	1	0	1	5	0	1	2	0	0	10	0	3	1	18	4	0

#### United States 5

PLAYER	AB	R	H	BI	2B	3B	HR	BB	SB	CS	HP	SH	SF	SO	IBB	KL	GDP	PO	A	E
MULLINS Nicholas Rya c	2	0	0	0	0	0	0	0	0	0	0	0	0	2	0	1	0	3	1	0
CHRISTIANSEN Jenner 2b	0	1	0	0	0	0	0	0	0	0	1	0	0	0	0	0	0	0	0	0
OCHOA Erick dp/3b	2	2	3	0	0	1	1	0	0	0	0	0	0	0	0	0	0	1	0	0
PALAZZO Matt Joseph 1b	3	1	1	2	0	0	1	0	0	0	0	0	0	1	0	0	0	1	0	0
SCHILLER Cameron Joh ss	3	0	1	0	0	0	0	0	0	0	0	0	0	0	0	0	0	4	2	0
RATLIFF Matthew Aaro rf/dp	3	0	0	0	0	0	0	0	0	0	0	0	0	0	0	0	1	0	0	0
NOWACZYK Jeffrey Jam 3b/c	3	0	2	0	0	0	0	0	0	0	0	0	0	1	0	0	0	8	0	0
LYNCH Jonathan Micha lf	3	0	1	0	0	0	0	0	0	0	0	0	0	1	0	0	0	1	0	0
SAENZ Gilbert Lee 2b/cf	2	1	0	0	0	0	0	0	0	0	0	0	2	0	0	0	0	2	0	0
DUDLEY Tyler Isaiah ph	0	0	0	0	0	0	0	0	0	0	1	0	0	0	0	0	0	0	0	0
DAVIS JR Yusef Latee cf/rf	3	0	0	0	0	0	0	0	0	0	0	0	0	3	0	0	0	1	0	0
MANCHA Antonio Lopez p	0	0	0	0	0	0	0	0	0	0	0	0	0	0	0	0	0	0	0	0
WEILER Mervin Duane p	0	0	0	0	0	0	0	0	0	0	0	0	0	0	0	0	0	0	0	0
COOLEY Joel Eli p	0	0	0	0	0	0	0	0	0	0	0	0	0	0	0	0	0	0	0	0
GWIZDALA Jon Michael p	0	0	0	0	0	0	0	0	0	0	0	0	0	0	0	0	0	0	0	0
Totals	24	5	7	5	0	0	2	1	0	0	2	0	0	10	0	1	1	21	3	0

Venezuela	IP	H	R	ER	BB	SO	WP	HP	IP	IBB	SH	SF	2B	3B	HR	AB	BF	FO	GO	NP
UCERO ARCIA Carlos R L,1-1	2.0	1	2	2	1	3	0	0	0	0	0	0	0	0	1	7	8	2	1	37
PIMENTEL SIVIRA Maik	4.0	6	3	3	0	7	0	2	0	0	0	0	0	0	1	17	19	2	2	69

United States	IP	H	R	ER	BB	SO	WP	HP	IP	IBB	SH	SF	2B	3B	HR	AB	BF	FO	GO	NP
MANCHA Antonio Lopez	3.0	2	0	0	1	3	0	1	0	0	0	0	0	0	9	11	2	2	38	
WEILER Mervin Duane W,3-1	2.0	0	0	0	1	4	1	1	0	0	0	0	0	0	6	8	2	0	38	
COOLEY Joel Eli	0.2	3	4	4	2	1	0	0	0	0	0	0	1	0	1	5	7	0	1	28
GWIZDALA Jon Michael SV,1	1.1	0	0	0	1	2	0	0	0	0	0	0	0	0	4	5	2	0	30	

Umpires: HP-KUSAMOTO Mitsunori (JPN), 1B-KAIARUNA Anthony (NZL),  
2B-MCCAULEY Damien (AUS), 3B-GERRIOR Darren (CAN)

TC: PEREZ Roberto (CAN), GUTIERREZ Ray (USA)

Scorers: SECKAR Alois (CZE), RICHTEROVÁ Lenka (CZE), ALMARAZ Gabriel (MEX)

Start: 13:31 Time: 1:55 Attendance: 650 Weather: Cloudy, 22°C



## GAME SUMMARY - RESULTADO DEL JUEGO 71



# NEW ZEALAND - CANADA



Jun 23, 2019 at Prague (CZE) (Svoboda Ballpark)

```
-----
New Zealand.....000 100 0 - 1 3 1
Canada.....000 110 X - 2 4 0
-----
```

### New Zealand 1

PLAYER	AB	R	H	BI	2B	3B	HR	BB	SB	CS	HP	SH	SF	SO	IBB	KL	GDP	PO	A	E
ENOKA Benjamin Richa cf	2	0	0	0	0	0	0	0	0	0	0	0	0	2	0	0	0	0	0	0
ENOKA Campbell Dunca cf	1	0	0	0	0	0	0	0	0	0	0	0	0	0	0	0	0	0	0	0
MAKEA Reilly Jazz Ar rf	3	1	1	1	0	0	1	0	0	0	0	0	0	1	0	1	0	3	0	0
NUKUNUKU Nathan Walt 1b	2	0	0	0	0	0	0	1	0	0	0	0	0	2	0	2	0	9	0	0
ENOKA Thomas David lf	3	0	0	0	0	0	0	0	0	0	0	0	0	2	0	0	0	1	0	1
LAULU Wayne dp	3	0	0	0	0	0	0	0	0	0	0	0	0	1	0	0	0	0	0	0
EVANS Cole Stuart ss	2	0	0	0	0	0	0	1	0	0	0	0	0	1	0	0	0	1	4	0
COMPAIN Kallan Hugh c	2	0	0	0	0	0	0	0	0	0	0	1	0	1	0	0	0	3	0	0
HARBROW Joshua Georg 3b	2	0	1	0	0	0	0	0	0	0	0	0	0	1	0	0	0	0	3	0
EVANS Joel James 2b	2	0	1	0	0	1	0	0	0	0	0	0	0	1	0	0	0	1	1	0
PETTETT Joshua Aaron p	0	0	0	0	0	0	0	0	0	0	0	0	0	0	0	0	0	0	0	0
HAYES Nikki Jasper p	0	0	0	0	0	0	0	0	0	0	0	0	0	0	0	0	0	0	1	0
Totals	22	1	3	1	0	1	1	2	0	0	0	1	0	12	0	3	0	18	9	1

### Canada 2

PLAYER	AB	R	H	BI	2B	3B	HR	BB	SB	CS	HP	SH	SF	SO	IBB	KL	GDP	PO	A	E
ROY Mathieu lf	1	1	1	0	0	0	0	2	0	0	0	0	0	0	0	0	0	0	0	0
EZEKIEL Bradley Jose cf	3	0	1	1	0	0	0	0	0	0	0	0	0	0	0	0	0	0	0	0
MAYSON Derek Ross 3b	3	0	0	0	0	0	0	0	0	0	0	0	0	0	0	0	1	0	2	0
MULLALEY Stephen Art 1b	3	0	1	1	0	1	0	0	0	0	0	0	0	0	0	0	0	6	0	0
HILL Jason John dp	1	0	0	0	0	0	0	2	0	0	0	0	0	0	0	0	0	0	0	0
PAULI Tyler pr/dp	0	0	0	0	0	0	0	0	0	0	0	0	0	0	0	0	0	0	0	0
BOLAND Shane James ss	3	0	0	0	0	0	0	0	0	0	0	0	0	2	0	1	0	0	2	0
ELLSWORTH Jeffery rf	3	1	1	0	0	0	0	1	0	0	0	0	0	0	0	0	0	2	0	0
BOLAND Ryan David c	2	0	0	0	0	0	0	0	0	0	0	0	0	1	0	1	0	12	0	0
WALUSHKA Kristopher 2b	1	0	0	0	0	0	0	0	0	0	0	0	0	0	0	0	0	1	0	0
HUNTER Blake Everett ph	1	0	0	0	0	0	0	0	0	0	0	0	0	0	0	0	0	0	0	0
BURNS Patrick James p	0	0	0	0	0	0	0	0	0	0	0	0	0	0	0	0	0	0	1	0
Totals	21	2	4	2	0	1	0	4	1	0	0	0	0	3	0	2	1	21	5	0

New Zealand	IP	H	R	ER	BB	SO	WP	HP	IP	IBB	SH	SF	2B	3B	HR	AB	BF	FO	GO	NP
PETTETT Joshua Aaron L,2-1	5.0	4	2	2	3	2	0	0	0	0	0	0	0	1	0	18	21	5	7	76
HAYES Nikki Jasper	1.0	0	0	0	1	1	0	0	0	0	0	0	0	0	0	3	4	1	1	20

Canada	IP	H	R	ER	BB	SO	WP	HP	IP	IBB	SH	SF	2B	3B	HR	AB	BF	FO	GO	NP
BURNS Patrick James W,2-0	7.0	3	1	1	2	12	2	0	0	0	1	0	0	1	1	22	25	3	5	97

Umpires: HP-RINDFLEISH Scott (AUS), 1B-HAND Jonathan (USA),  
 2B-ARTEAGA Juan (COL), 3B-JAKOBSEN Jens (DEN)  
 TC: JENNINGS Michael (GBR), CASTRO Liz (DEN), VAN OS Brian (CAN)  
 Scorers: WINKLER Stephanie (GER), CRAIG Greta (USA), STOOVELAAR Marco (NED)  
 Start: 16:31 Time: 1:35 Attendance: 1605 Weather: Sunny, 26°C





## GAME SUMMARY - RESULTADO DEL JUEGO 72



# ARGENTINA - JAPAN



Jun 23, 2019 at Prague (CZE) (Svoboda Ballpark)

```
-----
Argentina.....000 011 000 1 - 3 8 1
Japan.....002 000 000 0 - 2 4 1
-----
```

### Argentina 3

PLAYER	AB	R	H	BI	2B	3B	HR	BB	SB	CS	HP	SH	SF	SO	IBB	KL	GDP	PO	A	E
PEKER Alan Javier rf/cf	4	0	1	0	0	0	0	0	0	1	0	0	0	1	0	0	0	1	0	0
MIGLIAVACCA SKLADNY cf	2	0	0	0	0	0	0	0	0	0	0	0	0	2	0	0	0	0	0	0
MALARCZUK Juan Ladis ph/rf	2	1	1	0	0	1	0	0	0	0	0	0	0	1	0	0	0	0	0	0
MOTRONI Bruno c	4	0	1	0	1	0	0	0	0	0	0	0	0	1	0	0	0	17	1	0
CARRIL Santiago Nico dp	4	0	0	0	0	0	0	0	0	0	0	0	0	0	0	0	0	0	0	0
MONTERO Mariano Albe lf	4	2	2	1	1	0	0	0	0	1	0	0	0	0	0	0	0	0	0	0
GODOY Manuel Ignacio lb	4	0	2	1	0	0	0	0	0	0	0	0	0	1	0	0	0	9	0	0
GODOY Gustavo Oscar 3b	3	0	0	0	0	0	0	0	0	0	0	0	0	2	0	0	0	0	1	1
OJEDA Gonzalo August ph/3b	1	0	0	0	0	0	0	0	0	0	0	0	0	1	0	0	0	0	0	0
EDER Federico Alejan 2b	4	0	1	0	0	0	0	0	0	0	0	0	0	1	0	0	0	2	3	0
SCIALACOMO Gian Marc ss	3	0	0	0	0	0	0	0	0	0	0	0	0	1	0	0	0	1	3	0
ZARA Juan Cruz ph	1	0	0	0	0	0	0	0	0	0	0	0	0	1	0	0	0	0	0	0
MATA CARABAJAL Huemu p	0	0	0	0	0	0	0	0	0	0	0	0	0	0	0	0	0	0	1	0
Totals	36	3	8	2	2	1	0	0	0	2	0	0	0	12	0	0	0	30	9	1

### Japan 2

PLAYER	AB	R	H	BI	2B	3B	HR	BB	SB	CS	HP	SH	SF	SO	IBB	KL	GDP	PO	A	E
UNE Ryoyu ss	4	0	0	0	0	0	0	1	0	0	0	0	0	3	0	2	1	3	2	0
MORITA Yusuke lf	4	0	0	1	0	0	0	1	0	0	0	0	0	1	0	0	0	1	0	1
MATSUDA Hikaru dp/p	4	0	1	0	0	0	0	1	0	0	0	0	0	3	1	0	0	1	3	0
KOYAMA Reo p	0	0	0	0	0	0	0	0	0	0	0	0	0	0	0	0	0	0	0	0
OISHI Tsukasa c	5	0	0	0	0	0	0	0	0	0	0	0	0	3	0	0	0	13	2	0
IKEDA Hiroto rf	4	0	0	0	0	0	0	0	0	0	0	0	0	3	0	1	0	1	0	0
YASUMI Kotaro 2b	3	0	0	0	0	0	0	0	0	0	0	0	0	1	0	1	0	0	2	0
INOUE Tomonori ph	1	0	1	0	1	0	0	0	0	0	0	0	0	0	0	0	0	0	0	0
TSUTSUI Takuto 3b	2	1	1	0	0	0	0	2	0	0	0	0	0	1	1	0	0	0	3	0
KUROIWA Seii cf	2	1	0	0	0	0	0	0	0	1	1	1	0	1	0	1	0	1	0	0
URAMOTO Daishi lb	3	0	1	0	0	0	0	1	0	0	0	0	0	1	1	0	0	10	0	0
MIYAJI Mitsuru pr	0	0	0	0	0	0	0	0	0	0	0	0	0	0	0	0	0	0	0	0
TAKAHASHI Hayami p	0	0	0	0	0	0	0	0	0	0	0	0	0	0	0	0	0	0	0	0
NONE Player	0	0	0	0	0	0	0	0	0	0	0	0	0	0	0	0	0	0	0	0
Totals	32	2	4	1	1	0	0	6	0	1	1	1	0	17	3	5	1	30	12	1

Argentina	IP	H	R	ER	BB	SO	WP	HP	IP	IBB	SH	SF	2B	3B	HR	AB	BF	FO	GO	NP
MATA CARABAJAL Huemu W, 4-0	10.0	4	2	1	6	17	2	1	0	3	1	0	1	0	0	32	40	2	9	127
Japan	IP	H	R	ER	BB	SO	WP	HP	IP	IBB	SH	SF	2B	3B	HR	AB	BF	FO	GO	NP
TAKAHASHI Hayami	0.0	0	0	0	0	0	0	0	0	0	0	0	0	0	0	0	0	0	0	0
MATSUDA Hikaru	5.0	5	1	1	0	4	0	0	0	0	0	0	2	0	0	19	19	4	6	55
KOYAMA Reo L, 3-1	5.0	3	2	1	0	8	0	0	0	0	0	0	0	1	0	17	17	2	4	75

Umpires: HP-SELDEN David (USA), 1B-PORTEOUS Mark (NZL),  
2B-GARCIA CUE Maykel (CUB), 3B-LOHNERT Thomas (GER)  
TC: SANNA Giovanni (ITA), ISBOUTS Woutrinus (NED), PEREZ Roberto (CAN)  
Scorers: SANTOS Susana (ESP), PIERI Stefano (ITA), SLINGER Stefan (NED)  
Start: 19:32 Time: 2:32 Attendance: 1650 Weather: Sunny, 24°C





# INDIVIDUAL LEADERS SUMMARY RESUMEN DE LIDERES INDIVIDUALES (INCLUDING GAMES 1-72 - INCLUYENDO PARTIDOS DEL 1 AL 72)

## BATTING LEADERS – LIDERES OFENSIVOS

### SLUGGING PCT (min 2.5 PA/G)

1. MATSUDA Hikaru, JPN	1.182
2. MULLALEY Stephen A, CAN	1.000
3. KIRKPATRICK Andrew, AUS	.800
4. MONTERO Mariano Al, ARG	.786
5. MOTRONI Bruno, ARG	.783
- PEKER Alan Javier, ARG	.783
7. OCHOA Erick, USA	.739
8. ROSETE TABRAUE Rog, CUB	.727
9. ENOKA Benjamin Ric, NZL	.680
10. SIMONSEN Martin Mu, DEN	.647
11. TERKELSEN Jens Val, DEN	.579
12. NUKUNUKU Nathan Wa, NZL	.577
- ROY Mathieu, CAN	.577
14. FLORES SANCHEZ Raf, VEN	.571

### HITS

1. MONTERO Mariano Al, ARG	13
2. MATSUDA Hikaru, JPN	12
3. PEKER Alan Javier, ARG	11
- RODRIGUEZ VINENT Y, CUB	11
5. GODOY Manuel Ignac, ARG	10
- KIRKPATRICK Andrew, AUS	10
- MOTRONI Bruno, ARG	10
- VERA MESA Reinier, CUB	10
9. 6 Tied at	9

### TRIPLES

1. MATSUDA Hikaru, JPN	2
- SCHILLER Cameron J, USA	2
- SIMONSEN Martin Mu, DEN	2
4. 29 Tied at	1

### WALKS

1. UNE Ryoyu, JPN	9
2. ENOKA Benjamin Ric, NZL	8
- FLORES SANCHEZ Raf, VEN	8
4. BROWN Anton Schioe, DEN	7
- OCHOA Erick, USA	7
6. EVANS Cole Stuart, NZL	6
- MAYSON Derek Ross, CAN	6
- O'LEARY Liam Hauka, AUS	6
- TAM Joshua Jun Wen, SGP	6
10. 13 Tied at	5

### ON BASE PCT (min 2.5 PA/G)

1. MATSUDA Hikaru, JPN	.621
2. PEKER Alan Javier, ARG	.536
3. OCHOA Erick, USA	.533
4. MOTRONI Bruno, ARG	.517
5. MONTERO Mariano Al, ARG	.516
6. KIRKPATRICK Andrew, AUS	.500
- LAULU Wayne, NZL	.500
- MALY Marek, CZE	.500
9. ENOKA Benjamin Ric, NZL	.471
10. FLORES SANCHEZ Raf, VEN	.467
11. MAKEA Reilly Jazz, NZL	.464
12. TAM Joshua Jun Wen, SGP	.455
13. DIJKHOFF Eldrick G, NED	.450
- SVANE Anders Bendi, DEN	.450
15. 2 Tied at	.444

### RBI

1. MATSUDA Hikaru, JPN	13
2. MONTERO Mariano Al, ARG	11
- OCHOA Erick, USA	11
4. MULLALEY Stephen A, CAN	9
- RODRIGUEZ VINENT Y, CUB	9
6. HERRERA FALCON Eng, VEN	8
- MOTRONI Bruno, ARG	8
8. CARRIL Santiago Ni, ARG	7
- ENOKA Benjamin Ric, NZL	7
- MAKEA Reilly Jazz, NZL	7
- MAYSON Derek Ross, CAN	7
- PEKER Alan Javier, ARG	7
- THUPUDI Mogau Macm, RSA	7
- VERA MESA Reinier, CUB	7
15. 9 Tied at	6

### HOMERUNS

1. ABREY Bryan Michae, CAN	4
- MULLALEY Stephen A, CAN	4
3. ENOKA Benjamin Ric, NZL	3
- HERRERA FALCON Eng, VEN	3
- MATHEWS Hayden And, AUS	3
- MATSUDA Hikaru, JPN	3
- NUKUNUKU Nathan Wa, NZL	3
- PALAZZO Matt Josep, USA	3
- PATTERSON Scott An, AUS	3
- ROSETE TABRAUE Rog, CUB	3
11. 17 Tied at	2

### HIT BY PITCH

1. GODOY Gustavo Osca, ARG	3
2. BEASHEL Callum Pau, AUS	2
- CARRENO MENESES Ca, VEN	2
- DUDLEY Tyler Isaia, USA	2
- DURAZO DURAZO Dani, MEX	2
- KOPESNY Patrik, CZE	2
- KUROIWA Seii, JPN	2
- MARQUEZ SANTANA Ca, MEX	2
- MATHEWS Hayden And, AUS	2
- MIGLIAVACCA SKLADN, ARG	2
- SIMWANZA Eric, BOT	2
- TSUTSUI Takuto, JPN	2
- ZAMBRANO STORMES J, VEN	2
14. 37 Tied at	1

### RUNS

1. PEKER Alan Javier, ARG	12
2. ROY Mathieu, CAN	9
3. ABREY Bryan Michae, CAN	8
- GODOY Gustavo Osca, ARG	8
- MONTERO Mariano Al, ARG	8
- RODRIGUEZ CASTELLA, CUB	8
- TERKELSEN Jens Val, DEN	8
8. BEASHEL Callum Pau, AUS	7
- SAENZ Gilbert Lee, USA	7
- SCHILLER Cameron J, USA	7
- SCIALACOMO Gian Ma, ARG	7
- UNE Ryoyu, JPN	7
13. 11 Tied at	6

### DOUBLES

1. OCHOA Erick, USA	5
2. CARRENO MENESES Ca, VEN	3
- EZEKIEL Bradley Jo, CAN	3
- LIMA MENDOZA Jorge, VEN	3
- RATLIFF Matthew Aa, USA	3
- RODRIGUEZ ROSALES, CUB	3
- ROMBLEY Danny Regi, NED	3
8. 18 Tied at	2

### TOTAL BASES

1. MONTERO Mariano Al, ARG	13
2. MATSUDA Hikaru, JPN	12
3. PEKER Alan Javier, ARG	11
- RODRIGUEZ VINENT Y, CUB	11
5. GODOY Manuel Ignac, ARG	10
- KIRKPATRICK Andrew, AUS	10
- MOTRONI Bruno, ARG	10
- VERA MESA Reinier, CUB	10
9. 6 Tied at	9

### SACRIFICE HITS

1. O'BYRNE Brendon Th, AUS	3
- SVANE Anders Bendi, DEN	3
3. BANN Christopher R, RSA	2
- BATHAN Denmark, PHI	2
- COMPAIN Kallan Hug, NZL	2
- EVANS Cole Stuart, NZL	2
- JOHNSON Anders M, DEN	2
- KUROIWA Seii, JPN	2
- MATSWENYANE Mandla, RSA	2
- ROGERS PEREZ Edwar, VEN	2
- YASUMI Kotaro, JPN	2
12. 36 Tied at	1



# INDIVIDUAL LEADERS SUMMARY RESUMEN DE LIDERES INDIVIDUALES (INCLUDING GAMES 1-72 - INCLUYENDO PARTIDOS DEL 1 AL 72)

## BATTING LEADERS – LIDERES OFENSIVOS

### SACRIFICE FLY

1. RODRIGUEZ VINENT Y, CUB	2
2. 22 Tied at	1

### STOLEN BASES

1. PEKER Alan Javier, ARG	8
2. ELLSWORTH Jeffery, CAN	5
3. DELFINA Jefferson, NED	4
- KOPESNY Patrik, CZE	4
5. RATLIFF Matthew Aa, USA	3
- SAENZ Gilbert Lee, USA	3
- SCIALACOMO Gian Ma, ARG	3
- VILLALVAZO PENA Le, MEX	3
9. 14 Tied at	2

### PLATE APPEARANCES

1. UNE Ryoyu, JPN	38
2. SVOBODA Vaclav, CZE	35
3. ENOKA Benjamin Ric, NZL	34
- SCHILLER Cameron J, USA	34
5. OISHI Tsukasa, JPN	33
6. MERTL David, CZE	32
- NUKUNUKU Nathan Wa, NZL	32
8. IKEDA Hiroto, JPN	31
- MALY Marek, CZE	31
- MONTERO Mariano Al, ARG	31
- QUERALES CORONEL H, VEN	31
- SHAILES Nicholas P, AUS	31
13. 9 Tied at	30

### AT BATS

1. SVOBODA Vaclav, CZE	32
2. IKEDA Hiroto, JPN	30
- SCHILLER Cameron J, USA	30
4. CARRIL Santiago Ni, ARG	29
- OISHI Tsukasa, JPN	29
- UNE Ryoyu, JPN	29
7. MONTERO Mariano Al, ARG	28
8. QUERALES CORONEL H, VEN	27
9. LYNCH Jonathan Mic, USA	26
- MERTL David, CZE	26
- NUKUNUKU Nathan Wa, NZL	26
- RODRIGUEZ ROSALES, CUB	26
- ROY Mathieu, CAN	26
- VERA MESA Reinier, CUB	26
15. 6 Tied at	25

### CAUGHT STEALING

1. 24 Tied at	1
---------------	---

### STRIKEOUTS

1. MERTL David, CZE	13
- SAENZ Gilbert Lee, USA	13
3. DEKOKER Brian Thab, BOT	12
- KOLKUS Patrik, CZE	12
- UNE Ryoyu, JPN	12
6. BINARAO Ernesto, PHI	11
- FROST Javier Dalia, RSA	11
- IKEDA Hiroto, JPN	11
- KOLSCH Michal, CZE	11
- PETR Tomas, CZE	11
- RODRIGUEZ CASTELLA, CUB	11
- SIMWANZA Eric, BOT	11
13. 5 Tied at	10

### STRIKEOUTS LOOKING

1. DEKOKER Brian Thab, BOT	6
- MANAKA Jurry, BOT	6
- PETR Tomas, CZE	6
- SIMWANZA Eric, BOT	6
5. BINARAO Ernesto, PHI	5
- MERTL David, CZE	5
- MULLINS Nicholas R, USA	5
- SIMONSEN Martin Mu, DEN	5
9. 6 Tied at	4

### GDP

1. CARRIL Santiago Ni, ARG	2
- GODOY Gustavo Osca, ARG	2
- KIRKPATRICK Andrew, AUS	2
- KLAS Mikulas, CZE	2
- OJEDA Gonzalo Augu, ARG	2
- PALAZZO Matt Josep, USA	2
- RATLIFF Matthew Aa, USA	2
8. 27 Tied at	1



# INDIVIDUAL LEADERS SUMMARY

## RESUMEN DE LIDERES INDIVIDUALES

(INCLUDING GAMES 1-72 - INCLUYENDO PARTIDOS DEL 1 AL 72)

### PITCHING LEADERS - LIDERES EN PITCHEO

PLAYER	T	ERA	W-L	APP	GS	CG	SHO	SV	IP	H	R	ER	BB	SO	2B	3B	HR	AB	B/Avg	WP	HBP	BK
MATSUDA Hikaru JPN	R	0.46	4-0	6	1	0	0	0	30.2	11	2	2	2	47	2	0	0	102	.108	1	5	0
CLEARY Sean CAN	R	0.89	4-0	5	4	1	0	0	23.2	12	3	3	10	40	0	1	1	78	.154	3	1	1
MATA CARABAJAL Huemu ARG	R	1.48	4-0	6	2	2	1	0	28.1	15	7	6	14	49	4	0	0	94	.160	2	3	0
KOYAMA Reo JPN	R	1.62	3-1	6	5	2	0	0	26.0	15	7	6	13	32	1	1	2	90	.167	2	2	0
ROMAN GONZALEZ Alain CUB	R	1.65	2-1	6	4	0	0	0	17.0	18	6	4	6	19	1	0	1	65	.277	0	1	3
HANSEN Kim Lunderød DEN	R	2.28	3-3	6	5	4	2	0	30.2	24	11	10	7	57	2	1	3	111	.216	2	3	0
CHAPMAN Daniel Willi NZL	R	2.39	2-1	5	5	2	1	0	26.1	17	9	9	13	47	0	0	2	94	.181	2	4	0
FOLKARD Adam Peter AUS	R	3.08	1-2	6	4	1	0	1	25.0	17	12	11	9	49	2	0	5	90	.189	2	1	0
HOLBRADEK Michal CZE	R	3.59	2-2	9	5	2	0	0	37.0	36	20	19	17	43	6	4	4	145	.248	6	4	0
MOGALE Kagiso Johann BOT	R	3.61	2-3	6	4	1	0	0	21.1	16	17	11	11	42	3	1	3	82	.195	9	1	0
MANCHA Antonio Lopez USA	R	3.75	3-1	8	6	2	0	0	28.0	26	17	15	10	40	2	2	4	106	.245	5	5	0
BARREDO Leo PHI	L	4.41	0-5	6	5	2	0	0	27.0	26	23	17	8	34	0	1	5	107	.243	8	1	0
VISSER Jeffrey NED	R	4.88	0-1	6	2	0	0	0	18.2	23	18	13	8	12	4	3	1	77	.299	4	1	0
ONG Jun Heng Aloysiu SGP	R	5.79	0-1	5	3	0	0	0	19.1	17	17	16	9	28	1	2	7	75	.227	10	2	0
KEKANA Tidima Barnat RSA	R	6.91	1-6	8	6	2	1	0	27.1	37	30	27	8	34	7	0	6	117	.316	12	3	0

#### OPPOSING AVG (min 2.1 IP/G)

1. MATSUDA Hikaru, JPN	.108
2. CLEARY Sean, CAN	.154
3. MATA CARABAJAL Hue, ARG	.160
4. KOYAMA Reo, JPN	.167
5. CHAPMAN Daniel Wil, NZL	.181
6. FOLKARD Adam Peter, AUS	.189
7. MOGALE Kagiso Joha, BOT	.195
8. HANSEN Kim Lunderød, DEN	.216
9. ONG Jun Heng Aloys, SGP	.227
10. BARREDO Leo, PHI	.243
11. MANCHA Antonio Lop, USA	.245
12. HOLBRADEK Michal, CZE	.248
13. ROMAN GONZALEZ Ala, CUB	.277
14. VISSER Jeffrey, NED	.299

#### INNINGS PITCHED

1. HOLBRADEK Michal, CZE	37.0
2. HANSEN Kim Lunderød, DEN	30.2
- MATSUDA Hikaru, JPN	30.2
4. MATA CARABAJAL Hue, ARG	28.1
5. MANCHA Antonio Lop, USA	28.0
6. KEKANA Tidima Barn, RSA	27.1
7. BARREDO Leo, PHI	27.0
8. CHAPMAN Daniel Wil, NZL	26.1
9. KOYAMA Reo, JPN	26.0
10. FOLKARD Adam Peter, AUS	25.0
11. CLEARY Sean, CAN	23.2
12. MOGALE Kagiso Joha, BOT	21.1
13. ONG Jun Heng Aloys, SGP	19.1
14. VISSER Jeffrey, NED	18.2

#### STRIKEOUTS

1. HANSEN Kim Lunderød, DEN	57
2. FOLKARD Adam Peter, AUS	49
- MATA CARABAJAL Hue, ARG	49
4. CHAPMAN Daniel Wil, NZL	47
- MATSUDA Hikaru, JPN	47
6. HOLBRADEK Michal, CZE	43
7. MOGALE Kagiso Joha, BOT	42
8. CLEARY Sean, CAN	40
- MANCHA Antonio Lop, USA	40
10. BARREDO Leo, PHI	34
- KEKANA Tidima Barn, RSA	34
12. HAYES Nikki Jasper, NZL	33
- MCCULLOUGH Devon J, CAN	33
14. KOYAMA Reo, JPN	32

#### WINS

1. CLEARY Sean, CAN	4
- MATA CARABAJAL Hue, ARG	4
- MATSUDA Hikaru, JPN	4
4. GODOY HERBEL Roman, ARG	3
- HANSEN Kim Lunderød, DEN	3
- KIRKPATRICK Andrew, AUS	3
- KOYAMA Reo, JPN	3
- MANCHA Antonio Lop, USA	3
- MCCULLOUGH Devon J, CAN	3
- REID Layton James, AUS	3
- WEILER Mervin Duan, USA	3
12. 10 Tied at	2

#### SAVES

1. IKEDA Hiroki, JPN	2
2. COOLEY Joel Eli, USA	1
- FOLKARD Adam Peter, AUS	1
- GWIZDALA Jon Micha, USA	1
- HERNANDEZ CUETO Jo, MEX	1
- HERNANDEZ MORENO A, CUB	1
- LIEPH Scott Alexan, CAN	1
- PETTETT Joshua Aar, NZL	1
- PLUTIN QUINTERO Gu, CUB	1
- POTOLICCHIO Juan A, ARG	1
- SAMUEL Kunyalala, BOT	1

#### GAMES

1. HOLBRADEK Michal, CZE	9
2. KEKANA Tidima Barn, RSA	8
- MANCHA Antonio Lop, USA	8
4. TAN Jun Kai, Watso, SGP	7
- WEILER Mervin Duan, USA	7
6. 15 Tied at	6

#### GAMES STARTED

1. KEKANA Tidima Barn, RSA	6
- MANCHA Antonio Lop, USA	6
3. BARREDO Leo, PHI	5
- CHAPMAN Daniel Wil, NZL	5
- GODOY HERBEL Roman, ARG	5
- HANSEN Kim Lunderød, DEN	5
- HOLBRADEK Michal, CZE	5
- KOYAMA Reo, JPN	5
9. CLEARY Sean, CAN	4
- FOLKARD Adam Peter, AUS	4
- MOGALE Kagiso Joha, BOT	4
- MULDER Jeroen, NED	4
- ROMAN GONZALEZ Ala, CUB	4
14. 10 Tied at	3

#### COMPLETE GAMES

1. HANSEN Kim Lunderød, DEN	4
2. BARREDO Leo, PHI	2
- CHAPMAN Daniel Wil, NZL	2
- HAYES Nikki Jasper, NZL	2
- HOLBRADEK Michal, CZE	2
- KEKANA Tidima Barn, RSA	2
- KOYAMA Reo, JPN	2
- MANCHA Antonio Lop, USA	2
- MATA CARABAJAL Hue, ARG	2
- URBANEJA Erick Jos, VEN	2
11. 15 Tied at	1

#### SHUTOUTS

1. HANSEN Kim Lunderød, DEN	2
- URBANEJA Erick Jos, VEN	2
3. CHAPMAN Daniel Wil, NZL	1
- COLOMBO PEREZ Luis, VEN	1
- DUENAS LEDEZMA Ada, MEX	1
- HAYES Nikki Jasper, NZL	1
- KEKANA Tidima Barn, RSA	1
- MATA CARABAJAL Hue, ARG	1
- MULDER Jeroen, NED	1
- PETTETT Joshua Aar, NZL	1



# INDIVIDUAL LEADERS SUMMARY

## RESUMEN DE LIDERES INDIVIDUALES

(INCLUDING GAMES 1-72 - INCLUYENDO PARTIDOS DEL 1 AL 72)

### PITCHING LEADERS – LIDERES EN PITCHEO

#### SACRIFICE HITS AGAINST

1.	HANSEN Kim Lunderø, DEN	4
-	URBANEJA Erick Jos, VEN	4
3.	BRENIK Jaroslav, CZE	3
-	CLEARY Sean, CAN	3
-	MANCHA Antonio Lop, USA	3
-	TAN Jun Kai, Watso, SGP	3
-	VISSER Jeffry, NED	3
8.	9 Tied at	2

#### SACRIFICE FLIES AGAINST

1.	JOSKA Marek, CZE	2
-	KEKANA Tidima Barn, RSA	2
-	MUNOZ LEON Jonatha, MEX	2
-	WEILER Mervin Duan, USA	2
5.	16 Tied at	1

#### LOSSES

1.	KEKANA Tidima Barn, RSA	6
2.	BARREDO Leo, PHI	5
3.	JOSKA Marek, CZE	4
4.	HANSEN Kim Lunderø, DEN	3
-	HAYES Nikki Jasper, NZL	3
-	MOGALE Kagiso Joha, BOT	3
-	MULDER Jeroen, NED	3
-	MUNOZ LEON Jonatha, MEX	3
-	TAN Jun Kai, Watso, SGP	3
10.	FOLKARD Adam Peter, AUS	2
-	HOLOBRADEK Michal, CZE	2
-	LOPEZ MARTINEZ Ala, CUB	2
-	PAGKALIWAGAN Marlo, PHI	2
-	SAMUEL Kunyalala, BOT	2
15.	29 Tied at	1

#### WILD PITCHES

1.	KEKANA Tidima Barn, RSA	12
2.	ONG Jun Heng Aloys, SGP	10
3.	MOGALE Kagiso Joha, BOT	9
4.	BARREDO Leo, PHI	8
5.	HOLOBRADEK Michal, CZE	6
-	MULDER Jeroen, NED	6
-	MUNOZ LEON Jonatha, MEX	6
8.	JOSKA Marek, CZE	5
-	MANCHA Antonio Lop, USA	5
-	SAMUEL Kunyalala, BOT	5
11.	7 Tied at	4

#### ILLEGAL PITCHES

1.	ROMAN GONZALEZ Ala, CUB	3
2.	HERNANDEZ CUETO Jo, MEX	2
-	MUNOZ LEON Jonatha, MEX	2
-	PIMENTEL SIVIRA Ma, VEN	2
5.	CLEARY Sean, CAN	1
-	IKEDA Hiroki, JPN	1
-	LIEPH Scott Alexan, CAN	1
-	SAMUEL Kunyalala, BOT	1

#### HIT BY PITCH

1.	HAYES Nikki Jasper, NZL	6
2.	MANCHA Antonio Lop, USA	5
-	MATSUDA Hikaru, JPN	5
4.	CHAPMAN Daniel Wil, NZL	4
-	HOLOBRADEK Michal, CZE	4
-	PIMENTEL SIVIRA Ma, VEN	4
7.	HANSEN Kim Lunderø, DEN	3
-	KEKANA Tidima Barn, RSA	3
-	MATA CARABAJAL Hue, ARG	3
-	SAMUEL Kunyalala, BOT	3
-	UCERO ARCIA Carlos, VEN	3
12.	7 Tied at	2

#### INTENTIONAL WALKS

1.	CHAPMAN Daniel Wil, NZL	3
-	HAYES Nikki Jasper, NZL	3
-	MATA CARABAJAL Hue, ARG	3
-	PIMENTEL SIVIRA Ma, VEN	3
5.	CLEARY Sean, CAN	1
-	HERNANDEZ CUETO Jo, MEX	1
-	HERNANDEZ MORENO A, CUB	1
-	MULDER Jeroen, NED	1
-	PARCO Reagan, PHI	1
-	PLUTIN QUINTERO Gu, CUB	1
-	ROMAN GONZALEZ Ala, CUB	1
-	UCERO ARCIA Carlos, VEN	1
-	VISSER Jeffry, NED	1

#### HITS ALLOWED

1.	KEKANA Tidima Barn, RSA	37
2.	HOLOBRADEK Michal, CZE	36
3.	BARREDO Leo, PHI	26
-	MANCHA Antonio Lop, USA	26
5.	HANSEN Kim Lunderø, DEN	24
6.	VISSER Jeffry, NED	23
7.	JOSKA Marek, CZE	19
8.	COOLEY Joel Eli, USA	18
-	PARCO Reagan, PHI	18
-	ROMAN GONZALEZ Ala, CUB	18
11.	4 Tied at	17

#### RUNS ALLOWED

1.	KEKANA Tidima Barn, RSA	30
2.	BARREDO Leo, PHI	23
3.	HOLOBRADEK Michal, CZE	20
4.	PAGKALIWAGAN Marlo, PHI	19
-	PARCO Reagan, PHI	19
6.	VISSER Jeffry, NED	18
7.	MANCHA Antonio Lop, USA	17
-	MOGALE Kagiso Joha, BOT	17
-	ONG Jun Heng Aloys, SGP	17
10.	JOSKA Marek, CZE	15
-	MULDER Jeroen, NED	15
12.	TAN Jun Kai, Watso, SGP	14
13.	CHEW Marcus Shi Ph, SGP	13
-	MARQUEZ Gregorio, PHI	13
15.	5 Tied at	12

#### EARNED RUNS (min 2.1 IP/G)

1.	MATSUDA Hikaru, JPN	2
2.	CLEARY Sean, CAN	3
3.	ROMAN GONZALEZ Ala, CUB	4
4.	KOYAMA Reo, JPN	6
-	MATA CARABAJAL Hue, ARG	6
6.	CHAPMAN Daniel Wil, NZL	9
7.	HANSEN Kim Lunderø, DEN	10
8.	FOLKARD Adam Peter, AUS	11
-	MOGALE Kagiso Joha, BOT	11
10.	VISSER Jeffry, NED	13
11.	MANCHA Antonio Lop, USA	15
12.	ONG Jun Heng Aloys, SGP	16
13.	BARREDO Leo, PHI	17
14.	HOLOBRADEK Michal, CZE	19

#### WALKS ALLOWED (min 2.1 IP/G)

1.	MATSUDA Hikaru, JPN	2
2.	ROMAN GONZALEZ Ala, CUB	6
3.	HANSEN Kim Lunderø, DEN	7
4.	BARREDO Leo, PHI	8
-	KEKANA Tidima Barn, RSA	8
-	VISSER Jeffry, NED	8
7.	FOLKARD Adam Peter, AUS	9
-	ONG Jun Heng Aloys, SGP	9
9.	CLEARY Sean, CAN	10
-	MANCHA Antonio Lop, USA	10
11.	MOGALE Kagiso Joha, BOT	11
12.	CHAPMAN Daniel Wil, NZL	13
-	KOYAMA Reo, JPN	13
14.	MATA CARABAJAL Hue, ARG	14



# INDIVIDUAL LEADERS SUMMARY

## RESUMEN DE LIDERES INDIVIDUALES

(INCLUDING GAMES 1-72 – INCLUYENDO PARTIDOS DEL 1 AL 72)

### FIELDING LEADERS – LIDERES DEFENSIVOS

#### PUTOUTS

1. OISHI Tsukasa, JPN	82
2. MOTRONI Bruno, ARG	73
3. JØRGENSEN Anders M, DEN	69
4. MERTL David, CZE	65
- RADITHOBANE Thabis, BOT	65
6. VAN LIESHOUT Zane, NZL	63
7. BOLAND Ryan David, CAN	62
8. VERA MESA Reinier, CUB	59
9. FLORES SANCHEZ Raf, VEN	55
10. KATAOKA Taiyo, JPN	52
- MULLINS Nicholas R, USA	52
- RIOS FABARS Juan Y, CUB	52
13. BINARAO Ernesto, PHI	51
14. ZAMBRANO STORMES J, VEN	47
15. NG Ee Han, Ivan, SGP	43
- PALAZZO Matt Josep, USA	43
17. NORTON Nicholas Lu, AUS	42
18. KOLKUS Patrik, CZE	41
19. ABREY Bryan Michae, CAN	39
20. COMPAIN Kallan Hug, NZL	38
- MCGOVERN Joshua Fr, AUS	38
22. MULLALEY Stephen A, CAN	37
23. HLANGA Matsobane G, RSA	33
24. 1 Tied at	32

#### ASSISTS

1. UNE Ryoyu, JPN	24
2. RODRIGUEZ VINENT Y, CUB	23
3. DOMINGUEZ ROBLES L, CUB	21
4. SCHILLER Cameron J, USA	20
5. PENA OSUNA Ismael, MEX	18
6. CARDONA BUSTAMANTE, MEX	17
- MARAVILLES Ben, PHI	17
- SOLORZANO ZAMBRANO, VEN	17
9. EVANS Cole Stuart, NZL	16
- LIMA MENDOZA Jorge, VEN	16
11. LOURENS Emeron Eld, NED	14
- NOWACZYK Jeffrey J, USA	14
- PETR TomaS, CZE	14
- YASUMI Kotaro, JPN	14
15. SVOBODA Vaclav, CZE	13
16. BACARISAS Jerome, PHI	12
- MERTL David, CZE	12
18. DIJKHOFF Eldrick G, NED	11
- FROST Javier Dalia, RSA	11
- KOLKUS Patrik, CZE	11
- MOETI Kagiso, RSA	11
- POLONIUS Glennsig, NED	11
23. 4 Tied at	10

#### ERRORS

1. FROST Javier Dalia, RSA	3
- KLAS MikulaS, CZE	3
- MARAVILLES Ben, PHI	3
- TAN Ding Quan, Iva, SGP	3
5. BOLAND Shane James, CAN	2
- DOMINGUEZ ROBLES L, CUB	2
- HLANGA Matsobane G, RSA	2
- KOLKUS Patrik, CZE	2
- LOURENS Emeron Eld, NED	2
- MORITA Yusuke, JPN	2
- NORTON Nicholas Lu, AUS	2
- OH Ziglar, SGP	2
- PAGKALIWAGAN Micha, PHI	2
- PHALADI Phomolo Ma, RSA	2
- RODRIGUEZ VINENT Y, CUB	2
- SIMWANZA Eric, BOT	2
- TODHUNTER James Ca, AUS	2
- VAN LIESHOUT Zane, NZL	2
- VILLALVAZO PENA Le, MEX	2
20. 31 Tied at	1

#### CAUGHT STEALING

1. MERTL David, CZE	4
- VERA MESA Reinier, CUB	4
3. OISHI Tsukasa, JPN	3
4. MOTRONI Bruno, ARG	2
5. ABREY Bryan Michae, CAN	1
- BOLAND Ryan David, CAN	1
- COMPAIN Kallan Hug, NZL	1
- DEL SOCORRO Edmer, PHI	1
- GARCIA VILLALOBOS, MEX	1
- MCGOVERN Joshua Fr, AUS	1
- MIGLIAVACCA SKLADN, ARG	1
- MULLINS Nicholas R, USA	1
- NG Ee Han, Ivan, SGP	1
- RADITHOBANE Thabis, BOT	1







# INDIVIDUAL LEADERS SUMMARY

## RESUMEN DE LIDERES INDIVIDUALES

(INCLUDING GAMES 1-72 - INCLUYENDO PARTIDOS DEL 1 AL 72)

### BY POSITION - POR POSICIÓN

#### THIRD BASEMAN - TERCERA BASE

POS NAME	AVG	GP	PA	AB	R	H	2B	3B	HR	RBI	TB	SLG%	BB	HBP	SO	GDP	OB%	SF	SH	SB-SBA	PO	A	E	FLD%
3B HUNTER Blake Everett CAN	.455	4	12	11	3	5	2	0	1	5	10	.909	1	0	0	0	.500	0	0	0-0	2	3	1	0.833
3B CARRENO MENESES Carlos A VEN	.389	10	19	18	1	7	3	0	0	3	10	.556	0	1	9	0	.421	0	0	2-2	3	6	1	0.900
3B NOWACZYK Jeffrey James USA	.364	6	13	11	3	4	2	0	0	3	6	.545	2	0	3	0	.462	0	0	0-0	4	9	0	1.000
3B GODOY Gustavo Oscar ARG	.286	8	18	14	4	4	1	0	0	2	5	.357	1	2	4	2	.389	1	0	2-2	2	6	1	0.889
3B TAM Joshua Jun Wen, Tosh SGP	.267	7	20	15	2	4	0	1	0	0	6	.400	5	0	6	0	.450	0	0	1-2	2	8	0	1.000
3B VILLALVAZO PENA Lenny Jo MEX	.238	7	23	21	3	5	1	1	0	4	8	.381	2	0	9	0	.304	0	0	2-2	4	6	2	0.833
3B LOURENS Emeron Eldon Gre NED	.231	7	14	13	4	3	0	0	0	1	3	.231	0	0	5	0	.231	0	1	0-0	2	14	0	1.000
3B TSUTSUI Takuto JPN	.231	8	19	13	4	3	0	0	1	1	6	.462	4	2	6	0	.474	0	0	0-0	1	10	0	1.000
3B RAMOS SUAREZ Yurisandre CUB	.214	6	16	14	2	3	2	0	1	3	8	.571	1	0	8	1	.267	0	1	0-0	3	10	0	1.000
3B MAYSON Derek Ross CAN	.200	7	19	15	3	3	0	0	1	5	6	.400	4	0	3	1	.368	0	0	0-0	2	4	0	1.000
3B WRIGHT Jett Kelsay AUS	.167	7	14	12	1	2	1	0	0	0	3	.250	1	0	4	0	.231	0	1	1-1	1	7	0	1.000
3B ISASI Alejandro Wong DEN	.154	6	15	13	1	2	0	0	1	4	5	.385	2	0	8	0	.267	0	0	0-0	2	3	0	1.000
3B BARTORILLO Tyron Jai NZL	.154	8	16	13	1	2	0	0	0	3	2	.154	1	1	5	0	.250	1	0	0-0	1	6	0	1.000
3B INOUE Tomonori JPN	.125	4	13	8	2	1	0	0	0	0	1	.125	4	1	4	0	.462	0	0	0-1	0	7	0	1.000
3B NEZBEDA JiSi CZE	.077	6	13	13	1	1	0	0	1	2	4	.308	0	0	8	0	.077	0	0	0-0	2	13	1	0.938

#### SHORT STOP - CAMPO CORTO

POS NAME	AVG	GP	PA	AB	R	H	2B	3B	HR	RBI	TB	SLG%	BB	HBP	SO	GDP	OB%	SF	SH	SB-SBA	PO	A	E	FLD%
SS SCIALACOMO Gian Marcos E ARG	.667	9	11	9	6	6	0	0	0	1	6	.667	2	0	1	0	.727	0	0	0-0	2	5	0	1.000
SS WALUSHKA Kristopher Edwa CAN	.455	5	12	11	2	5	1	0	0	0	6	.545	1	0	4	0	.500	0	0	0-0	3	3	0	1.000
SS DIJKHOFF Eldrick Gabriel NED	.353	8	20	17	4	6	1	1	0	2	9	.529	2	1	4	0	.450	0	0	1-1	7	11	1	0.947
SS BOLAND Shane James CAN	.286	6	16	14	1	4	0	0	1	4	7	.500	1	1	5	0	.375	0	0	0-0	2	8	2	0.833
SS BACARISAS Jerome PHI	.286	5	11	7	0	2	0	0	0	1	2	.286	3	0	3	0	.500	0	1	0-1	5	8	1	0.929
SS SVANE Anders Bendix DEN	.286	6	19	14	2	4	0	1	0	5	6	.429	3	1	3	0	.444	0	1	0-0	2	6	0	1.000
SS FROST Javier Dalian RSA	.273	8	23	22	4	6	2	0	1	2	11	.500	0	0	11	0	.273	0	1	2-2	7	12	3	0.864
SS SHAIRES Nicholas Paul AUS	.273	8	27	22	4	6	1	1	0	3	9	.409	4	0	0	1	.385	0	1	0-0	10	9	0	1.000
SS MANAKA Jurry BOT	.267	7	17	15	1	4	0	0	0	0	4	.267	2	0	9	1	.353	0	0	0-0	7	3	1	0.909
SS SCHILLER Cameron John USA	.233	10	34	30	7	7	0	2	0	5	11	.367	4	0	8	0	.324	0	0	0-0	13	20	1	0.971
SS UNE Ryoyu JPN	.207	10	38	29	7	6	0	0	0	1	6	.207	9	0	12	1	.395	0	0	0-0	12	24	1	0.973
SS EVANS Cole Stuart NZL	.182	11	30	22	5	4	0	1	0	2	6	.273	6	0	4	0	.357	0	2	1-3	8	18	1	0.963
SS SOLORZANO ZAMBRANO Jose VEN	.176	9	20	17	2	3	1	1	0	3	6	.353	2	0	5	1	.263	0	1	2-2	11	17	0	1.000
SS OJEDA Gonzalo Augusto ARG	.125	6	14	8	1	1	0	0	0	0	1	.125	5	1	2	2	.500	0	0	0-0	4	4	0	1.000
SS CARDONA BUSTAMANTE Jesus MEX	.118	8	18	17	2	2	0	0	1	2	5	.294	1	0	8	0	.167	0	0	0-0	8	17	0	1.000
SS DOMINGUEZ ROBLES Luis Ra CUB	.091	8	15	11	2	1	0	0	0	0	1	.091	4	0	6	0	.333	0	0	1-1	5	21	2	0.929
SS PETR TomaS CZE	.083	11	25	24	0	2	0	0	0	0	2	.083	0	0	11	0	.083	0	1	0-0	15	18	1	0.971

#### OUTFIELDERS - JARDINEROS

POS NAME	AVG	GP	PA	AB	R	H	2B	3B	HR	RBI	TB	SLG%	BB	HBP	SO	GDP	OB%	SF	SH	SB-SBA	PO	A	E	FLD%
LF MONTERO Mariano Alberto ARG	.464	10	31	28	7	13	1	1	2	11	22	.786	2	1	6	0	.516	0	0	2-3	5	1	0	1.000
LF O'LEARY Liam Haukana Pat AUS	.375	4	11	8	1	3	2	0	0	0	5	.625	3	0	1	0	.545	0	0	0-0	0	0	0	1.000
LF QUERALES CORONEL Herwims VEN	.353	7	19	17	4	6	1	0	0	4	7	.412	1	0	3	0	.368	1	0	1-1	3	0	0	1.000
LF ROY Mathieu CAN	.346	9	30	26	9	9	1	1	1	2	15	.577	4	0	5	0	.433	0	0	1-1	1	0	0	1.000
LF RODRIGUEZ CASTELLANOS Yu CUB	.333	8	29	24	8	8	2	1	0	1	12	.500	4	0	11	0	.429	0	1	1-1	3	0	0	1.000
LF ENOKA Thomas David NZL	.300	8	21	20	5	6	1	1	0	2	9	.450	1	0	5	1	.333	0	0	0-0	1	0	1	0.500
LF TERKELSEN Jens Valdemar DEN	.286	7	19	14	7	4	0	0	2	6	10	.714	4	1	4	0	.474	0	0	1-1	5	0	0	1.000
LF LYNCH Jonathan Michael USA	.269	9	29	26	2	7	0	1	1	5	12	.462	2	1	4	0	.345	0	0	1-1	7	0	0	1.000
LF KOLSCH Michal CZE	.267	6	15	15	0	4	1	0	0	2	5	.333	0	0	7	0	.267	0	0	1-2	2	2	0	1.000
LF SALGADO CARRILLO Alan MEX	.267	7	16	15	4	4	0	0	1	4	7	.467	1	0	5	0	.313	0	0	0-0	2	0	0	1.000
LF MATSWENYANE Mandla Gideo RSA	.231	6	16	13	1	3	1	0	1	1	7	.538	1	0	4	0	.286	0	2	0-0	5	1	0	1.000
LF CHEW Marcus Shi Phng SGP	.200	4	11	10	1	2	0	0	1	2	5	.500	0	1	6	0	.273	0	0	0-0	3	0	0	1.000
LF MORITA Yusuke JPN	.200	9	30	25	4	5	1	0	0	2	6	.240	4	1	4	0	.333	0	0	2-2	8	0	2	0.800
LF MATHEWS Hayden Andrew AUS	.188	7	19	16	4	3	0	0	1	1	6	.375	1	2	7	0	.316	0	0	1-1	3	0	0	1.000
LF VACHA Petr CZE	.154	5	13	13	0	2	0	0	0	1	2	.154	0	0	7	0	.154	0	0	0-0	6	0	0	1.000
LF DHLODILO Thabo BOT	.143	7	16	14	3	2	0	0	0	0	2	.143	2	0	8	0	.250	0	0	0-0	4	0	0	1.000



# INDIVIDUAL LEADERS SUMMARY

## RESUMEN DE LIDERES INDIVIDUALES

(INCLUDING GAMES 1-72 - INCLUYENDO PARTIDOS DEL 1 AL 72)

### BY POSITION - POR POSICIÓN

#### OUTFIELDERS - JARDINEROS

POS	NAME	AVG	GP	PA	AB	R	H	2B	3B	HR	RBI	TB	SLG%	BB	HBP	SO	GDP	OB%	SF	SH	SB-SBA	PO	A	E	FLD%
CF	PEKER Alan Javier ARG	.500	8	20	14	9	7	2	1	1	6	14	1.000	3	1	4	0	.579	1	1	4-4	1	0	0	1.000
CF	RODRIGUEZ PENA Julio Ces MEX	.417	7	13	12	2	5	1	0	2	5	12	1.000	1	0	3	0	.462	0	0	1-1	3	0	0	1.000
CF	RODRIGUEZ ROSALES Juan C CUB	.346	8	28	26	6	9	3	0	0	3	12	.462	2	0	9	0	.393	0	0	0-0	4	1	0	1.000
CF	MIGLIAVACCA SKLADNY Teo ARG	.333	5	12	9	4	3	0	0	0	1	3	.333	1	2	3	0	.500	0	0	1-1	1	0	0	1.000
CF	ROMBLEY Danny Reginald NED	.333	8	16	15	4	5	3	1	0	3	10	.667	0	1	10	0	.375	0	0	1-1	12	1	1	0.929
CF	ENOKA Benjamin Richard NZL	.320	10	34	25	5	8	0	0	3	7	17	.680	8	0	7	0	.471	1	0	0-1	7	0	0	1.000
CF	EZEKIEL Bradley Joseph CAN	.250	9	29	24	4	6	3	0	0	4	9	.375	5	0	5	0	.379	0	0	0-0	2	0	0	1.000
CF	KUROIWA Seii JPN	.200	10	25	20	5	4	1	0	1	2	8	.400	1	2	9	1	.304	0	2	0-1	4	0	0	1.000
CF	SIMONSEN Martin Munk DEN	.188	7	19	16	4	3	0	2	1	3	10	.625	3	0	7	0	.316	0	0	0-0	3	0	0	1.000
CF	DE LANGE Cornelius Franc RSA	.176	8	21	17	1	3	2	0	0	0	5	.294	2	1	5	1	.300	0	1	0-0	13	0	0	1.000
CF	SAENZ Gilbert Lee USA	.133	8	19	15	4	2	1	0	0	2	3	.200	3	0	11	0	.278	0	1	1-1	5	1	0	1.000
CF	OJEDA CORDERO Carlos Edu VEN	.125	10	21	16	4	2	0	0	1	1	5	.313	4	1	8	0	.333	0	0	0-0	6	0	1	0.857
CF	SIMWANZA Eric BOT	.095	8	26	21	1	2	0	0	0	1	2	.095	3	2	11	0	.269	0	0	0-0	6	1	1	0.875
CF	KOPESNY Patrik CZE	.091	9	24	22	2	2	0	0	0	1	2	.091	0	2	10	0	.167	0	0	5-5	5	1	0	1.000
CF	BATHAN Denmark PHI	.071	7	17	14	1	1	0	0	0	0	1	.071	0	1	8	0	.133	0	2	1-1	3	0	0	1.000
RF	BEASHEL Callum Paul AUS	.556	6	12	9	6	5	1	0	1	2	9	1.000	1	2	1	0	.667	0	0	2-2	4	0	0	1.000
RF	PATTERSON Scott Antony AUS	.500	3	11	8	2	4	1	0	2	2	11	1.375	3	0	3	0	.636	0	0	1-1	1	0	0	1.000
RF	MALY Marek CZE	.409	10	28	22	4	9	1	0	1	3	13	.591	5	1	5	1	.536	0	0	0-0	5	0	1	0.833
RF	RATLIFF Matthew Aaron USA	.400	5	12	10	2	4	2	0	0	1	6	.600	2	0	3	0	.500	0	0	1-1	3	0	0	1.000
RF	CARRIL Santiago Nicolas ARG	.400	8	16	15	3	6	2	0	1	5	11	.733	0	0	2	2	.375	1	0	0-1	3	1	1	0.800
RF	ELLSWORTH Jeffery CAN	.333	7	15	12	3	4	0	1	0	0	6	.500	1	1	2	0	.429	0	1	4-4	8	0	0	1.000
RF	DELFINA Jefferson Prince NED	.278	8	21	18	4	5	0	0	0	3	5	.278	2	1	10	0	.381	0	0	4-4	5	0	0	1.000
RF	MAKHA Reilly Jazz Arika NZL	.231	7	19	13	4	3	0	0	1	3	6	.462	3	1	3	1	.389	1	1	0-0	8	0	0	1.000
RF	LAMOTE PRADES Reynaldo CUB	.217	8	24	23	1	5	1	0	0	0	6	.261	1	0	9	1	.250	0	0	0-0	2	1	0	1.000
RF	DAVIS JR Yusef Lateef USA	.200	7	16	15	5	3	1	0	0	0	4	.267	1	0	7	0	.250	0	0	2-2	5	0	0	1.000
RF	FOO Say Kian SGP	.200	5	11	10	0	2	0	0	0	0	2	.200	1	0	3	0	.273	0	0	0-0	2	1	0	1.000
RF	IKEDA Hiroto JPN	.200	10	31	30	4	6	1	1	0	5	9	.300	1	0	11	0	.226	0	0	3-3	4	0	0	1.000
RF	MOLOKOANE Sehlabi Calvin RSA	.182	5	13	11	0	2	0	0	0	0	2	.182	1	0	4	0	.250	0	1	0-0	4	0	0	1.000
RF	OSUNA PERAZA Alan De Jes MEX	.167	5	12	12	2	2	1	0	0	0	3	.250	0	0	4	1	.167	0	0	1-1	3	1	0	1.000
RF	CONTRERAS JIMENEZ Manuel VEN	.091	7	14	11	1	1	0	0	0	0	1	.091	2	0	5	0	.231	0	1	0-0	1	0	0	1.000
RF	BROWN Anton Schioetz DEN	.083	8	17	12	3	1	0	0	0	0	1	.083	4	0	2	0	.313	0	1	1-1	7	0	0	1.000

#### DESIGNATED PLAYER - JUGADOR DESIGNADO

POS	NAME	AVG	GP	PA	AB	R	H	2B	3B	HR	RBI	TB	SLG%	BB	HBP	SO	GDP	OB%	SF	SH	SB-SBA	PO	A	E	FLD%
DP	MATSUDA Hikaru JPN	.636	6	16	11	4	7	0	1	2	8	15	1.364	4	0	3	0	.688	1	0	0-0	0	0	0	0
DP	LAULU Wayne NZL	.350	8	25	20	5	7	2	0	0	0	9	.450	4	1	7	1	.480	0	0	1-1	0	0	0	0
DP	ROSETE TABRAUE Roger Jes CUB	.318	8	25	22	4	7	0	0	3	4	16	.727	3	0	8	0	.400	0	0	0-0	0	0	0	0
DP	THUPUDI Mogau Macmillan RSA	.308	6	13	13	4	4	2	0	2	7	12	.923	0	0	1	0	.308	0	0	0-0	0	0	0	0
DP	RATLIFF Matthew Aaron USA	.308	5	15	13	3	4	1	0	0	3	5	.385	2	0	2	2	.400	0	0	2-2	0	0	0	0
DP	BROOKS Revin Vincent NED	.300	5	11	10	2	3	0	0	1	1	6	.600	0	1	4	0	.364	0	0	1-1	0	0	0	0
DP	DURAZO DURAZO Daniel Edu MEX	.250	4	11	8	1	2	0	0	0	1	2	.250	1	2	4	0	.455	0	0	0-0	0	0	0	0
DP	JULENON Daniel Jean Ferr DEN	.250	7	20	16	2	4	1	0	0	3	5	.313	4	0	7	0	.400	0	0	0-0	0	0	0	0
DP	KLAS Mikulas CZE	.250	4	11	8	0	2	0	0	0	2	2	.250	3	0	2	2	.455	0	0	0-0	0	0	0	0
DP	SVOBODA Vaclav CZE	.182	5	13	11	1	2	1	0	0	1	3	.273	2	0	3	0	.308	0	0	0-0	0	0	0	0
DP	CARRIL Santiago Nicolas ARG	.167	4	12	12	2	2	0	1	0	2	4	.333	0	0	1	0	.167	0	0	0-0	0	0	0	0
DP	HILL Jason John CAN	.125	4	11	8	1	1	0	0	1	2	4	.500	3	0	3	0	.364	0	0	0-0	0	0	0	0
DP	TSHELAMETSE Romeo BOT	.111	8	19	18	1	2	0	1	0	2	4	.222	1	0	10	0	.158	0	0	0-0	0	0	0	0
DP	PINTO SUAREZ Luiger Orla VEN	.077	6	14	13	0	1	0	0	0	0	1	.077	1	0	5	0	.143	0	0	1-1	0	0	0	0



# TEAM'S STATS RANKING ESTADÍSTICAS POR EQUIPO

(INCLUDING GAMES 1-72 - INCLUYENDO JUEGOS DEL 1 AL 72)

## BATTING - BATEO

TEAM	AVG	G	AB	R	H	2B	3B	HR	RBI	TB	SLG%	BB	HP	SO	GDP	OB%	SF	SH	SB-ATT
Argentina	.368	10	250	72	92	9	5	14	65	153	.612	28	10	60	7	.444	5	2	17-21
Cuba	.289	8	208	30	60	9	1	5	28	86	.413	19	0	79	2	.345	2	3	2-3
Canada	.288	10	229	53	66	10	4	17	50	135	.590	30	3	49	1	.375	2	2	6-6
Australia	.286	10	234	52	67	11	2	14	43	124	.530	42	10	49	4	.410	4	5	7-7
United States	.273	10	238	53	65	15	3	5	46	101	.424	35	5	78	6	.376	1	1	11-11
New Zealand	.264	10	231	51	61	6	4	10	43	105	.455	46	5	73	5	.392	4	5	3-6
Japan	.262	10	244	44	64	7	3	9	39	104	.426	42	10	78	4	.391	1	4	8-10
Mexico	.250	8	188	35	47	4	1	11	32	86	.457	15	6	67	2	.325	0	0	5-6
Venezuela	.250	10	224	40	56	11	2	7	35	92	.411	29	7	80	2	.350	3	4	8-11
Netherlands	.217	8	161	27	35	6	2	1	22	48	.298	10	4	79	1	.282	-1	3	8-8
Denmark	.205	8	161	30	33	1	3	5	27	55	.342	30	4	56	0	.342	1	8	7-9
South Africa	.181	8	166	15	30	8	0	4	10	50	.301	13	2	69	1	.249	0	9	4-4
Czech Republic	.178	10	241	21	43	5	1	3	17	59	.245	23	4	100	3	.261	0	3	8-9
Singapore	.157	8	153	11	24	1	2	2	10	35	.229	12	1	72	1	.222	1	4	4-6
Botswana	.156	8	180	15	28	3	1	1	11	36	.200	19	5	96	2	.255	0	0	1-4
Philippines	.136	8	147	8	20	2	1	3	8	33	.224	8	3	73	0	.196	0	7	2-4
<b>TOTALS</b>	<b>.243</b>	<b>72</b>	<b>3255</b>	<b>557</b>	<b>791</b>	<b>108</b>	<b>35</b>	<b>111</b>	<b>4861</b>	<b>1302</b>	<b>.400</b>	<b>401</b>	<b>7911</b>	<b>158</b>	<b>41</b>	<b>.338</b>	<b>23</b>	<b>60</b>	<b>101-125</b>

## PITCHING - PITCHEO

TEAM	ERA	W-L	SV	IP	GS	CG	SHO	H	R	ER	BB	SO	2B	3B	HR	AB	B/Avg	WP	HP	IP	SHA	SFA
Japan	1.10	9-1	2	70.0	10	2	0	33	13	11	20	104	4	1	2	239	.138	3	7	1	1	0
Canada	1.61	9-1	1	61.0	10	3	0	34	15	14	24	110	3	2	6	208	.163	11	2	2	6	0
Argentina	1.92	9-1	1	62.0	10	3	1	35	20	17	28	101	6	0	2	211	.166	5	4	0	3	1
Australia	2.30	7-3	1	64.0	10	2	0	38	29	21	17	111	5	1	6	229	.166	5	3	0	2	1
Cuba	2.24	3-5	2	50.0	8	1	0	48	19	16	22	59	3	1	6	186	.258	1	2	3	3	0
New Zealand	2.61	5-5	1	61.2	10	5	3	47	24	23	25	100	4	1	5	225	.209	6	11	0	2	1
Venezuela	2.80	5-5	0	60.0	10	3	3	42	26	24	33	63	7	4	3	210	.200	9	9	2	5	1
Botswana	3.84	2-6	1	51.0	8	1	0	43	37	28	24	90	11	2	5	196	.219	23	6	1	1	2
United States	3.85	7-3	2	60.0	10	2	0	56	36	33	30	66	8	3	9	224	.250	8	8	0	5	3
Czech Republic	3.94	3-7	0	64.0	10	2	0	72	43	36	26	71	8	5	10	253	.285	11	6	0	6	2
Denmark	4.11	4-4	0	46.0	8	5	2	43	29	27	18	72	6	2	8	175	.246	4	3	0	4	1
Mexico	4.26	4-4	1	46.0	8	3	1	50	32	28	38	50	5	1	5	168	.298	12	6	4	7	3
South Africa	7.16	1-7	0	44.0	8	2	1	62	48	45	21	45	12	3	10	191	.325	15	3	0	3	3
Netherlands	8.12	2-6	0	39.2	8	1	1	58	53	46	27	28	11	3	7	168	.345	19	2	0	5	4
Singapore	8.74	2-6	0	41.2	8	0	0	57	59	52	30	48	7	2	13	179	.318	19	4	0	5	0
Philippines	10.76	0-8	0	40.1	8	2	0	73	74	62	18	40	8	4	14	193	.378	16	3	0	2	2
<b>TOTALS</b>	<b>3.93</b>	<b>72-72</b>	<b>12</b>	<b>861.1</b>	<b>1144</b>	<b>37</b>	<b>12</b>	<b>791</b>	<b>557</b>	<b>483</b>	<b>4011</b>	<b>1158</b>	<b>108</b>	<b>35111</b>	<b>3255</b>	<b>.243</b>	<b>167</b>	<b>79</b>	<b>13</b>	<b>60</b>	<b>24</b>	

## DEFENSE - DEFENSA

TEAM	C	PO	A	E	DP	FLD%	CSB	SBA	SBA%	CI	PB
Argentina	241	186	51	4	3	.983	3	1	.250	0	1
Cuba	235	150	80	5	8	.979	4	4	.500	0	0
Canada	233	183	45	5	2	.979	2	6	.750	0	1
Australia	251	192	49	10	2	.960	1	6	.857	0	1
United States	248	180	64	4	4	.984	1	5	.833	0	3
New Zealand	238	185	47	6	4	.975	1	10	.909	1	2
Japan	285	210	71	4	2	.986	3	1	.250	1	1
Mexico	200	138	58	4	6	.980	1	4	.800	0	2
Venezuela	262	180	75	7	9	.973	0	2	1.000	0	2
Netherlands	174	119	49	6	3	.966	0	5	1.000	0	1
Denmark	170	138	30	2	2	.988	0	14	1.000	0	0
South Africa	184	132	41	11	1	.940	0	10	1.000	0	1
Czech Republic	285	192	83	10	6	.965	4	5	.556	0	2
Singapore	176	125	41	10	1	.943	1	6	.857	0	2
Botswana	197	154	33	10	2	.949	1	17	.944	0	6
Philippines	194	121	63	10	2	.948	1	5	.833	0	5
<b>TOTALS</b>	<b>3573</b>	<b>2585</b>	<b>880</b>	<b>108</b>	<b>57</b>	<b>.970</b>	<b>23</b>	<b>101</b>	<b>.815</b>	<b>2</b>	<b>30</b>



## TEAM'S STATS - ESTADÍSTICAS DE EQUIPO (INCLUDING GAMES 1-72 - INCLUYENDO JUEGOS DEL 1 AL 72)



# ARGENTINA

# ARG

Record: Tournament: 9-1 / Opening Round: 6-1 / : 1-0 / Medal Round: 2-0

(All Games, Sorted by Batting Avg)

#	PLAYER	AVG	GP-GS	AB	R	H	2B	3B	HR	RBI	TB	SLG%	BB	HP	SO	GDP	OB%	SF	SH	SB-ATT
42	SCIALACOMO Gian Ma	.700	9-3	10	7	7	0	0	0	1	7	.700	2	0	1	0	.750	0	0	3-3
59	PEKER Alan Javier	.478	10-9	23	12	11	2	1	1	7	18	.783	3	1	7	0	.536	1	1	8-9
17	MONTERO Mariano Al	.464	10-10	28	8	13	1	1	2	11	22	.786	2	1	6	0	.516	0	0	2-3
27	GODOY Manuel Ignac	.455	9-6	22	3	10	1	0	1	6	14	.636	2	0	4	0	.500	0	0	1-1
28	MOTRONI Bruno	.435	9-9	23	6	10	2	0	2	8	18	.783	4	1	4	1	.517	1	1	2-2
6	ZARA Juan Cruz	.429	9-2	14	3	6	0	0	1	5	9	.643	1	0	5	0	.467	0	0	0-0
82	GODOY Gustavo Osca	.368	10-10	19	8	7	1	0	2	5	14	.737	1	3	5	2	.458	1	0	1-1
13	CARRIL Santiago Ni	.310	9-9	29	5	9	2	1	1	7	16	.552	0	0	3	2	.300	1	0	0-1
9	MIGLIAVACCA SKLADN	.286	9-9	21	5	6	0	0	1	4	9	.429	3	2	8	0	.423	0	0	0-0
24	MALARCZUK Juan Lad	.231	9-3	13	4	3	0	1	0	4	5	.385	1	1	4	0	.313	1	0	0-0
19	OJEDA Gonzalo Augu	.231	8-7	13	3	3	0	1	0	2	5	.385	5	1	4	2	.474	0	0	0-0
11	EDER Federico Alej	.217	10-10	23	6	5	0	0	2	4	11	.478	4	0	6	0	.333	0	0	0-1
8	OLHEISER Federico	.200	5-3	10	2	2	0	0	1	1	5	.500	0	0	3	0	.200	0	0	0-0
4	MATA CARABAJAL Hue	.000	8-2	2	0	0	0	0	0	0	0	.000	0	0	0	0	.000	0	0	0-0
Totals		.368		250	72	92	9	5	14	65	153	.612	28	10	60	7	.444	5	2	17-21
Opponents		.166		211	20	35	6	0	2	16	47	.223	28	4	101	1	.275	1	3	1-4

(All Games, Sorted by Earned Run Avg)

#	PLAYER	ERA	W-L	SV	IP	G	GS	CG	SHO	H	R	ER	BB	SO	2B	3B	HR	AB	B/Avg	WP	HP	IP	SHA	SFA
34	POTOLICCHIO Juan A	0.00	2-0	1	13.1	4	3	0	0	6	0	0	4	20	1	0	0	45	.133	2	0	0	1	0
4	MATA CARABAJAL Hue	1.48	4-0	0	28.1	6	2	2	1	15	7	6	14	49	4	0	0	94	.160	2	3	0	1	1
77	MIGLIAVACCA SKLADN	2.47	0-0	0	5.2	4	0	0	0	4	2	2	3	10	0	0	1	21	.190	1	0	0	0	0
70	GODOY HERBEL Roman	4.30	3-1	0	14.2	5	5	1	0	10	11	9	7	22	1	0	1	51	.196	0	1	0	1	0
Totals		1.92	9-1	1	62.0	10	10	3	1	35	20	17	28	101	6	0	2	211	.166	5	4	0	3	1
Opponents		8.09	1-9	0	58.0	10	10	0	0	92	72	67	28	60	9	5	14	250	.368	7	10	2	2	5

(All Games, Sorted by Fielding Pct)

#	PLAYER	C	PO	A	E	DP	FLD%	CSB	SBA	SBA%	CI	PB
9	MIGLIAVACCA SKLADN	27	26	1	0	1	1.000	1	1	.500	0	1
11	EDER Federico Alej	21	13	8	0	1	1.000	0	0	0	0	0
8	OLHEISER Federico	12	11	1	0	0	1.000	0	0	0	0	0
6	ZARA Juan Cruz	11	11	0	0	0	1.000	0	0	0	0	0
19	OJEDA Gonzalo Augu	9	5	4	0	0	1.000	0	0	0	0	0
24	MALARCZUK Juan Lad	7	2	5	0	1	1.000	0	0	0	0	0
42	SCIALACOMO Gian Ma	7	2	5	0	0	1.000	0	0	0	0	0
70	GODOY HERBEL Roman	6	0	6	0	0	1.000	0	0	0	0	0
17	MONTERO Mariano Al	6	5	1	0	0	1.000	0	0	0	0	0
59	PEKER Alan Javier	5	5	0	0	0	1.000	0	0	0	0	0
4	MATA CARABAJAL Hue	4	0	4	0	0	1.000	0	0	0	0	0
77	MIGLIAVACCA SKLADN	2	0	2	0	0	1.000	0	0	0	0	0
34	POTOLICCHIO Juan A	1	1	0	0	0	1.000	0	0	0	0	0
28	MOTRONI Bruno	78	73	4	1	0	.987	2	0	.000	0	0
27	GODOY Manuel Ignac	30	27	2	1	1	.967	0	0	0	0	0
82	GODOY Gustavo Osca	10	2	7	1	1	.900	0	0	0	0	0
13	CARRIL Santiago Ni	5	3	1	1	1	.800	0	0	0	0	0
Totals		241	186	51	4	3	.983	3	1	.250	0	1
Opponents		249	174	64	11	9	.956	4	17	.810	0	4



# TEAM'S STATS - ESTADÍSTICAS DE EQUIPO

(INCLUDING GAMES 1-72 - INCLUYENDO JUEGOS DEL 1 AL 72)



## AUSTRALIA

## AUS

Record: Tournament: 7-3 / Opening Round: 6-1 / : 0-2 / Medal Round: 1-0

(All Games, Sorted by Batting Avg)

#	PLAYER	AVG	GP-GS	AB	R	H	2B	3B	HR	RBI	TB	SLG%	BB	HP	SO	GDP	OB%	SF	SH	SB-ATT
12	BEASHEL Callum Pau	.471	9-7	17	7	8	1	0	2	6	15	.882	1	2	2	0	.524	1	0	2-2
19	PATTERSON Scott An	.444	8-6	18	4	8	2	0	3	5	19	1.056	3	1	4	0	.545	0	0	1-1
23	KIRKPATRICK Andrew	.400	9-9	25	3	10	2	1	2	6	20	.800	4	1	5	2	.500	0	0	0-0
35	O'LEARY Liam Hauka	.375	9-6	16	3	6	2	0	1	1	11	.688	6	0	3	0	.545	0	0	0-0
27	SHAILLES Nicholas P	.320	9-9	25	5	8	1	1	0	4	11	.440	5	0	0	1	.433	0	1	0-0
4	WHITE Joshua Xavie	.263	9-7	19	4	5	0	0	2	5	11	.579	2	1	2	0	.364	0	0	0-0
14	MATHEWS Hayden And	.250	8-8	20	6	5	0	0	3	4	14	.700	1	2	7	0	.348	0	0	1-1
16	NORTON Nicholas Lu	.231	8-6	13	1	3	0	0	0	2	3	.231	4	1	2	0	.421	1	0	0-0
22	WRIGHT Jett Kelsay	.214	9-6	14	4	3	1	0	1	3	7	.500	3	1	4	0	.389	0	1	1-1
7	O'BYRNE Brendon Th	.211	9-8	19	5	4	1	0	0	4	5	.263	5	0	5	0	.360	1	3	2-2
65	SINCLAIR Ryan Walt	.200	10-5	10	5	2	1	0	0	1	3	.300	5	0	4	0	.467	0	0	0-0
99	TODHUNTER James Ca	.182	9-8	22	3	4	0	0	0	2	4	.182	3	0	6	1	.269	1	0	0-0
66	PURCELL James Dani	.091	6-2	11	1	1	0	0	0	0	1	.91	0	0	3	0	.091	0	0	0-0
21	MCGOVERN Joshua Fr	.000	8-4	5	1	0	0	0	0	0	0	.000	0	1	2	0	.167	0	0	0-0
Totals		.286		234	52	67	11	2	14	43	124	.530	42	10	49	4	.410	4	5	7-7
Opponents		.166		229	29	38	5	1	6	23	63	.275	17	3	111	2	.232	1	2	6-7

(All Games, Sorted by Earned Run Avg)

#	PLAYER	ERA	W-L	SV	IP	G	GS	CG	SHO	H	R	ER	BB	SO	2B	3B	HR	AB	B/Avg	WP	HP	IP	SHA	SFA
3	REID Layton James	1.40	3-0	0	10.0	3	2	0	0	5	3	2	4	21	0	0	0	34	.147	0	0	0	1	0
23	KIRKPATRICK Andrew	1.56	3-1	0	18.0	5	2	1	0	10	5	4	0	22	2	1	0	65	.154	0	0	0	0	0
89	PETERS Harrison Li	2.55	0-0	0	11.0	5	2	0	0	6	9	4	4	19	1	0	1	40	.150	3	2	0	0	0
13	FOLKARD Adam Peter	3.08	1-2	1	25.0	6	4	1	0	17	12	11	9	49	2	0	5	90	.189	2	1	0	1	1
Totals		2.30	7-3	1	64.0	10	10	2	0	38	29	21	17	111	5	1	6	229	.166	5	3	0	2	1
Opponents		5.39	3-7	1	61.0	10	10	1	0	67	52	47	42	49	11	2	14	234	.286	15	10	0	5	4

(All Games, Sorted by Fielding Pct)

#	PLAYER	C	PO	A	E	DP	FLD%	CSB	SBA	SBA%	CI	PB
66	PURCELL James Dani	30	30	0	0	0	1.000	0	1	1.000	0	0
27	SHAILLES Nicholas P	20	10	10	0	1	1.000	0	0	0	0	0
7	O'BYRNE Brendon Th	19	10	9	0	2	1.000	0	0	0	0	0
22	WRIGHT Jett Kelsay	8	1	7	0	0	1.000	0	0	0	0	0
89	PETERS Harrison Li	4	0	4	0	0	1.000	0	0	0	0	0
14	MATHEWS Hayden And	3	3	0	0	0	1.000	0	0	0	0	0
3	REID Layton James	3	0	3	0	0	1.000	0	0	0	0	0
13	FOLKARD Adam Peter	2	0	2	0	0	1.000	0	0	0	0	0
19	PATTERSON Scott An	2	2	0	0	0	1.000	0	0	0	0	0
21	MCGOVERN Joshua Fr	40	38	1	1	0	.975	1	3	.750	0	0
16	NORTON Nicholas Lu	48	42	4	2	0	.958	0	2	1.000	0	1
23	KIRKPATRICK Andrew	19	13	5	1	1	.947	0	0	0	0	0
4	WHITE Joshua Xavie	13	11	1	1	0	.923	0	0	0	0	0
99	TODHUNTER James Ca	25	21	2	2	1	.920	0	0	0	0	0
65	SINCLAIR Ryan Walt	7	5	1	1	0	.857	0	0	0	0	0
12	BEASHEL Callum Pau	7	6	0	1	0	.857	0	0	0	0	0
35	O'LEARY Liam Hauka	1	0	0	1	0	.000	0	0	0	0	0
Totals		251	192	49	10	2	.960	1	6	.857	0	1
Opponents		263	183	74	6	4	.977	0	7	1.000	0	2



# TEAM'S STATS - ESTADÍSTICAS DE EQUIPO

(INCLUDING GAMES 1-72 - INCLUYENDO JUEGOS DEL 1 AL 72)



## BOTSWANA

## BOT

Record: Tournament: 2-6 / Opening Round: 2-5 / : 0-1

(All Games, Sorted by Batting Avg)

#	PLAYER	AVG	GP-GS	AB	R	H	2B	3B	HR	RBI	TB	SLG%	BB	HP	SO	GDP	OB%	SF	SH	SB-ATT
18	MANAKA Jurry	.333	8-6	18	1	6	0	0	0	0	6	.333	2	0	10	1	.400	0	0	0-0
12	DITIRO Tshepho	.333	5-5	6	1	2	0	0	0	0	2	.333	1	0	3	0	.429	0	0	0-0
19	MOGALE Kagiso Joha	.333	7-4	3	0	1	0	0	0	0	1	.333	0	0	2	0	.333	0	0	0-1
8	MATLHO Kabo Tshepa	.250	6-5	12	0	3	0	0	0	2	3	.250	1	1	5	0	.357	0	0	0-1
11	MAZULUGWA Tiro	.150	8-8	20	3	3	0	0	1	1	6	.300	3	1	9	0	.292	0	0	1-1
10	RADITHOBANE Thabis	.150	7-7	20	0	3	2	0	0	1	5	.250	2	0	7	1	.227	0	0	0-0
17	DHLODHLO Thabo	.143	8-7	14	2	2	0	0	0	0	2	.143	3	0	8	0	.294	0	0	0-0
15	SIMWANZA Eric	.136	8-8	22	1	3	0	0	0	2	3	.136	3	2	11	0	.296	0	0	0-0
9	DEKOKER Brian Thab	.111	8-7	18	2	2	1	0	0	1	3	.167	1	0	12	0	.158	0	0	0-1
13	TSHELAMETSE Romeo	.105	8-8	19	2	2	0	1	0	2	4	.211	1	0	10	0	.150	0	0	0-0
3	MOALOSI Morulagany	.071	7-7	14	2	1	0	0	0	1	1	.71	0	0	9	0	.071	0	0	0-0
6	SAMUEL Kunyalala	.000	5-2	1	0	0	0	0	0	0	0	.000	0	0	1	0	.000	0	0	0-0
1	KETSHOGILE Ofentse	.000	7-3	6	1	0	0	0	0	0	0	.000	1	0	5	0	.143	0	0	0-0
5	GUDU Unaswi Pako	.000	5-1	6	0	0	0	0	0	1	0	.000	1	1	3	0	.250	0	0	0-0
16	MOTSHOLATHEBE Kara	.000	4-1	1	0	0	0	0	0	0	0	.000	0	0	1	0	.000	0	0	0-0
Totals		.156		180	15	28	3	1	1	11	36	.200	19	5	96	2	.255	0	0	1-4
Opponents		.219		196	37	43	11	2	5	29	73	.372	24	6	90	2	.322	1	1	17-18

(All Games, Sorted by Earned Run Avg)

#	PLAYER	ERA	W-L	SV	IP	G	GS	CG	SHO	H	R	ER	BB	SO	2B	3B	HR	AB	B/Avg	WP	HP	IP	SHA	SFA
13	TSHELAMETSE Romeo	0.00	0-0	0	2.0	2	0	0	0	0	0	0	0	2	0	0	0	6	.000	2	0	0	0	0
16	MOTSHOLATHEBE Kara	2.15	0-1	0	13.0	4	1	0	0	9	6	4	4	24	4	0	0	48	.188	3	1	0	0	0
19	MOGALE Kagiso Joha	3.61	2-3	0	21.1	6	4	1	0	16	17	11	11	42	3	1	3	82	.195	9	1	0	0	1
6	SAMUEL Kunyalala	3.94	0-2	1	10.2	4	2	0	0	10	6	6	4	17	3	0	2	41	.244	5	3	1	0	0
14	MADZULUGWA Pamidza	9.00	0-0	0	2.1	2	0	0	0	4	3	3	1	2	0	0	0	10	.400	1	1	0	0	1
2	PUARAA Gideon	16.80	0-0	0	1.2	3	1	0	0	4	5	4	4	3	1	1	0	9	.444	3	0	0	1	0
Totals		3.84	2-6	1	51.0	8	8	1	0	43	37	28	24	90	11	2	5	196	.219	23	6	1	1	2
Opponents		1.19	6-2	3	53.0	8	8	1	1	28	15	9	19	96	3	1	1	180	.156	8	5	0	0	0

(All Games, Sorted by Fielding Pct)

#	PLAYER	C	PO	A	E	DP	FLD%	CSB	SBA	SBA%	CI	PB
3	MOALOSI Morulagany	29	23	6	0	0	1.000	0	3	1.000	0	0
8	MATLHO Kabo Tshepa	8	4	4	0	0	1.000	0	0	0	0	0
17	DHLODHLO Thabo	4	4	0	0	0	1.000	0	0	0	0	0
16	MOTSHOLATHEBE Kara	3	0	3	0	0	1.000	0	0	0	0	0
19	MOGALE Kagiso Joha	2	2	0	0	0	1.000	0	0	0	0	0
6	SAMUEL Kunyalala	1	0	1	0	0	1.000	0	0	0	0	0
10	RADITHOBANE Thabis	68	65	2	1	0	.985	1	7	.875	0	4
11	MAZULUGWA Tiro	28	26	1	1	2	.964	0	0	0	0	0
9	DEKOKER Brian Thab	16	8	7	1	0	.938	0	0	0	0	0
18	MANAKA Jurry	13	8	4	1	1	.923	0	0	0	0	0
15	SIMWANZA Eric	13	7	4	2	1	.846	0	0	0	0	0
5	GUDU Unaswi Pako	6	5	0	1	0	.833	0	7	1.000	0	2
1	KETSHOGILE Ofentse	3	1	1	1	0	.667	0	0	0	0	0
12	DITIRO Tshepho	2	1	0	1	0	.500	0	0	0	0	0
2	PUARAA Gideon	1	0	0	1	0	.000	0	0	0	0	0
Totals		197	154	33	10	2	.949	1	17	.944	0	6
Opponents		209	159	46	4	5	.981	3	1	.250	0	2



# TEAM'S STATS - ESTADÍSTICAS DE EQUIPO

(INCLUDING GAMES 1-72 - INCLUYENDO JUEGOS DEL 1 AL 72)



# CANADA



Record: Tournament: 9-1 / Opening Round: 7-0 / : 1-0 / Medal Round: 1-1

(All Games, Sorted by Batting Avg)

#	PLAYER	AVG	GP-GS	AB	R	H	2B	3B	HR	RBI	TB	SLG%	BB	HP	SO	GDP	OB%	SF	SH	SB-ATT
13	ABREY Bryan Michae	.545	7-4	11	8	6	0	0	4	6	18	1.636	4	0	2	0	.667	0	0	0-0
2	WALUSHKA Kristophe	.381	10-8	21	4	8	1	0	0	1	9	.429	0	0	6	0	.381	0	1	0-0
14	BURNS Patrick Jame	.364	7-6	11	3	4	1	0	1	2	8	.727	1	0	3	0	.417	0	0	0-0
15	ROY Mathieu	.346	10-9	26	9	9	1	1	1	2	15	.577	4	0	5	0	.433	0	0	1-1
7	HUNTER Blake Evere	.333	8-6	18	4	6	2	0	2	6	14	.778	1	1	0	0	.400	0	0	0-0
33	MULLALEY Stephen A	.318	9-9	22	5	7	1	1	4	9	22	1.000	3	0	2	0	.385	1	0	0-0
19	ELLSWORTH Jeffery	.294	8-7	17	3	5	0	1	0	0	7	.412	1	1	4	0	.368	0	1	5-5
91	BOLAND Shane James	.286	7-7	14	1	4	0	0	1	4	7	.500	1	1	5	0	.375	0	0	0-0
22	EZEKIEL Bradley Jo	.250	9-9	24	4	6	3	0	0	4	9	.375	5	0	5	0	.379	0	0	0-0
29	MAYSON Derek Ross	.235	9-7	17	5	4	0	0	2	7	10	.588	6	0	3	1	.435	0	0	0-0
93	EZEKIEL Kyle Micha	.222	4-4	9	1	2	0	0	0	1	2	.222	0	0	1	0	.200	1	0	0-0
6	PAULI Tyler	.182	9-5	11	5	2	0	1	1	5	7	.636	1	0	3	0	.250	0	0	0-0
51	BOLAND Ryan David	.167	6-6	12	0	2	1	0	0	1	3	.250	0	0	5	0	.167	0	0	0-0
10	HILL Jason John	.063	9-5	16	1	1	0	0	1	2	4	.250	3	0	5	0	.211	0	0	0-0
Totals		.288		229	53	66	10	4	17	50	135	.590	30	3	49	1	.375	2	2	6-6
Opponents		.163		208	15	34	3	2	6	13	59	.284	24	2	110	1	.256	0	6	6-8

(All Games, Sorted by Earned Run Avg)

#	PLAYER	ERA	W-L	SV	IP	G	GS	CG	SHO	H	R	ER	BB	SO	2B	3B	HR	AB	B/Avg	WP	HP	IP	SHA	SFA
14	BURNS Patrick Jame	0.89	2-0	0	15.2	5	2	1	0	6	2	2	6	25	0	1	2	51	.118	3	0	0	1	0
44	CLEARY Sean	0.89	4-0	0	23.2	5	4	1	0	12	3	3	10	40	0	1	1	78	.154	3	1	1	3	0
20	LIEPH Scott Alexan	2.63	0-0	1	5.1	3	1	0	0	5	3	2	4	12	1	0	1	21	.238	1	0	1	1	0
12	MCCULLOUGH Devon J	3.00	3-1	0	16.1	5	3	1	0	11	7	7	4	33	2	0	2	58	.190	4	1	0	1	0
Totals		1.61	9-1	1	61.0	10	10	3	0	34	15	14	24	110	3	2	6	208	.163	11	2	2	6	0
Opponents		6.36	1-9	0	55.0	10	10	1	1	66	53	50	30	49	10	4	17	229	.288	19	3	2	2	2

(All Games, Sorted by Fielding Pct)

#	PLAYER	C	PO	A	E	DP	FLD%	CSB	SBA	SBA%	CI	PB
51	BOLAND Ryan David	64	62	2	0	0	1.000	1	3	.750	0	1
13	ABREY Bryan Michae	43	39	4	0	0	1.000	1	3	.750	0	0
33	MULLALEY Stephen A	39	37	2	0	1	1.000	0	0	0	0	0
29	MAYSON Derek Ross	9	5	4	0	0	1.000	0	0	0	0	0
19	ELLSWORTH Jeffery	8	8	0	0	0	1.000	0	0	0	0	0
44	CLEARY Sean	4	1	3	0	0	1.000	0	0	0	0	0
14	BURNS Patrick Jame	3	0	3	0	0	1.000	0	0	0	0	0
22	EZEKIEL Bradley Jo	2	2	0	0	0	1.000	0	0	0	0	0
93	EZEKIEL Kyle Micha	2	2	0	0	0	1.000	0	0	0	0	0
12	MCCULLOUGH Devon J	2	0	2	0	0	1.000	0	0	0	0	0
10	HILL Jason John	1	1	0	0	0	1.000	0	0	0	0	0
20	LIEPH Scott Alexan	1	0	1	0	0	1.000	0	0	0	0	0
15	ROY Mathieu	1	1	0	0	0	1.000	0	0	0	0	0
2	WALUSHKA Kristophe	23	16	6	1	1	.957	0	0	0	0	0
6	PAULI Tyler	13	5	7	1	1	.923	0	0	0	0	0
91	BOLAND Shane James	12	2	8	2	1	.833	0	0	0	0	0
7	HUNTER Blake Evere	6	2	3	1	0	.833	0	0	0	0	0
Totals		233	183	45	5	2	.979	2	6	.750	0	1
Opponents		225	165	48	12	3	.947	0	6	1.000	0	1



## TEAM'S STATS - ESTADÍSTICAS DE EQUIPO (INCLUDING GAMES 1-72 - INCLUYENDO JUEGOS DEL 1 AL 72)



# CUBA

# CUB

Record: Tournament: 3-5 / Opening Round: 3-4 / : 0-1

(All Games, Sorted by Batting Avg)

#	PLAYER	AVG	GP-GS	AB	R	H	2B	3B	HR	RBI	TB	SLG%	BB	HP	SO	GDP	OB%	SF	SH	SB-ATT
1	RODRIGUEZ VINENT Y	.440	8-8	25	2	11	1	0	0	9	12	.480	1	0	5	0	.429	2	0	0-0
23	CASTILLO BLAIR Hec	.400	7-0	5	2	2	0	0	0	0	2	.400	1	0	1	0	.500	0	0	0-0
14	VERA MESA Reinier	.385	8-8	26	3	10	0	0	1	7	13	.500	1	0	8	0	.407	0	0	0-1
8	RODRIGUEZ ROSALES	.346	8-8	26	6	9	3	0	0	3	12	.462	2	0	9	0	.393	0	0	0-0
22	RODRIGUEZ CASTELLA	.333	8-8	24	8	8	2	1	0	1	12	.500	4	0	11	0	.429	0	1	1-1
6	ROSETE TABRAUE Rog	.318	8-8	22	4	7	0	0	3	4	16	.727	3	0	8	0	.400	0	0	0-0
17	LAMOTE PRADES Reyn	.217	8-8	23	1	5	1	0	0	0	6	.261	1	0	9	1	.250	0	0	0-0
13	RAMOS SUAREZ Yuris	.200	7-6	15	2	3	2	0	1	3	8	.533	1	0	9	1	.250	0	1	0-0
2	PEREZ PEREZ Osvald	.167	4-2	6	0	1	0	0	0	0	1	.167	0	0	4	0	.167	0	0	0-0
15	RIOS FABARS Juan Y	.136	8-8	22	0	3	0	0	0	1	3	.136	1	0	7	0	.174	0	1	0-0
19	DOMINGUEZ ROBLES L	.091	8-8	11	2	1	0	0	0	0	1	.91	4	0	6	0	.333	0	0	1-1
53	REYNA LOPEZ Andres	.000	3-0	2	0	0	0	0	0	0	0	.000	0	0	1	0	.000	0	0	0-0
20	SANCHEZ ROSALES Wi	.000	2-0	1	0	0	0	0	0	0	0	.000	0	0	1	0	.000	0	0	0-0
Totals		.288		208	30	60	9	1	5	28	86	.413	19	0	79	2	.345	2	3	2-3
Opponents		.258		186	19	48	3	1	6	19	71	.382	22	2	59	5	.343	0	3	4-8

(All Games, Sorted by Earned Run Avg)

#	PLAYER	ERA	W-L	SV	IP	G	GS	CG	SHO	H	R	ER	BB	SO	2B	3B	HR	AB	B/Avg	WP	HP	IP	SHA	SFA
18	PLUTIN QUINTERO Gu	1.43	0-1	1	14.2	6	1	1	0	9	3	3	7	15	1	0	1	49	.184	1	1	0	0	0
4	ROMAN GONZALEZ Ala	1.65	2-1	0	17.0	6	4	0	0	18	6	4	6	19	1	0	1	65	.277	0	1	3	1	0
77	HERNANDEZ MORENO A	3.60	1-1	1	11.2	4	2	0	0	11	6	6	8	18	1	1	2	44	.250	0	0	0	1	0
21	LOPEZ MARTINEZ Ala	4.20	0-2	0	6.2	3	1	0	0	10	4	4	1	7	0	0	2	28	.357	0	0	0	1	0
Totals		2.24	3-5	2	50.0	8	8	1	0	48	19	16	22	59	3	1	6	186	.258	1	2	3	3	0
Opponents		3.77	5-3	2	52.0	8	8	2	1	60	30	28	19	79	9	1	5	208	.288	12	0	0	3	2

(All Games, Sorted by Fielding Pct)

#	PLAYER	C	PO	A	E	DP	FLD%	CSB	SBA	SBA%	CI	PB
14	VERA MESA Reinier	68	59	9	0	1	1.000	4	4	.500	0	0
15	RIOS FABARS Juan Y	53	52	1	0	7	1.000	0	0	0	0	0
13	RAMOS SUAREZ Yuris	13	3	10	0	2	1.000	0	0	0	0	0
18	PLUTIN QUINTERO Gu	6	1	5	0	1	1.000	0	0	0	0	0
8	RODRIGUEZ ROSALES	4	4	0	0	0	1.000	0	0	0	0	0
77	HERNANDEZ MORENO A	4	0	4	0	0	1.000	0	0	0	0	0
53	REYNA LOPEZ Andres	3	3	0	0	0	1.000	0	0	0	0	0
22	RODRIGUEZ CASTELLA	3	3	0	0	0	1.000	0	0	0	0	0
17	LAMOTE PRADES Reyn	3	2	1	0	1	1.000	0	0	0	0	0
2	PEREZ PEREZ Osvald	2	1	1	0	0	1.000	0	0	0	0	0
21	LOPEZ MARTINEZ Ala	1	0	1	0	1	1.000	0	0	0	0	0
20	SANCHEZ ROSALES Wi	1	0	1	0	1	1.000	0	0	0	0	0
1	RODRIGUEZ VINENT Y	42	17	23	2	6	.952	0	0	0	0	0
19	DOMINGUEZ ROBLES L	28	5	21	2	1	.929	0	0	0	0	0
4	ROMAN GONZALEZ Ala	4	0	3	1	0	.750	0	0	0	0	0
Totals		235	150	80	5	8	.979	4	4	.500	0	0
Opponents		212	156	51	5	3	.976	1	2	.667	0	1





## TEAM'S STATS - ESTADÍSTICAS DE EQUIPO (INCLUDING GAMES 1-72 - INCLUYENDO JUEGOS DEL 1 AL 72)



# CZECH REPUBLIC

# CZE

Record: Tournament: 3-7 / Opening Round: 3-4 / : 0-2 / Medal Round: 0-1

(All Games, Sorted by Batting Avg)

#	PLAYER	AVG	GP-GS	AB	R	H	2B	3B	HR	RBI	TB	SLG%	BB	HP	SO	GDP	OB%	SF	SH	SB-ATT
18	MALY Marek	.375	10-10	24	4	9	1	0	1	4	13	.542	5	1	7	1	.500	0	0	0-0
99	SVOBODA Vaclav	.281	10-10	32	5	9	2	1	1	2	16	.500	3	0	7	0	.343	0	0	0-0
96	KLAS Mikulas	.235	7-7	17	0	4	0	0	0	2	4	.235	4	0	4	2	.381	0	0	0-0
32	KOLSCH Michal	.217	8-8	23	0	5	1	0	0	4	6	.261	0	0	11	0	.217	0	0	1-2
11	KORSAK JiSi	.200	5-4	10	2	2	0	0	0	0	2	.200	1	0	6	0	.273	0	1	0-0
4	MERTL David	.154	10-10	26	3	4	0	0	0	1	4	.154	5	0	13	0	.290	0	1	2-2
22	VACHA Petr	.154	6-5	13	0	2	0	0	0	1	2	.154	0	0	7	0	.154	0	0	1-1
56	KASAL Matous	.125	4-3	8	2	1	1	0	0	0	2	.250	1	0	2	0	.222	0	0	0-0
77	KOPESNY Patrik	.091	8-8	22	1	2	0	0	0	1	2	.91	0	2	10	0	.167	0	0	4-4
28	KOLKUS Patrik	.083	10-9	24	3	2	0	0	0	0	2	.83	4	1	12	0	.241	0	0	0-0
2	PETR Tomas	.083	10-9	24	0	2	0	0	0	0	2	.83	0	0	11	0	.083	0	1	0-0
78	NEZBEDA JiSi	.071	7-5	14	1	1	0	0	1	2	4	.286	0	0	9	0	.071	0	0	0-0
6	FIALA Lukas	.000	2-2	4	0	0	0	0	0	0	0	.000	0	0	1	0	.000	0	0	0-0
Totals		.178		241	21	43	5	1	3	17	59	.245	23	4	100	3	.261	0	3	8-9
Opponents		.285		253	43	72	8	5	10	40	120	.474	26	6	71	3	.362	2	6	5-10

(All Games, Sorted by Earned Run Avg)

#	PLAYER	ERA	W-L	SV	IP	G	GS	CG	SHO	H	R	ER	BB	SO	2B	3B	HR	AB	B/Avg	WP	HP	IP	SHA	SFA
30	MACH JonaS	3.50	0-0	0	2.0	1	0	0	0	2	1	1	0	4	0	0	0	8	.250	0	0	0	0	0
48	HOLOBRADEK Michal	3.59	2-2	0	37.0	9	5	2	0	36	20	19	17	43	6	4	4	145	.248	6	4	0	2	0
8	JOSKA Marek	4.40	0-4	0	14.1	6	3	0	0	19	15	9	7	13	0	0	5	57	.333	5	1	0	1	2
23	BRENIK Jaroslav	4.59	1-1	0	10.2	5	2	0	0	15	7	7	2	11	2	1	1	43	.349	0	1	0	3	0
Totals		3.94	3-7	0	64.0	10	10	2	0	72	43	36	26	71	8	5	10	253	.285	11	6	0	6	2
Opponents		1.46	7-3	0	67.0	10	10	5	2	43	21	14	23	100	5	1	3	241	.178	7	4	4	3	0

(All Games, Sorted by Fielding Pct)

#	PLAYER	C	PO	A	E	DP	FLD%	CSB	SBA	SBA%	CI	PB
4	MERTL David	77	65	12	0	2	1.000	4	5	.556	0	2
11	KORSAK JiSi	11	4	7	0	2	1.000	0	0	0	0	0
32	KOLSCH Michal	8	7	1	0	0	1.000	0	0	0	0	0
6	FIALA Lukas	7	6	1	0	0	1.000	0	0	0	0	0
22	VACHA Petr	6	6	0	0	0	1.000	0	0	0	0	0
48	HOLOBRADEK Michal	5	1	4	0	0	1.000	0	0	0	0	0
77	KOPESNY Patrik	5	4	1	0	0	1.000	0	0	0	0	0
8	JOSKA Marek	3	0	3	0	0	1.000	0	0	0	0	0
23	BRENIK Jaroslav	1	0	1	0	0	1.000	0	0	0	0	0
2	PETR Tomas	28	13	14	1	1	.964	0	0	0	0	0
28	KOLKUS Patrik	54	41	11	2	2	.963	0	0	0	0	0
99	SVOBODA Vaclav	24	10	13	1	2	.958	0	0	0	0	0
56	KASAL Matous	21	18	2	1	2	.952	0	0	0	0	0
78	NEZBEDA JiSi	13	2	10	1	0	.923	0	0	0	0	0
18	MALY Marek	6	5	0	1	0	.833	0	0	0	0	0
96	KLAS Mikulas	16	10	3	3	0	.813	0	0	0	0	0
Totals		285	192	83	10	6	.965	4	5	.556	0	2
Opponents		279	201	69	9	3	.968	1	8	.889	1	0



# TEAM'S STATS – ESTADÍSTICAS DE EQUIPO

(INCLUDING GAMES 1-72 – INCLUYENDO JUEGOS DEL 1 AL 72)



# DENMARK

# DEN

Record: Tournament: 4-4 / Opening Round: 3-4 / : 1-0

(All Games, Sorted by Batting Avg)

#	PLAYER	AVG	GP-GS	AB	R	H	2B	3B	HR	RBI	TB	SLG%	BB	HP	SO	GDP	OB%	SF	SH	SB-ATT
65	MILNE Duncan Svane	.500	3-2	4	3	2	0	0	0	0	2	.500	0	0	0	0	.500	0	0	1-1
51	ANDERSEN Mikkel Pe	.333	5-3	6	0	2	0	0	0	0	2	.333	0	0	3	0	.333	0	0	1-1
9	SVANE Anders Bendi	.313	8-8	16	2	5	0	1	0	5	7	.438	3	1	3	0	.450	0	3	0-0
60	TERKELSEN Jens Val	.263	8-8	19	8	5	0	0	2	6	11	.579	4	1	5	0	.417	0	1	1-1
33	HOLMELUND Tobias S	.250	4-3	8	3	2	0	0	1	3	5	.625	1	0	6	0	.333	0	0	0-0
20	SIMONSEN Martin Mu	.235	8-7	17	3	4	0	2	1	3	11	.647	3	0	7	0	.350	0	0	0-0
25	JULENØN Daniel Jea	.235	8-7	17	2	4	1	0	0	3	5	.294	4	0	7	0	.381	0	0	0-0
50	TERKELSEN Frederik	.190	8-8	21	1	4	0	0	0	2	4	.190	2	1	6	0	.280	1	0	2-3
95	JØRGENSEN Anders M	.143	8-7	14	2	2	0	0	0	2	.143	.143	4	1	4	0	.368	0	2	0-0
23	ISASI Alejandro Wo	.143	6-6	14	1	2	0	0	1	4	5	.357	2	0	9	0	.250	0	0	0-0
21	BROWN Anton Schioe	.067	8-7	15	3	1	0	0	0	1	1	.67	7	0	2	0	.364	0	1	2-3
5	LOHMANN Lukas Nibe	.000	6-4	6	0	0	0	0	0	0	0	.000	0	0	0	0	.000	0	1	0-0
13	BERGER Jacob	.000	4-3	2	0	0	0	0	0	0	0	.000	0	0	2	0	.000	0	0	0-0
66	ANDERSEN Oscar Trø	.000	6-1	2	1	0	0	0	0	0	0	.000	0	0	2	0	.000	0	0	0-0
3	LARSEN Anton Schul	.000	6-0	0	1	0	0	0	0	0	0	.000	0	0	0	0	.000	0	0	0-0
Totals		.205		161	30	33	1	3	5	27	55	.342	30	4	56	0	.342	1	8	7-9
Opponents		.246		175	29	43	6	2	8	26	77	.44	18	3	72	0	.325	1	4	14-14

(All Games, Sorted by Earned Run Avg)

#	PLAYER	ERA	W-L	SV	IP	G	GS	CG	SHO	H	R	ER	BB	SO	2B	3B	HR	AB	B/Avg	WP	HP	IP	SHA	SFA
11	HANSEN Kim Lunderø	2.28	3-3	0	30.2	6	5	4	2	24	11	10	7	57	2	1	3	111	.216	2	3	0	4	1
60	TERKELSEN Jens Val	6.42	1-1	0	12.0	4	2	1	0	13	12	11	6	13	1	1	4	49	.265	1	0	0	0	0
5	LOHMANN Lukas Nibe	12.60	0-0	0	3.1	3	1	0	0	6	6	6	5	2	3	0	1	15	.400	1	0	0	0	0
Totals		4.11	4-4	0	46.0	8	8	5	2	43	29	27	18	72	6	2	8	175	.246	4	3	0	4	1
Opponents		4.26	4-4	0	46.0	8	8	1	1	33	30	28	30	56	1	3	5	161	.205	6	4	0	8	1

(All Games, Sorted by Fielding Pct)

#	PLAYER	C	PO	A	E	DP	FLD%	CSB	SBA	SBA%	CI	PB
95	JØRGENSEN Anders M	70	69	1	0	0	1.000	0	12	1.000	0	0
66	ANDERSEN Oscar Trø	10	8	2	0	0	1.000	0	0	0	0	0
9	SVANE Anders Bendi	9	3	6	0	0	1.000	0	0	0	0	0
21	BROWN Anton Schioe	9	9	0	0	0	1.000	0	2	1.000	0	0
60	TERKELSEN Jens Val	8	6	2	0	0	1.000	0	0	0	0	0
5	LOHMANN Lukas Nibe	8	4	4	0	0	1.000	0	0	0	0	0
13	BERGER Jacob	8	3	5	0	0	1.000	0	0	0	0	0
23	ISASI Alejandro Wo	5	2	3	0	0	1.000	0	0	0	0	0
11	HANSEN Kim Lunderø	4	0	4	0	0	1.000	0	0	0	0	0
20	SIMONSEN Martin Mu	3	3	0	0	0	1.000	0	0	0	0	0
51	ANDERSEN Mikkel Pe	2	2	0	0	0	1.000	0	0	0	0	0
65	MILNE Duncan Svane	2	0	2	0	0	1.000	0	0	0	0	0
50	TERKELSEN Frederik	28	27	0	1	2	.964	0	0	0	0	0
33	HOLMELUND Tobias S	4	2	1	1	0	.750	0	0	0	0	0
Totals		170	138	30	2	2	.988	0	14	1.000	0	0
Opponents		194	138	54	2	1	.99	2	7	.778	0	2



## TEAM'S STATS - ESTADÍSTICAS DE EQUIPO (INCLUDING GAMES 1-72 - INCLUYENDO JUEGOS DEL 1 AL 72)



# JAPAN

# JPN

Record: Tournament: 9-1 / Opening Round: 7-0 / : 1-0 / Medal Round: 1-1

(All Games, Sorted by Batting Avg)

#	PLAYER	AVG	GP-GS	AB	R	H	2B	3B	HR	RBI	TB	SLG%	BB	HP	SO	GDP	OB%	SF	SH	SB-ATT
20	MATSUDA Hikaru	.545	9-9	22	6	12	1	2	3	13	26	1.182	5	1	8	0	.621	1	0	0-0
26	MIYAJI Mitsuru	.500	5-3	6	3	3	0	0	0	1	3	.500	2	1	3	0	.667	0	0	0-0
14	KATAOKA Taiyo	.313	6-6	16	3	5	0	0	0	1	5	.313	2	0	3	1	.389	0	0	2-2
6	INOUE Tomonori	.294	8-7	17	4	5	2	0	2	3	13	.765	5	1	7	0	.478	0	0	0-1
9	URAMOTO Daishi	.267	8-5	15	0	4	1	0	0	4	5	.333	2	1	4	0	.389	0	0	0-0
12	OISHI Tsukasa	.241	9-9	29	2	7	0	0	2	5	13	.448	2	1	5	1	.313	0	0	0-0
7	TSUTSUI Takuto	.231	8-6	13	4	3	0	0	1	1	6	.462	4	2	6	0	.474	0	0	0-0
24	UNE Ryoyu	.207	10-10	29	7	6	0	0	0	1	6	.207	9	0	12	1	.395	0	0	0-0
21	IKEDA Hiroto	.200	10-10	30	4	6	1	1	0	5	9	.300	1	0	11	0	.226	0	0	2-2
19	MORITA Yusuke	.200	9-9	25	3	5	1	0	0	2	6	.240	4	1	4	0	.333	0	0	2-2
23	KUROIWA Seii	.200	10-8	20	6	4	1	0	1	2	8	.400	1	2	9	1	.304	0	2	1-2
8	YASUMI Kotaro	.182	9-9	22	2	4	0	0	0	1	4	.182	5	0	6	0	.333	0	2	1-1
Totals		.262		244	44	64	7	3	9	39	104	.426	42	10	78	4	.391	1	4	8-10
Opponents		.138		239	13	33	4	1	2	12	45	.188	20	7	104	2	.226	0	1	1-4

(All Games, Sorted by Earned Run Avg)

#	PLAYER	ERA	W-L	SV	IP	G	GS	CG	SHO	H	R	ER	BB	SO	2B	3B	HR	AB	B/Avg	WP	HP	IP	SHA	SFA
16	IKEDA Hiroki	0.00	0-0	2	4.1	5	0	0	0	2	0	0	1	8	0	0	0	15	.133	0	0	1	0	0
18	TERABARU Mizuki	0.00	1-0	0	4.0	3	1	0	0	2	0	0	0	8	1	0	0	14	.143	0	0	0	0	0
20	MATSUDA Hikaru	0.46	4-0	0	30.2	6	1	0	0	11	2	2	2	47	2	0	0	102	.108	1	5	0	0	0
17	KOYAMA Reo	1.62	3-1	0	26.0	6	5	2	0	15	7	6	13	32	1	1	2	90	.167	2	2	0	1	0
10	TAKAHASHI Hayami	3.23	1-0	0	4.1	4	3	0	0	2	3	2	3	9	0	0	0	15	.133	0	0	0	0	0
11	YAMAWAKI Yuya	10.50	0-0	0	0.2	1	0	0	0	1	1	1	1	0	0	0	0	3	.333	0	0	0	0	0
Totals		1.10	9-1	2	70.0	10	10	2	0	33	13	11	20	104	4	1	2	239	.138	3	7	1	1	0
Opponents		4.59	1-9	0	64.0	10	10	5	0	64	44	42	42	78	7	3	9	244	.262	15	10	3	4	1

(All Games, Sorted by Fielding Pct)

#	PLAYER	C	PO	A	E	DP	FLD%	CSB	SBA	SBA%	CI	PB
14	KATAOKA Taiyo	53	52	1	0	2	1.000	0	1	1.000	0	0
9	URAMOTO Daishi	29	29	0	0	0	1.000	0	0	0	0	0
8	YASUMI Kotaro	20	6	14	0	1	1.000	0	0	0	0	0
6	INOUE Tomonori	15	8	7	0	0	1.000	0	0	0	0	0
7	TSUTSUI Takuto	11	1	10	0	1	1.000	0	0	0	0	0
20	MATSUDA Hikaru	7	1	6	0	0	1.000	0	0	0	0	0
17	KOYAMA Reo	4	1	3	0	0	1.000	0	0	0	0	0
21	IKEDA Hiroto	4	4	0	0	0	1.000	0	0	0	0	0
23	KUROIWA Seii	4	4	0	0	0	1.000	0	0	0	0	0
26	MIYAJI Mitsuru	2	2	0	0	0	1.000	0	0	0	0	0
12	OISHI Tsukasa	89	82	6	1	0	.989	3	0	.000	1	1
24	UNE Ryoyu	37	12	24	1	1	.973	0	0	0	0	0
19	MORITA Yusuke	10	8	0	2	0	.800	0	0	0	0	0
Totals		285	210	71	4	2	.986	3	1	.250	1	1
Opponents		260	192	63	5	5	.981	2	8	.800	1	6



## TEAM'S STATS - ESTADÍSTICAS DE EQUIPO (INCLUDING GAMES 1-72 - INCLUYENDO JUEGOS DEL 1 AL 72)



# MEXICO

# MEX

Record: Tournament: 4-4 / Opening Round: 3-4 / : 1-0

(All Games, Sorted by Batting Avg)

#	PLAYER	AVG	GP-GS	AB	R	H	2B	3B	HR	RBI	TB	SLG%	BB	HP	SO	GDP	OB%	SF	SH	SB-ATT
18	MARQUEZ SANTANA Ca	.600	3-3	5	2	3	1	0	0	1	4	.800	0	2	2	0	.714	0	0	0-0
22	GARCIA VILLALOBOS	.500	7-4	14	5	7	0	0	1	2	10	.714	0	0	3	0	.500	0	0	0-0
31	RODRIGUEZ PENA Jul	.417	7-6	12	3	5	1	0	2	5	12	1.000	3	0	3	0	.533	0	0	1-1
13	DURAZO DURAZO Dani	.308	7-5	13	3	4	0	0	2	4	10	.769	1	2	4	1	.438	0	0	0-0
3	GONZALEZ RUBIO Mar	.267	7-6	15	3	4	0	0	1	4	7	.467	0	1	5	0	.313	0	0	0-0
25	PENA OSUNA Ismael	.250	8-8	20	4	5	0	0	1	3	8	.400	4	0	8	0	.375	0	0	0-0
2	SALGADO CARRILLO A	.250	7-5	16	4	4	0	0	1	4	7	.438	1	0	6	0	.294	0	0	0-0
17	VILLALVAZO PENA Le	.238	8-7	21	4	5	1	1	0	4	8	.381	2	0	9	0	.304	0	0	3-3
12	DELGADILLO HERNAND	.200	7-4	15	2	3	0	0	1	1	6	.400	0	0	7	0	.200	0	0	0-1
29	SANCHEZ LOPEZ Erne	.154	5-5	13	1	2	0	0	0	0	2	.154	0	0	5	0	.154	0	0	0-0
34	OSUNA PERAZA Alan	.154	6-6	13	1	2	1	0	0	0	3	.231	1	0	4	1	.214	0	0	1-1
26	CARDONA BUSTAMANTE	.118	8-8	17	2	2	0	0	1	2	5	.294	1	0	8	0	.167	0	0	0-0
9	LOPEZ DELGADO Edga	.071	6-5	14	1	1	0	0	1	2	4	.286	2	1	3	0	.235	0	0	0-0
Totals		.250		188	35	47	4	1	11	32	86	.457	15	6	67	2	.325	0	0	5-6
Opponents		.298		168	32	50	5	1	5	27	72	.429	38	6	50	5	.437	3	7	4-5

(All Games, Sorted by Earned Run Avg)

#	PLAYER	ERA	W-L	SV	IP	G	GS	CG	SHO	H	R	ER	BB	SO	2B	3B	HR	AB	B/Avg	WP	HP	IP	SHA	SFA
24	DUENAS LEDEZMA Ada	2.00	2-0	0	14.0	6	2	1	1	13	4	4	9	16	1	0	0	47	.277	2	2	0	2	1
20	HERNANDEZ CUETO Jo	3.34	1-1	1	14.2	5	1	1	0	14	9	7	10	19	2	0	1	55	.255	1	1	2	1	0
8	MUNOZ LEON Jonatha	6.56	0-3	0	10.2	4	3	1	0	10	12	10	14	11	0	0	4	36	.278	6	1	2	2	2
16	ORDAZ LOPEZ Carlos	7.35	1-0	0	6.2	4	2	0	0	13	7	7	5	4	2	1	0	30	.433	3	2	0	2	0
Totals		4.26	4-4	1	46.0	8	8	3	1	50	32	28	38	50	5	1	5	168	.298	12	6	4	7	3
Opponents		4.47	4-4	1	47.0	8	8	2	0	47	35	30	15	67	4	1	11	188	.250	8	6	1	0	0

(All Games, Sorted by Fielding Pct)

#	PLAYER	C	PO	A	E	DP	FLD%	CSB	SBA	SBA%	CI	PB
25	PENA OSUNA Ismael	32	14	18	0	4	1.000	0	0	0	0	0
29	SANCHEZ LOPEZ Erne	32	30	2	0	0	1.000	0	3	1.000	0	0
22	GARCIA VILLALOBOS	28	24	4	0	1	1.000	1	1	.500	0	2
9	LOPEZ DELGADO Edga	28	27	1	0	3	1.000	0	0	0	0	0
26	CARDONA BUSTAMANTE	25	8	17	0	4	1.000	0	0	0	0	0
18	MARQUEZ SANTANA Ca	9	8	1	0	2	1.000	0	0	0	0	0
12	DELGADILLO HERNAND	6	5	1	0	1	1.000	0	0	0	0	0
34	OSUNA PERAZA Alan	5	4	1	0	0	1.000	0	0	0	0	0
13	DURAZO DURAZO Dani	4	4	0	0	0	1.000	0	0	0	0	0
31	RODRIGUEZ PENA Jul	4	4	0	0	0	1.000	0	0	0	0	0
24	DUENAS LEDEZMA Ada	3	0	3	0	0	1.000	0	0	0	0	0
16	ORDAZ LOPEZ Carlos	3	1	2	0	0	1.000	0	0	0	0	0
2	SALGADO CARRILLO A	2	2	0	0	0	1.000	0	0	0	0	0
17	VILLALVAZO PENA Le	11	4	5	2	1	.818	0	0	0	0	0
3	GONZALEZ RUBIO Mar	5	3	1	1	0	.800	0	0	0	0	0
20	HERNANDEZ CUETO Jo	3	0	2	1	0	.667	0	0	0	0	0
Totals		200	138	58	4	6	.980	1	4	.800	0	2
Opponents		199	141	52	6	3	.97	1	5	.833	0	2



## TEAM'S STATS - ESTADÍSTICAS DE EQUIPO (INCLUDING GAMES 1-72 - INCLUYENDO JUEGOS DEL 1 AL 72)



# NETHERLANDS

# NED

Record: Tournament: 2-6 / Opening Round: 1-6 / : 1-0

(All Games, Sorted by Batting Avg)

#	PLAYER	AVG	GP-GS	AB	R	H	2B	3B	HR	RBI	TB	SLG%	BB	HP	SO	GDP	OB%	SF	SH	SB-ATT
50	DIJKHOFF Eldrick G	.353	8-8	17	4	6	1	1	0	2	9	.529	2	1	4	0	.450	0	0	0-0
37	BROOKS Revin Vince	.333	8-8	18	4	6	1	0	1	2	10	.556	0	1	8	0	.368	0	0	1-1
27	ROMBLEY Danny Regi	.333	8-7	15	4	5	3	1	0	3	10	.667	0	1	10	0	.375	0	0	1-1
9	DELFINA Jefferson	.278	8-8	18	4	5	0	0	0	3	5	.278	2	1	10	0	.400	-1	0	4-4
28	JAVIER Enrique Dej	.235	8-7	17	1	4	1	0	0	4	5	.294	1	0	8	0	.278	0	0	0-0
16	LOURENS Emeron Eld	.200	8-7	15	3	3	0	0	0	2	3	.200	0	0	5	0	.200	0	1	0-0
36	BEAUMONT Anthony C	.188	8-7	16	3	3	0	0	0	3	3	.188	1	0	6	0	.235	0	1	0-0
19	POLONIUS Glennsig	.105	7-7	19	1	2	0	0	0	2	2	.105	2	0	7	1	.190	0	0	0-0
4	JUAQUIN Dyron Davi	.100	7-5	10	0	1	0	0	0	0	1	.100	0	0	6	0	.100	0	0	1-1
1	JONES Nigel Quinti	.000	5-1	3	1	0	0	0	0	0	0	.000	1	0	3	0	.250	0	0	1-1
5	DIX Ronald	.000	6-1	4	1	0	0	0	0	0	0	.000	0	0	4	0	.000	0	0	0-0
25	FRANCISCA Siegmund	.000	4-2	3	0	0	0	0	0	0	0	.000	0	0	3	0	.000	0	0	0-0
8	RAAP Idelgardo Oli	.000	5-4	6	0	0	0	0	0	1	0	.000	1	0	5	0	.143	0	1	0-0
12	BLONK Wesley	.000	3-1	0	1	0	0	0	0	0	0	.000	0	0	0	0	.000	0	0	0-0
Totals		.217		161	27	35	6	2	1	22	48	.298	10	4	79	1	.282	-1	3	8-8
Opponents		.345		168	53	58	11	3	7	46	96	.571	27	2	28	2	.433	4	5	5-5

(All Games, Sorted by Earned Run Avg)

#	PLAYER	ERA	W-L	SV	IP	G	GS	CG	SHO	H	R	ER	BB	SO	2B	3B	HR	AB	B/Avg	WP	HP	IP	SHA	SFA
23	VISSER Jeffry	4.88	0-1	0	18.2	6	2	0	0	23	18	13	8	12	4	3	1	77	.299	4	1	0	3	1
46	MULDER Jeroen	8.08	2-3	0	13.0	6	4	1	1	15	15	15	13	14	4	0	0	51	.294	6	0	0	2	0
30	KWAS Enio Rinaldi	11.20	0-1	0	5.0	2	1	0	0	11	8	8	3	2	1	0	3	24	.458	3	0	0	0	1
16	LOURENS Emeron Eld	21.00	0-0	0	0.1	1	0	0	0	1	3	1	1	0	0	0	0	2	.500	2	1	0	0	1
12	BLONK Wesley	23.63	0-1	0	2.2	2	1	0	0	8	9	9	2	0	2	0	3	14	.571	4	0	0	0	1
Totals		8.12	2-6	0	39.2	8	8	1	1	58	53	46	27	28	11	3	7	168	.345	19	2	0	5	4
Opponents		3.17	6-2	0	42.0	8	8	3	1	35	27	19	10	79	6	2	1	161	.217	10	4	0	3	0

(All Games, Sorted by Fielding Pct)

#	PLAYER	C	PO	A	E	DP	FLD%	CSB	SBA	SBA%	CI	PB
36	BEAUMONT Anthony C	26	26	0	0	0	1.000	0	3	1.000	0	1
28	JAVIER Enrique Dej	25	22	3	0	0	1.000	0	0	0	0	0
37	BROOKS Revin Vince	21	19	2	0	3	1.000	0	0	0	0	0
19	POLONIUS Glennsig	21	10	11	0	1	1.000	0	0	0	0	0
4	JUAQUIN Dyron Davi	6	5	1	0	0	1.000	0	0	0	0	0
9	DELFINA Jefferson	5	5	0	0	0	1.000	0	0	0	0	0
1	JONES Nigel Quinti	3	3	0	0	0	1.000	0	0	0	0	0
46	MULDER Jeroen	3	0	3	0	0	1.000	0	0	0	0	0
25	FRANCISCA Siegmund	3	2	1	0	0	1.000	0	0	0	0	0
8	RAAP Idelgardo Oli	1	1	0	0	0	1.000	0	0	0	0	0
50	DIJKHOFF Eldrick G	19	7	11	1	3	.947	0	0	0	0	0
27	ROMBLEY Danny Regi	14	12	1	1	0	.929	0	0	0	0	0
16	LOURENS Emeron Eld	21	5	14	2	0	.905	0	2	1.000	0	0
23	VISSER Jeffry	4	1	2	1	0	.750	0	0	0	0	0
5	DIX Ronald	2	1	0	1	0	.500	0	0	0	0	0
Totals		174	119	49	6	3	.966	0	5	1.000	0	1
Opponents		163	126	28	9	1	.945	0	8	1.000	0	2



## TEAM'S STATS - ESTADÍSTICAS DE EQUIPO (INCLUDING GAMES 1-72 - INCLUYENDO JUEGOS DEL 1 AL 72)



# NEW ZEALAND

# NZL

Record: Tournament: 5-5 / Opening Round: 4-3 / : 1-0 / Medal Round: 0-2

(All Games, Sorted by Batting Avg)

#	PLAYER	AVG	GP-GS	AB	R	H	2B	3B	HR	RBI	TB	SLG%	BB	HP	SO	GDP	OB%	SF	SH	SB-ATT
68	HARBROW Joshua Geo	.429	6-2	7	2	3	0	0	0	0	3	.429	1	0	3	0	.500	0	0	0-0
29	LAULU Wayne	.381	9-8	21	6	8	2	0	0	0	10	.476	4	1	7	1	.500	0	0	1-1
99	MAKEA Reilly Jazz	.333	9-9	21	6	7	1	0	1	7	11	.524	5	1	5	1	.464	1	1	0-0
17	COMPAIN Kallan Hug	.333	7-4	12	3	4	2	0	0	2	6	.500	2	0	3	0	.400	1	2	0-0
28	ENOKA Campbell Dun	.333	5-2	6	3	2	0	0	1	4	5	.833	3	0	2	0	.556	0	0	0-0
89	ENOKA Benjamin Ric	.320	9-9	25	5	8	0	0	3	7	17	.680	8	0	7	0	.471	1	0	0-1
20	ENOKA Thomas David	.280	10-9	25	5	7	1	1	0	3	10	.400	2	0	6	1	.333	0	0	0-0
3	EVANS Joel James	.250	8-7	20	4	5	0	1	2	4	13	.650	1	0	8	1	.286	0	0	0-0
12	NUKUNUKU Nathan Wa	.231	10-10	26	5	6	0	0	3	6	15	.577	5	1	7	1	.375	0	0	1-1
47	EVANS Cole Stuart	.182	10-10	22	5	4	0	1	0	2	6	.273	6	0	4	0	.357	0	2	1-2
73	VAN LIESHOUT Zane	.182	6-6	11	2	2	0	1	0	3	4	.364	1	1	7	0	.308	0	0	0-0
46	BARTORILLO Tyron J	.154	7-6	13	1	2	0	0	0	3	2	.154	1	1	5	0	.250	1	0	0-0
6	RAEMAKI Jerome Dev	.154	7-5	13	2	2	0	0	0	0	2	.154	4	0	6	0	.353	0	0	0-0
24	WATT Jackson Rowla	.111	6-3	9	2	1	0	0	0	2	1	.111	3	0	3	0	.333	0	0	0-1
Totals		.264		231	51	61	6	4	10	43	105	.455	46	5	73	5	.392	4	5	3-6
Opponents		.209		225	24	47	4	1	5	21	68	.302	25	11	100	4	.317	1	2	10-11

(All Games, Sorted by Earned Run Avg)

#	PLAYER	ERA	W-L	SV	IP	G	GS	CG	SHO	H	R	ER	BB	SO	2B	3B	HR	AB	B/Avg	WP	HP	IP	SHA	SFA
5	PETTETT Joshua Aar	1.24	2-1	1	17.0	5	3	1	1	13	3	3	5	20	2	1	0	61	.213	1	1	0	2	0
10	CHAPMAN Daniel Wil	2.39	2-1	0	26.1	5	5	2	1	17	9	9	13	47	0	0	2	94	.181	2	4	0	0	0
18	HAYES Nikki Jasper	4.20	1-3	0	18.1	5	2	2	1	17	12	11	7	33	2	0	3	70	.243	3	6	0	0	1
Totals		2.61	5-5	1	61.2	10	10	5	3	47	24	23	25	100	4	1	5	225	.209	6	11	0	2	1
Opponents		4.72	5-5	0	62.1	10	10	4	0	61	51	42	46	73	6	4	10	231	.264	13	5	0	5	4

(All Games, Sorted by Fielding Pct)

#	PLAYER	C	PO	A	E	DP	FLD%	CSB	SBA	SBA%	CI	PB
12	NUKUNUKU Nathan Wa	31	29	2	0	3	1.000	0	0	0	0	0
3	EVANS Joel James	18	10	8	0	1	1.000	0	0	0	0	0
6	RAEMAKI Jerome Dev	10	10	0	0	0	1.000	0	0	0	0	0
99	MAKEA Reilly Jazz	8	8	0	0	0	1.000	0	0	0	0	0
46	BARTORILLO Tyron J	7	1	6	0	0	1.000	0	0	0	0	0
89	ENOKA Benjamin Ric	7	7	0	0	0	1.000	0	0	0	0	0
5	PETTETT Joshua Aar	6	0	6	0	0	1.000	0	0	0	0	0
68	HARBROW Joshua Geo	4	1	3	0	0	1.000	0	0	0	0	0
28	ENOKA Campbell Dun	3	3	0	0	0	1.000	0	0	0	0	0
10	CHAPMAN Daniel Wil	3	0	3	0	1	1.000	0	0	0	0	0
17	COMPAIN Kallan Hug	39	38	0	1	0	.974	1	5	.833	0	1
73	VAN LIESHOUT Zane	65	63	0	2	0	.969	0	5	1.000	1	1
47	EVANS Cole Stuart	25	8	16	1	3	.960	0	0	0	0	0
20	ENOKA Thomas David	9	7	1	1	2	.889	0	0	0	0	0
18	HAYES Nikki Jasper	3	0	2	1	0	.667	0	0	0	0	0
Totals		238	185	47	6	4	.975	1	10	.909	1	2
Opponents		280	187	84	9	8	.968	3	3	.500	0	3



# TEAM'S STATS - ESTADÍSTICAS DE EQUIPO

(INCLUDING GAMES 1-72 - INCLUYENDO JUEGOS DEL 1 AL 72)



## PHILIPPINES

## PHI

Record: Tournament: 0-8 / Opening Round: 0-7 / : 0-1

(All Games, Sorted by Batting Avg)

#	PLAYER	AVG	GP-GS	AB	R	H	2B	3B	HR	RBI	TB	SLG%	BB	HP	SO	GDP	OB%	SF	SH	SB-ATT
92	PAGKALIWAGAN Marlo	.300	7-5	10	1	3	0	0	1	1	6	.600	0	1	3	0	.364	0	0	0-0
6	RIPARIP Gino	.250	6-4	12	2	3	0	0	1	1	6	.500	0	0	4	0	.250	0	0	0-0
15	ABELLO Isidro	.214	8-8	14	0	3	0	0	0	2	3	.214	1	0	6	0	.267	0	0	0-0
73	BACARISAS Jerome	.182	7-7	11	2	2	0	0	0	1	2	.182	5	0	7	0	.438	0	1	0-1
27	RIPARIP Gerone	.182	7-5	11	0	2	0	0	0	2	.182	.182	0	0	5	0	.182	0	1	0-0
16	BINARAO Ernesto	.176	8-8	17	1	3	0	0	1	2	6	.353	0	0	11	0	.176	0	1	0-0
4	BATHAN Denmark	.125	8-8	16	1	2	1	0	0	0	3	.188	0	1	8	0	.176	0	2	1-2
32	DEL SOCORRO Edmer	.083	8-5	12	0	1	1	0	0	0	2	.167	0	1	8	0	.154	0	0	1-1
12	MARAVILLES Ben	.067	8-8	15	1	1	0	1	0	1	3	.200	0	0	7	0	.067	0	0	0-0
7	DE LEON Christian	.000	6-4	6	0	0	0	0	0	0	0	.000	0	0	4	0	.000	0	1	0-0
23	DEL SOCORRO Earl R	.000	5-0	5	0	0	0	0	0	0	0	.000	0	0	2	0	.000	0	0	0-0
29	OMANDAC Saxon	.000	7-3	5	0	0	0	0	0	0	0	.000	0	0	2	0	.000	0	1	0-0
33	PAGKALIWAGAN Micha	.000	8-6	9	0	0	0	0	0	0	0	.000	1	0	2	0	.100	0	0	0-0
8	PARCO Reagan	.000	6-2	2	0	0	0	0	0	0	0	.000	0	0	2	0	.000	0	0	0-0
24	VISAYA Julius Cesa	.000	4-1	2	0	0	0	0	0	0	0	.000	1	0	2	0	.333	0	0	0-0
Totals		.136		147	8	20	2	1	3	8	33	.224	8	3	73	0	.196	0	7	2-4
Opponents		.378		193	74	73	8	4	14	66	131	.679	18	3	40	1	.435	2	2	5-6

(All Games, Sorted by Earned Run Avg)

#	PLAYER	ERA	W-L	SV	IP	G	GS	CG	SHO	H	R	ER	BB	SO	2B	3B	HR	AB	B/Avg	WP	HP	IP	SHA	SFA
11	BARREDO Leo	4.41	0-5	0	27.0	6	5	2	0	26	23	17	8	34	0	1	5	107	.243	8	1	0	2	0
92	PAGKALIWAGAN Marlo	22.31	0-2	0	5.1	4	2	0	0	17	19	17	6	3	2	1	4	31	.548	3	1	0	0	1
98	MARQUEZ Gregorio	22.91	0-0	0	3.2	2	0	0	0	12	13	12	1	1	3	0	2	22	.545	1	0	0	0	1
8	PARCO Reagan	25.85	0-1	0	4.1	5	1	0	0	18	19	16	3	2	3	2	3	33	.545	4	1	0	0	0
Totals		10.76	0-8	0	40.1	8	8	2	0	73	74	62	18	40	8	4	14	193	.378	16	3	0	2	2
Opponents		1.11	8-0	2	44.0	8	8	1	1	20	8	7	8	73	2	1	3	147	.136	5	3	0	7	0

(All Games, Sorted by Fielding Pct)

#	PLAYER	C	PO	A	E	DP	FLD%	CSB	SBA	SBA%	CI	PB
6	RIPARIP Gino	10	1	9	0	0	1.000	0	0	0	0	0
15	ABELLO Isidro	8	7	1	0	0	1.000	0	3	1.000	0	1
4	BATHAN Denmark	7	4	3	0	0	1.000	0	0	0	0	0
29	OMANDAC Saxon	4	4	0	0	0	1.000	0	0	0	0	0
8	PARCO Reagan	2	1	1	0	0	1.000	0	0	0	0	0
27	RIPARIP Gerone	2	2	0	0	0	1.000	0	0	0	0	0
98	MARQUEZ Gregorio	1	0	1	0	0	1.000	0	0	0	0	0
24	VISAYA Julius Cesa	1	1	0	0	0	1.000	0	0	0	0	0
16	BINARAO Ernesto	53	51	1	1	2	.981	0	0	0	0	0
32	DEL SOCORRO Edmer	37	32	4	1	0	.973	1	2	.667	0	4
73	BACARISAS Jerome	21	8	12	1	1	.952	0	0	0	0	0
11	BARREDO Leo	9	1	7	1	0	.889	0	0	0	0	0
12	MARAVILLES Ben	25	5	17	3	1	.880	0	0	0	0	0
33	PAGKALIWAGAN Micha	11	2	7	2	0	.818	0	0	0	0	0
7	DE LEON Christian	3	2	0	1	0	.667	0	0	0	0	0
Totals		194	121	63	10	2	.948	1	5	.833	0	5
Opponents		177	133	41	3	0	.983	2	2	.500	0	1



# TEAM'S STATS - ESTADÍSTICAS DE EQUIPO

(INCLUDING GAMES 1-72 - INCLUYENDO JUEGOS DEL 1 AL 72)



## SINGAPORE



Record: Tournament: 2-6 / Opening Round: 1-6 / : 1-0

(All Games, Sorted by Batting Avg)

#	PLAYER	AVG	GP-GS	AB	R	H	2B	3B	HR	RBI	TB	SLG%	BB	HP	SO	GDP	OB%	SF	SH	SB-ATT
28	OH Ziglar	.333	5-3	6	1	2	0	1	0	1	4	.667	1	0	1	0	.429	0	1	1-1
48	FOO Say Kian	.286	6-5	14	1	4	0	0	0	0	4	.286	1	0	4	0	.333	0	1	0-0
51	TAM Joshua Jun Wen	.250	8-8	16	2	4	0	1	0	0	6	.375	6	0	6	0	.455	0	0	1-2
1	SEAH Schuyler Jia	.211	8-8	19	2	4	1	0	0	0	5	.263	0	0	6	0	.211	0	0	0-1
21	CHEW Marcus Shi Ph	.154	7-5	13	1	2	0	0	1	2	5	.385	0	1	8	0	.214	0	0	0-0
11	NG Ee Han, Ivan	.154	7-7	13	2	2	0	0	0	1	2	.154	1	0	4	0	.214	0	0	0-0
22	HAN YuChou, Domini	.143	8-6	14	0	2	0	0	0	1	2	.143	0	0	8	1	.143	0	1	1-1
4	TAN Ding Quan, Iva	.133	7-7	15	0	2	0	0	0	0	2	.133	0	0	8	0	.133	0	1	0-0
88	MOHAMMAD NOORHAM M	.091	7-7	11	1	1	0	0	1	1	4	.364	0	0	5	0	.091	0	0	0-0
17	TAN Tai Jin, Jeron	.071	7-6	14	1	1	0	0	0	1	1	.71	3	0	7	0	.222	1	0	0-0
3	CHIA Audric Shaw H	.000	5-3	2	0	0	0	0	0	0	0	.000	0	0	2	0	.000	0	0	0-0
5	AMIRUDIN Muhammad	.000	7-4	10	0	0	0	0	0	0	0	.000	0	0	8	0	.000	0	0	0-0
15	TAN Andrew Wei-Kan	.000	5-3	4	0	0	0	0	0	3	0	.000	0	0	3	0	.000	0	0	0-0
25	LOW Zu Ray	.000	5-1	2	0	0	0	0	0	0	0	.000	0	0	2	0	.000	0	0	1-1
Totals		.157		153	11	24	1	2	2	10	35	.229	12	1	72	1	.222	1	4	4-6
Opponents		.318		179	59	57	7	2	13	50	107	.598	30	4	48	1	.427	0	5	6-7

(All Games, Sorted by Earned Run Avg)

#	PLAYER	ERA	W-L	SV	IP	G	GS	CG	SHO	H	R	ER	BB	SO	2B	3B	HR	AB	B/Avg	WP	HP	IP	SHA	SFA
17	TAN Tai Jin, Jeron	5.25	1-0	0	4.0	3	0	0	0	7	3	3	1	3	0	0	1	18	.389	1	0	0	1	0
20	TAN Jun Kai, Watso	5.56	1-3	0	11.1	7	3	0	0	15	14	9	8	10	2	0	3	47	.319	4	1	0	3	0
8	ONG Jun Heng Aloys	5.79	0-1	0	19.1	5	3	0	0	17	17	16	9	28	1	2	7	75	.227	10	2	0	1	0
18	NGIAM Jun Jie, Ger	23.10	0-1	0	3.1	2	1	0	0	11	12	11	4	0	3	0	2	22	.500	0	1	0	0	0
21	CHEW Marcus Shi Ph	24.82	0-1	0	3.2	3	1	0	0	7	13	13	8	7	1	0	0	17	.412	4	0	0	0	0
Totals		8.74	2-6	0	41.2	8	8	0	0	57	59	52	30	48	7	2	13	179	.318	19	4	0	5	0
Opponents		1.10	6-2	0	44.2	8	8	3	1	24	11	7	12	72	1	2	2	153	.157	7	1	0	4	1

(All Games, Sorted by Fielding Pct)

#	PLAYER	C	PO	A	E	DP	FLD%	CSB	SBA	SBA%	CI	PB
17	TAN Tai Jin, Jeron	27	25	2	0	1	1.000	0	0	0	0	0
51	TAM Joshua Jun Wen	14	6	8	0	0	1.000	0	2	1.000	0	1
48	FOO Say Kian	13	8	5	0	0	1.000	0	0	0	0	0
1	SEAH Schuyler Jia	6	6	0	0	0	1.000	0	0	0	0	0
5	AMIRUDIN Muhammad	6	5	1	0	0	1.000	0	0	0	0	0
25	LOW Zu Ray	6	6	0	0	0	1.000	0	0	0	0	0
21	CHEW Marcus Shi Ph	3	3	0	0	0	1.000	0	0	0	0	0
15	TAN Andrew Wei-Kan	3	3	0	0	0	1.000	0	0	0	0	0
18	NGIAM Jun Jie, Ger	1	0	1	0	0	1.000	0	0	0	0	0
8	ONG Jun Heng Aloys	1	0	1	0	0	1.000	0	0	0	0	0
11	NG Ee Han, Ivan	47	43	3	1	0	.979	1	4	.800	0	1
88	MOHAMMAD NOORHAM M	11	5	5	1	1	.909	0	0	0	0	0
3	CHIA Audric Shaw H	7	0	6	1	0	.857	0	0	0	0	0
4	TAN Ding Quan, Iva	16	5	8	3	1	.813	0	0	0	0	0
22	HAN YuChou, Domini	5	4	0	1	0	.800	0	0	0	0	0
28	OH Ziglar	8	6	0	2	0	.750	0	0	0	0	0
20	TAN Jun Kai, Watso	2	0	1	1	0	.500	0	0	0	0	0
Totals		176	125	41	10	1	.943	1	6	.857	0	2
Opponents		185	134	46	5	1	.973	2	4	.667	0	2





## TEAM'S STATS - ESTADÍSTICAS DE EQUIPO (INCLUDING GAMES 1-72 - INCLUYENDO JUEGOS DEL 1 AL 72)



# SOUTH AFRICA

# RSA

Record: Tournament: 1-7 / Opening Round: 1-6 / : 0-1

(All Games, Sorted by Batting Avg)

#	PLAYER	AVG	GP-GS	AB	R	H	2B	3B	HR	RBI	TB	SLG%	BB	HP	SO	GDP	OB%	SF	SH	SB-ATT
15	THOMASON William E	.308	8-4	13	1	4	0	0	0	0	4	.308	0	0	6	0	.308	0	1	0-0
14	FROST Javier Dalia	.273	8-8	22	4	6	2	0	1	2	11	.500	0	0	11	0	.273	0	1	2-2
11	THUPUDI Mogau Macm	.250	8-6	16	4	4	2	0	2	7	12	.750	1	0	2	0	.294	0	0	0-0
45	MATSWENYANE Mandla	.231	6-6	13	1	3	1	0	1	1	7	.538	1	0	4	0	.286	0	2	0-0
12	PHALADI Phomolo Ma	.222	7-7	18	3	4	0	0	0	0	4	.222	3	0	8	0	.333	0	0	1-1
20	HLANGA Matsobane G	.182	7-7	11	1	2	1	0	0	0	3	.273	2	0	5	0	.308	0	1	0-0
3	DE LANGE Cornelius	.176	8-8	17	1	3	2	0	0	0	5	.294	2	1	5	1	.300	0	1	0-0
4	MOLOKOANE Sehlabi	.125	8-6	16	0	2	0	0	0	0	2	.125	1	0	7	0	.176	0	1	0-0
13	CHEPAPE Isaiah Man	.125	6-1	8	0	1	0	0	0	0	1	.125	0	0	5	0	.125	0	0	0-0
41	BANN Christopher R	.111	7-7	9	0	1	0	0	0	0	1	.111	2	1	4	0	.333	0	2	1-1
17	MOETI Kagiso	.000	8-8	15	0	0	0	0	0	0	0	.000	1	0	5	0	.063	0	0	0-0
87	HATTINGH Rian Joha	.000	4-2	4	0	0	0	0	0	0	0	.000	0	0	3	0	.000	0	0	0-0
9	JACOBS Luke Jonath	.000	2-1	3	0	0	0	0	0	0	0	.000	0	0	3	0	.000	0	0	0-0
6	MASENGI Pontsho As	.000	2-1	1	0	0	0	0	0	0	0	.000	0	0	1	0	.000	0	0	0-0
Totals		.181		166	15	30	8	0	4	10	50	.301	13	2	69	1	.249	0	9	4-4
Opponents		.325		191	48	62	12	3	10	41	110	.576	21	3	45	0	.394	3	3	10-10

(All Games, Sorted by Earned Run Avg)

#	PLAYER	ERA	W-L	SV	IP	G	GS	CG	SHO	H	R	ER	BB	SO	2B	3B	HR	AB	B/Avg	WP	HP	IP	SHA	SFA
18	KEKANA Tidima Barn	6.91	1-6	0	27.1	8	6	2	1	37	30	27	8	34	7	0	6	117	.316	12	3	0	2	2
11	THUPUDI Mogau Macm	7.50	0-0	0	9.1	4	0	0	0	11	10	10	7	6	2	3	0	40	.275	2	0	0	0	1
10	MANAKA Manhlane Pe	7.64	0-1	0	7.1	3	2	0	0	14	8	8	6	5	3	0	4	34	.412	1	0	0	1	0
Totals		7.16	1-7	0	44.0	8	8	2	1	62	48	45	21	45	12	3	10	191	.325	15	3	0	3	3
Opponents		1.49	7-1	0	47.0	8	8	4	3	30	15	10	13	69	8	0	4	166	.181	5	2	1	9	0

(All Games, Sorted by Fielding Pct)

#	PLAYER	C	PO	A	E	DP	FLD%	CSB	SBA	SBA%	CI	PB
17	MOETI Kagiso	17	6	11	0	0	1.000	0	0	0	0	0
41	BANN Christopher R	15	13	2	0	0	1.000	0	0	0	0	0
3	DE LANGE Cornelius	13	13	0	0	0	1.000	0	0	0	0	0
13	CHEPAPE Isaiah Man	9	8	1	0	0	1.000	0	0	0	0	0
4	MOLOKOANE Sehlabi	8	5	3	0	0	1.000	0	0	0	0	0
45	MATSWENYANE Mandla	6	5	1	0	0	1.000	0	0	0	0	0
15	THOMASON William E	3	3	0	0	0	1.000	0	0	0	0	0
87	HATTINGH Rian Joha	2	2	0	0	0	1.000	0	0	0	0	0
10	MANAKA Manhlane Pe	1	1	0	0	0	1.000	0	0	0	0	0
20	HLANGA Matsobane G	41	33	6	2	0	.951	0	10	1.000	0	1
12	PHALADI Phomolo Ma	35	32	1	2	1	.943	0	0	0	0	0
18	KEKANA Tidima Barn	8	2	5	1	1	.875	0	0	0	0	0
14	FROST Javier Dalia	21	7	11	3	0	.857	0	0	0	0	0
9	JACOBS Luke Jonath	2	1	0	1	0	.500	0	0	0	0	0
6	MASENGI Pontsho As	2	1	0	1	0	.500	0	0	0	0	0
11	THUPUDI Mogau Macm	1	0	0	1	0	.000	0	0	0	0	0
Totals		184	132	41	11	1	.940	0	10	1.000	0	1
Opponents		195	141	46	8	1	.959	0	4	1.000	0	0



# TEAM'S STATS - ESTADÍSTICAS DE EQUIPO

(INCLUDING GAMES 1-72 - INCLUYENDO JUEGOS DEL 1 AL 72)



## USA



Record: Tournament: 7-3 / Opening Round: 5-2 / : 1-1 / Medal Round: 1-0

(All Games, Sorted by Batting Avg)

#	PLAYER	AVG	GP-GS	AB	R	H	2B	3B	HR	RBI	TB	SLG%	BB	HP	SO	GDP	OB%	SF	SH	SB-ATT
13	CASTILLO Kevin Joh	.500	6-1	8	1	4	1	0	0	1	5	.625	0	0	3	0	.500	0	0	0-0
22	CHRISTIANSEN Jenne	.400	8-1	5	2	2	0	0	0	1	2	.400	0	1	2	0	.500	0	0	0-0
8	OCHOA Erick	.391	10-10	23	6	9	5	0	1	11	17	.739	7	0	5	1	.533	0	0	0-0
1	NOWACZYK Jeffrey J	.348	10-10	23	4	8	2	0	0	3	10	.435	4	0	7	1	.444	0	0	0-0
14	RATLIFF Matthew Aa	.348	9-9	23	6	8	3	0	0	4	11	.478	4	0	5	2	.444	0	0	3-3
7	MULLINS Nicholas R	.304	10-10	23	3	7	1	0	0	6	8	.348	3	0	9	0	.370	1	0	0-0
23	LYNCH Jonathan Mic	.269	9-9	26	3	7	0	1	1	5	12	.462	3	1	4	0	.367	0	0	1-1
20	SCHILLER Cameron J	.233	10-10	30	7	7	0	2	0	5	11	.367	4	0	8	0	.324	0	0	0-0
4	PALAZZO Matt Josep	.211	7-7	19	4	4	1	0	3	6	14	.737	4	0	6	2	.348	0	0	1-1
30	SAENZ Gilbert Lee	.211	10-9	19	7	4	1	0	0	3	5	.263	4	0	13	0	.348	0	1	3-3
28	DAVIS JR Yusef Lat	.150	9-7	20	5	3	1	0	0	0	4	.200	2	1	9	0	.261	0	0	2-2
2	DUDLEY Tyler Isaia	.143	7-6	14	3	2	0	0	0	1	2	.143	0	2	6	0	.250	0	0	1-1
21	TAN Marcus John	.000	5-1	5	2	0	0	0	0	0	0	.000	0	0	1	0	.000	0	0	0-0
Totals		.273		238	53	65	15	3	5	46	101	.424	35	5	78	6	.376	1	1	11-11
Opponents		.250		224	36	56	8	3	9	32	97	.433	30	8	66	4	.355	3	5	5-6

(All Games, Sorted by Earned Run Avg)

#	PLAYER	ERA	W-L	SV	IP	G	GS	CG	SHO	H	R	ER	BB	SO	2B	3B	HR	AB	B/Avg	WP	HP	IP	SHA	SFA
18	GWIZDALA Jon Micha	0.00	0-0	1	2.1	2	0	0	0	0	0	0	2	3	0	0	0	7	.000	0	0	0	0	0
12	COOLEY Joel Eli	3.65	1-1	1	15.1	6	2	0	0	18	9	8	10	7	5	0	1	58	.310	0	1	0	2	0
11	MANCHA Antonio Lop	3.75	3-1	0	28.0	8	6	2	0	26	17	15	10	40	2	2	4	106	.245	5	5	0	3	1
17	WEILER Mervin Duan	4.88	3-1	0	14.1	7	2	0	0	12	10	10	8	16	1	1	4	53	.226	3	2	0	0	2
Totals		3.85	7-3	2	60.0	10	10	2	0	56	36	33	30	66	8	3	9	224	.250	8	8	0	5	3
Opponents		5.28	3-7	2	58.1	10	10	0	0	65	53	44	35	78	15	3	5	238	.273	12	5	0	1	1

(All Games, Sorted by Fielding Pct)

#	PLAYER	C	PO	A	E	DP	FLD%	CSB	SBA	SBA%	CI	PB
7	MULLINS Nicholas R	59	52	7	0	0	1.000	1	5	.833	0	3
4	PALAZZO Matt Josep	44	43	1	0	3	1.000	0	0	0	0	0
8	OCHOA Erick	21	16	5	0	1	1.000	0	0	0	0	0
30	SAENZ Gilbert Lee	12	8	4	0	0	1.000	0	0	0	0	0
28	DAVIS JR Yusef Lat	7	7	0	0	0	1.000	0	0	0	0	0
23	LYNCH Jonathan Mic	7	7	0	0	0	1.000	0	0	0	0	0
22	CHRISTIANSEN Jenne	4	2	2	0	0	1.000	0	0	0	0	0
14	RATLIFF Matthew Aa	3	3	0	0	0	1.000	0	0	0	0	0
13	CASTILLO Kevin Joh	2	1	1	0	0	1.000	0	0	0	0	0
11	MANCHA Antonio Lop	2	0	2	0	0	1.000	0	0	0	0	0
18	GWIZDALA Jon Micha	1	0	1	0	0	1.000	0	0	0	0	0
21	TAN Marcus John	1	1	0	0	0	1.000	0	0	0	0	0
17	WEILER Mervin Duan	1	0	1	0	0	1.000	0	0	0	0	0
1	NOWACZYK Jeffrey J	34	19	14	1	1	.971	0	0	0	0	0
20	SCHILLER Cameron J	34	13	20	1	4	.971	0	0	0	0	0
2	DUDLEY Tyler Isaia	11	8	2	1	1	.909	0	0	0	0	0
12	COOLEY Joel Eli	5	0	4	1	0	.800	0	0	0	0	0
Totals		248	180	64	4	4	.984	1	5	.833	0	3
Opponents		242	175	56	11	7	.955	0	11	1.000	0	0



## TEAM'S STATS - ESTADÍSTICAS DE EQUIPO (INCLUDING GAMES 1-72 - INCLUYENDO JUEGOS DEL 1 AL 72)



# VENEZUELA

# VEN

Record: Tournament: 5-5 / Opening Round: 4-3 / : 1-1 / Medal Round: 0-1

(All Games, Sorted by Batting Avg)

#	PLAYER	AVG	GP-GS	AB	R	H	2B	3B	HR	RBI	TB	SLG%	BB	HP	SO	GDP	OB%	SF	SH	SB-ATT
14	SEQUERA RAMOS Roge	.400	10-5	15	4	6	0	1	0	1	8	.533	0	1	6	0	.438	0	0	0-0
15	URBANEJA Erick Jos	.400	7-4	5	1	2	0	0	0	2	2	.400	1	0	3	0	.500	0	0	0-0
12	CARRENO MENESES Ca	.368	10-7	19	2	7	3	0	0	3	10	.526	1	2	9	0	.455	0	0	2-2
1	QUERALES CORONEL H	.333	10-10	27	6	9	1	0	0	4	10	.370	3	0	5	1	.387	1	0	2-2
11	HERRERA FALCON Eng	.308	9-4	13	4	4	0	0	3	8	13	1.000	1	0	3	0	.357	0	0	1-1
7	LIMA MENDOZA Jorge	.250	10-10	24	5	6	3	0	0	2	9	.375	4	0	9	0	.345	1	0	0-1
22	FLORES SANCHEZ Raf	.238	10-9	21	5	5	1	0	2	4	12	.571	8	1	6	0	.467	0	0	1-2
4	SOLORZANO ZAMBRANO	.222	10-8	18	3	4	1	1	0	3	7	.389	2	0	5	1	.300	0	1	1-1
17	ZAMBRANO STORMES J	.214	10-7	14	2	3	0	0	1	5	6	.429	2	2	5	0	.368	1	0	0-1
6	CONTRERAS JIMENEZ	.188	10-8	16	2	3	1	0	0	0	4	.250	2	0	8	0	.278	0	1	0-0
13	ROGERS PEREZ Edwar	.154	7-4	13	1	2	0	0	0	1	2	.154	0	0	5	0	.154	0	2	0-0
8	PINTO SUAREZ Luige	.130	9-9	23	0	3	1	0	0	1	4	.174	1	0	8	0	.167	0	0	1-1
18	OJEDA CORDERO Carl	.125	10-8	16	5	2	0	0	1	1	5	.313	4	1	8	0	.333	0	0	0-0
	Totals	.250		224	40	56	11	2	7	35	92	.411	29	7	80	2	.350	3	4	8-11
	Opponents	.200		210	26	42	7	4	3	25	66	.314	33	9	63	8	.332	1	5	2-2

(All Games, Sorted by Earned Run Avg)

#	PLAYER	ERA	W-L	SV	IP	G	GS	CG	SHO	H	R	ER	BB	SO	2B	3B	HR	AB	B/Avg	WP	HP	IP	SHA	SFA
15	URBANEJA Erick Jos	1.17	2-1	0	18.0	3	3	2	2	10	4	3	5	17	2	1	0	60	.167	0	0	0	4	0
5	COLOMBO PEREZ Luis	2.92	1-1	0	12.0	4	3	1	1	8	5	5	7	16	1	0	1	43	.186	3	0	0	0	0
16	UCERO ARCIA Carlos	3.00	1-1	0	14.0	4	2	0	0	9	7	6	11	6	3	1	1	46	.196	1	3	0	1	1
34	PIMENTEL SIVIRA Ma	3.23	1-1	0	13.0	6	1	0	0	12	6	6	8	21	0	1	1	49	.245	4	4	2	0	0
10	PEREZ Angel Antoni	9.33	0-1	0	3.0	3	1	0	0	3	4	4	2	3	1	1	0	12	.250	1	2	0	0	0
	Totals	2.80	5-5	0	60.0	10	10	3	3	42	26	24	33	63	7	4	3	210	.200	9	9	2	5	1
	Opponents	4.55	5-5	1	60.0	10	10	4	0	56	40	39	29	80	11	2	7	224	.250	18	7	0	4	3

(All Games, Sorted by Fielding Pct)

#	PLAYER	C	PO	A	E	DP	FLD%	CSB	SBA	SBA%	CI	PB
22	FLORES SANCHEZ Raf	59	55	4	0	1	1.000	0	1	1.000	0	1
7	LIMA MENDOZA Jorge	30	14	16	0	2	1.000	0	0	0	0	0
4	SOLORZANO ZAMBRANO	28	11	17	0	6	1.000	0	0	0	0	0
8	PINTO SUAREZ Luige	13	12	1	0	1	1.000	0	1	1.000	0	1
13	ROGERS PEREZ Edwar	13	5	8	0	1	1.000	0	0	0	0	0
16	UCERO ARCIA Carlos	9	0	9	0	1	1.000	0	0	0	0	0
15	URBANEJA Erick Jos	5	1	4	0	1	1.000	0	0	0	0	0
34	PIMENTEL SIVIRA Ma	2	1	1	0	0	1.000	0	0	0	0	0
5	COLOMBO PEREZ Luis	1	0	1	0	0	1.000	0	0	0	0	0
17	ZAMBRANO STORMES J	52	47	4	1	8	.981	0	0	0	0	0
6	CONTRERAS JIMENEZ	17	16	0	1	0	.941	0	0	0	0	0
12	CARRENO MENESES Ca	10	3	6	1	1	.900	0	0	0	0	0
18	OJEDA CORDERO Carl	7	6	0	1	0	.857	0	0	0	0	0
14	SEQUERA RAMOS Roge	7	2	4	1	0	.857	0	0	0	0	0
1	QUERALES CORONEL H	5	4	0	1	0	.800	0	0	0	0	0
11	HERRERA FALCON Eng	4	3	0	1	0	.750	0	0	0	0	0
	Totals	262	180	75	7	9	.973	0	2	1.000	0	2
	Opponents	241	180	58	3	3	.988	2	8	.800	0	2



## ABBREVIATIONS – ABREVIATURAS (IN ALPHABETICAL ORDER – EN ORDEN ALFABÉTICO)

HITTING – OFENSIVA			PITCHING – PITCHEO		
<b>2B</b>	Doubles	Dobles	<b>2B</b>	Doubles allowed	Dobles permitidos
<b>3B</b>	Triples	Triples	<b>3B</b>	Triples allowed	Triples permitidos
<b>AB</b>	At bats	Veces al bate	<b>AB</b>	At bats	Veces al bate
<b>AVG</b>	Batting average	Average de bateo	<b>B/Avg</b>	Opponent batting average	Average de bateo de los oponentes
<b>BB</b>	Base on balls	Base por bolas	<b>BK</b>	Balk	Balk
<b>GDP</b>	Grounded into double plays	Batazo para Doble Play	<b>BB</b>	Base on balls allowed	Bases por bolas concedidas
<b>G</b>	Games played	Juegos jugados	<b>CG</b>	Complete games	Juegos completo
<b>H</b>	Hits	Hits conectados	<b>ER</b>	Earned runs allowed	Carreras limpias permitidas
<b>HP</b>	Hit by pitch	Golpeado por el lanzador	<b>ERA</b>	Earned run average	Promedio de efectividad
<b>HR</b>	Homeruns	Cuadrangulares	<b>IBB</b>	Intentional base on balls allowed	Bases por bolas intencionales
<b>IBB</b>	Intentional base on balls	Base por bolas intencional	<b>GP</b>	Games pitched	Juegos lanzados
<b>OB%</b>	On base percentage	Promedio de embasado	<b>GS</b>	Games started	Juegos Iniciados
<b>R</b>	Runs scored	Carreras anotadas	<b>H</b>	Hits allowed	Hits permitidos
<b>RBI</b>	Runs batted in	Carreras impulsadas	<b>HP</b>	Hit by pitch	Golpeados por el lanzamiento
<b>SB / ATT</b>	Stolen bases / SB attempts	Baes Robadas / Intentos de robo	<b>HR</b>	Home runs allowed	Cuadrangulares permitidos
<b>SF</b>	Sacrifice flies	Sacrificio Fly	<b>IP</b>	Innings played	Entradas lanzadas
<b>SH</b>	Sacrifice hits	Toque de sacrificio	<b>R</b>	Runs allowed	Carreras permitidas
<b>SLG%</b>	Slugging percentage	Average de slugging	<b>SO</b>	Strikeouts	Ponches propinados
<b>SO</b>	Strikeouts	Ponches	<b>SFA</b>	Sacrifice flies allowed	Sacrificios fly permitidos
<b>TB</b>	Total bases	Total de bases alcanzadas por hit	<b>SHA</b>	Sacrifice hits allowed	Toques de sacrificio permitidos
			<b>SHO</b>	Shutouts / Combination shutouts	Blanqueos / Blanqueos combinados
			<b>SV</b>	Saves	Juegos salvados
			<b>W-L</b>	Wins/Losses	Juegos ganados/Perdidos
			<b>WP</b>	Wild pitches	Wild pitches

FIELDING – DEFENSA		
<b>A</b>	Assists	Asistencias
<b>C</b>	Chances	Total de lances
<b>CI</b>	Catcher's interference	Interferencia del receptor
<b>CSB</b>	Caught stealing (by pitcher and catcher)	Atrapado robando (del lanzador y del receptor)
<b>DP</b>	Double plays participated in	Participaciones en doble play
<b>E</b>	Errors	Errores
<b>FLD%</b>	Fielding percentage	Promedio de defensa
<b>PB</b>	Passed balls (catcher)	Passed ball (receptor)
<b>PO</b>	Putouts	Outs (Eliminaciones)
<b>SBA</b>	Stolen bases allowed (pitcher and catcher)	Robos permitidos (lanzador y receptor)
<b>SBA%</b>	Stolen bases against percentage (pitcher and catcher)	Promedio de robos permitidos (lanzador y receptor)